



AIRCRAFT COMPANY

COMMERCIAL AIRCRAFT DIVISION

Wichita, Kansas

**THIS PARTS CATALOG SUPERSEDES ALL PREVIOUS
182E,F&G AND 1962 THRU 1972 182 PARTS CATALOGS
DATED: 1 NOVEMBER 1961 THRU 1 OCTOBER 1970
(INCLUDING: 1 NOV 1971 CHANGE)**

1 NOVEMBER 1972

INSERT LATEST CHANGED PAGES. DESTROY SUPERSEDED PAGES.

LIST OF EFFECTIVE PAGES

Dates of issue for original and changed pages are:

Original . . . 0 . . . 1 November 1972

TOTAL NUMBER OF PAGES IN THIS PUBLICATION IS 694 CONSISTING OF THE FOLLOWING:

Page No.	Change No.	Page No.	Change No.	Page No.	Change No.
Title	0	37A thru 37D	0	135 thru 137	0
A	0	38 thru 44	0	137A	0
B	0	45 blank	0	137B	0
C blank	0	46 thru 59	0	138 thru 149	0
i thru vi	0	59A thru 59C	0	149A thru 149D	0
vii blank	0	59D blank	0	150 thru 156	0
viii thru x	0	60	0	157 blank	0
xa thru xf	0	61	0	158 thru 161	0
xi thru xx	0	61A	0	161A thru 161E	0
xxa thru xxc	0	61B blank	0	161F blank	0
xxd blank	0	62 thru 67	0	161G	0
xxi thru xxxvii	0	67A thru 67D	0	161H	0
xxxviii	0	68 thru 75	0	162 thru 169	0
1 thru 5	0	75A	0	169A thru 169F	0
5A	0	75B	0	170 thru 174	0
5B	0	76 thru 83	0	175 blank	0
6 thru 11	0	83A	0	176 thru 182	0
11A thru 11H	0	83B	0	183 blank	0
12 thru 14	0	84	0	184	0
14A	0	85	0	185	0
14B	0	86 blank	0	185A thru 185M	0
15 thru 17	0	87 thru 92	0	186 thru 191	0
17A thru 17F	0	93 blank	0	191A thru 191C	0
18	0	94	0	191D blank	0
19	0	95	0	192	0
19A thru 19F	0	95A thru 95C	0	193	0
20	0	95D blank	0	193A	0
21	0	96 thru 99	0	193B	0
21A	0	99A	0	194 thru 213	0
21B blank	0	99B	0	213A	0
21C	0	100 thru 122	0	213B blank	0
21D	0	123 blank	0	214	0
22 thru 24	0	124 thru 127	0	215	0
25 blank	0	127A thru 127F	0	215A thru 215E	0
25A	0	128 thru 131	0	215F blank	0
25B	0	131A	0	215G thru 215N	0
26 thru 31	0	131B	0	215P blank	0
31A	0	132 thru 134	0	215Q thru 215W	0
31B blank	0	134A thru 134C	0	215X blank	0
32 thru 37	0	134D blank	0	215Y	0
				215Z	0

Upon receipt of the second and subsequent changes to this book, personnel responsible for maintaining this publication in current status should ascertain that all previous changes have been received and incorporated.

* The asterisk indicates pages changed, added, or deleted by the current change.

INSERT LATEST CHANGED PAGES. DESTROY SUPERSEDED PAGES.

LIST OF EFFECTIVE PAGES

Dates of issue for original and changed pages are:

Original . . . 0 . . . 1 November 1972

Page No.	Change No.	Page No.	Change No.
216	0	313A	0
216A thru 216D	0	313B blank	0
216E blank	0	314 thru 316	0
216F thru 216M	0	317 blank	0
216N blank	0	318 thru 323	0
216P thru 216R	0	323A	0
217 thru 224	0	323B blank	0
224A	0	324 thru 327	0
224B blank	0	327A thru 327C	0
225 thru 227	0	327D blank	0
227A	0	328 thru 332	0
227B	0	333 blank	0
228 thru 236	0	334 thru 361	0
237 blank	0	361A thru 361C	0
237A	0	361D blank	0
237B	0	362 thru 371	0
238 thru 242	0	371A thru 371C	0
243 blank	0	371D blank	0
244 thru 246	0	372 thru 375	0
246A blank	0	375A	0
246B thru 246D	0	375B blank	0
246E blank	0	376 thru 386	0
246F thru 246H	0	387 blank	0
247 thru 253	0	388 thru 450	0
253A	0		
253B blank	0		
254 thru 270	0		
271 blank	0		
272 thru 275	0		
275A	0		
275B blank	0		
276 thru 284	0		
285 blank	0		
286 thru 301	0		
301A	0		
301B blank	0		
302	0		
302A thru 302C	0		
302D blank	0		
303 thru 313	0		

Upon receipt of the second and subsequent changes to this book, personnel responsible for maintaining this publication in current status should ascertain that all previous changes have been received and incorporated.

* The asterisk indicates pages changed, added, or deleted by the current change.

This page intentionally left blank.

INTRODUCTION.

This illustrated parts catalog has been prepared to aid you in easily and quickly identifying parts of the models covered herein.

This catalog features an index system consisting of:

1. An alphabetical index located in the front of the catalog.
2. A numerical index located in the back of the catalog, which lists all parts and figures in which they appear.

STANDARD PARTS.

Many parts having standard usage have been incorporated into the Cessna Standard System. Parts in this group are designated with the part number prefix "S".

For standard hardware items such as Tinnerman nuts, clamps, etc., "AN" and "NAS" numbers have been used.

USABLE ON CODES. . . . Serial listings in this catalog are noted by a letter code located in the usable on code column which is the extreme right hand column of the parts list page. Usable on codes are applicable only to the figure on which they appear. The code letters and the serials to which they apply are listed at the end of the figure.

If no usable on code appears opposite a first column listing of the figure, the usage is applicable to all models and serials covered by this catalog. If no usable on code appears opposite any indented listing, the usage is applicable to all models and serials covered by the figure on which it appears.

Bold face type serials appearing on certain figures are for quick reference to large blocks of airplanes.

NON-INTERCHANGEABLE PARTS. . . . When parts are not interchangeable with earlier models, all parts applicable to the particular usage are listed. The letter code for the individual part usage is listed in the usable on column opposite each part. Care should be exercised in determining proper serial when ordering to insure receipt of correct part.

INTERCHANGEABLE PARTS. . . . When a later design part is completely interchangeable with the part it replaces, both parts will be serialized and the notation "when exhausted use ___", or the abbreviation, "WEU ___" will be entered following the listing of the earlier design part. This means that the earlier design part should be used on airplanes to which they apply until the supply of these parts is exhausted---after which time the later design part must be used. This is done to simplify stocking of parts by our distributors and dealers. The earlier part is as good, physically and functionally, as the later design part---the difference being the later design part can be used on more than one block of airplane serials.

SYMBOLS & PART NUMBER TERMS.

NP - The symbol "NP" appearing in the units per assembly column denotes that the item it appears opposite is not procurable.

AR - The symbol "AR" appearing in the units per assembly column denotes "As Required" and is used to indicate bulk quantity where an indefinite amount is used.

The following is a list of abbreviations that may appear in the description nomenclature:

- | | |
|------------------------|--------------------------|
| ALT - Alternate part | INSTL - Installation |
| ASSY - Assembly | LH - Left hand |
| BKI - Bulk item | RH - Right hand |
| FSO - For spares order | WEU - When exhausted use |

Other key letter symbols spaced apart from and following the part nomenclature are for cataloging and manufacturing purposes only and are not to be considered by the customer.

A blank entry in the part number column appears before an unprocurable part or installation which is also denoted in the "Units Per Assembly" column by the use of the symbol NP.

GROUP ASSEMBLY PARTS LIST ARRANGEMENT.

This section lists all replaceable items in the airplane and these items are detailed on illustrations throughout the section. The index numbers on the illustration are keyed to each accompanying parts list. The purpose of the index numbers is to provide complete and positive identification of the article, but should not be used for procurement purposes.

- a. The figure and index number column of the parts list shows the figure number once at the beginning of the list. The figure number is followed by a dash and the indexed number. The remaining index numbers are preceded by dash only.
- b. The part number column identifies the item by part number.
- c. In the description column, relationship of items covered is shown by the degree of indention of each item, for example: The wing assembly (Figure 3) is listed in column (1) of the description column. The wing structure, is the next lower assembly and is therefore listed in column (2).
- d. If two or more assemblies contain a majority of identical parts or the assemblies are left or right hand, the assemblies are listed together and the next lower assemblies or detail parts are listed as common for both assemblies, with the differing parts coded for usage on the correct major assembly.



- e. Attaching parts are listed immediately beneath the item to be attached and preceding any detail parts of the item. They are listed in the same column as the item they attach and are preceded by the caption "Attaching Parts." The end of the attaching parts listing is followed by a separating symbol ---*---.
- f. The quantity listed in the "Units Per Assembly" column for attaching parts denotes the quantity necessary to attach only one part. Total quantity necessary to attach more than one part is obtained by multiplying the attaching parts quantity by the number of parts attached.
- g. Component parts of the complete airplane which are not included in any assembly, but which are used in conjunction with, or attach to certain assemblies, are listed either preceding the first detail or following the last detail of the assembly or installation, and in the same column as the major assembly or installation.
- h. The quantities listed in the "Units Per Assembly" column are the quantity used per figure.

prefers not to make C. O. D. shipments for the distributor and all billing will be made to the distributor in the case of direct shipments.

DEALER ORDERS.

Dealers will place all of their parts order requirements with their distributor. The factory will not honor orders received directly from a dealer. It will be necessary for us to forward it to the distributor for his action. Therefore, dealer orders sent direct to the distributor will result in much faster delivery on any parts that are required.

RETAIL ORDERS.

Retail orders will not be honored by the factory. They are to be placed with the dealer or distributor in the owner's territory and when received directly by the factory will be forwarded to the distributor from whose territory it was received. Considerable saving in time will result to the owner if his orders are placed with his dealer or distributor.

ACCESSORY KITS.

For accessory kit listings, refer to separate Accessory Kit Catalog.

BULK ITEMS.

Certain items such as flexible air hose, rubber mouldings and channels, windshield sealing strips etc., are noted in the catalog listings as bulk items. These listings also note the cut length of these materials for one installation. When an item is listed as a bulk item, it will be supplied to the dealer in the most convenient bulk length or quantity. Reference to the cut length or quantity per installation provides for the most satisfactory disbursement to the customer.

HOW TO ORDER.

USE YOUR CATALOG TO ORDER PARTS. Use parts and Accessories Order Form, which will be supplied by Cessna on request. Give complete information on addresses and make sure the part number and part name are as shown in the catalog. Be sure to specify quantities. Specify how the order is to be shipped, otherwise it will be sent out in the manner that seems best to the shipper.

SERIAL, COLOR, & CORROSION PROOFING.

Be sure to indicate model and serial number of the airplane. Serial number is very important to properly identify parts used on each airplane. When color is involved refer to "Upholstery & Interior Trim" section for example. If corrosion proofing is desired add the letters "CP" following the part number.

DISTRIBUTOR ORDERS.

Distributors will send all orders to the factory with instructions as to the shipping destination. The factory



Cessna Aircraft Company reserves the right to cancel, add or change the parts and assemblies described in this catalog without notice.



"All aircraft, regardless of manufacturer, are certificated under model number designations. However, popular names are often used for marketing purposes. To provide a consistent method of referring to the various aircraft, model numbers will be used in this publication unless names are required to differentiate between versions of the same basic model. The following table provides a cross reference listing of popular name vs. model numbers."

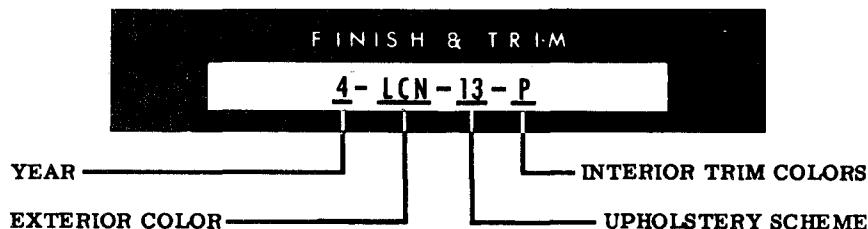
NAME	MODEL YEAR	MODEL	SERIALS	
			BEGINNING	ENDING
182 OR SKYLANE	1962	182E	18253599	18254423
	1963	182F	18254424	18255058
	1964	182G	18255059	18255844
	1965	182H	18255845	18256684
	1966	182J	18256685	18257625
	1967	182K	18257626	18258505
	1968	182L	18258506	18259305
	1969	182M	18259306	18260055
	1970	182N	18260056	18260445
	1971	182N	18260446	18260825
	1972	182P	18260826	18261425
	1973	182P	18261426	
	A182	1966	A182J	A182-0001
1967		A182K	A182-0057	A182-0096
1968		A182L	A182-0097	A182-0116
1969		A182M	NONE	
1970		A182N	A182-0117	A182-0136
AMC182	1971	A182N	NONE	
	1972	A182N	NONE	
	1973	A182N	A182-0137	

FINISH & TRIM PLATE

The "FINISH AND TRIM" plate is located on the left side of the airplane on the lower door jamb directly behind the M. A. A. name plate.

This plate indicates the model year, exterior paint color, upholstery scheme and interior trim colors.

The following diagram is an example showing the sequence and definition of each code symbol on the "FINISH AND TRIM" plate.



FINISH & TRIM NUMBER (4-LCN-13-P)

- 4 = 1964 Model
- LCN = Sun Glow Red, Vestal White & Coffee Brown Met
- 13 = Cherry-O-Red
- P = Black Semi-Gloss, Sand & Fawn

1962 THRU 1965
SEE PAGE VIII FOR 1966 & ON

CODE CHART								Serial Listing
PAINT & UPHOLSTERY COMBINATIONS								
Model 182 & 182 SKYLANE								
YEAR	EXTERIOR PAINT		UPHOLSTERY		INTERIOR TRIM			
	CODE	COLOR	CODE	COLOR	CODE	COLOR		
1 9 6 2	2	A	MUTED BEIGE CES 1054-439 or -399*	2	GALWAY GREEN	Q	BLACK (SEMI-GLOSS) CES 1054-156	
		B	VESTAL WHITE CES 1054-398 or -170*					
		C	JONQUIL YELLOW CES 1054-402 or -416*					
		D	MINT GREEN CES 1054-238 or -412*					
		E	TURQUOISE TINGE CES 1054-406 or -393*					
		F	VALOR RED CES 1054-409 or -417*					
		G	CHEVRON RED CES 1054-401	3	AUTUMN GLINT	Q	NATURAL CES 1054-259	
		H	GINGER CES 1054-403					
		J	REGAL GREEN MET. CES 1054-404					
		K	TAHOE BLUE MET. CES 1054-407	4	FOAM TAN	Q	TAN CES 1054-419	
		L	HERMOSA TURQUOISE CES 1054-408					
		M	DEEP MAHOGANY CES 1054-413	1	SPECIAL UPHOLSTERY	SP	SPECIAL COLORS	
		N	EXECUTIVE GRAY MET. CES 1054-411					
	SP	SPECIAL COLORS						

**18253599
THRU
18254423**

NOTE: WHEN ORDERING PAINT SPECIFY CES 1054 DASH NUMBER. EXAMPLE: CES 1054-439

*On all over painted airplanes, base color will be vinyl. All other colors will be lacquer.

CODE CHART PAINT & UPHOLSTERY COMBINATIONS Model 182 & 182 SKYLANE							Serial Listing
YEAR	EXTERIOR PAINT		UPHOLSTERY		INTERIOR TRIM		
CODE	CODE	COLOR	CODE	COLOR	CODE	COLOR	
1 9 6 3	3	A	ADOBE BEIGE CES-1054-446 or -458*	2	SWEET MINT	Q	BLACK SEMI-GLOSS CES-1054-186
		B	VESTAL WHITE CES-1054-398 or -170*				
		C	GOLDENROD CES-1054-448				
		D	MINT GREEN CES-1054-238 or -412*				
		E	PLATINUM BLUE CES-1054-443 or -392*	3	BANNER RED	Q	SAND CES-1054-436
		F	VALOR RED CES-1054-409 or -417*				
		G	MATADOR RED CES-1054-465				
		H	CORK BROWN CES-1054-463	4	ARUBA BLUE	Q	FAWN CES-1054-419
		J	IVY GREEN METALLIC CES-1054-405 or -391*				
		K	TAHOE BLUE METALLIC CES-1054-407				
		L	HERMOSA TURQUOISE CES-1054-408 or -395*				
		N	EXEC. GREY METALLIC CES-1054-411	5	BLONDE TAUPE	Q	SAND CES-1054-436
		R	COCOA BROWN CES-1054-459				
		U	EMERGREEN METALLIC CES-1054-350				
SP	SPECIAL COLORS	1	SPECIAL UPHOLSTERY	SP	SPECIAL COLORS	18254424 THRU 18255058	

NOTE: WHEN ORDERING PAINT SPECIFY CES-1054 DASH NUMBER. EXAMPLE: CES-1054-439

*On all over painted airplanes, base color will be vinyl. All other colors will be lacquer.

CODE CHART							Serial Listing
PAINT & UPHOLSTERY COMBINATIONS							
Model 182 & Skylane							
YEAR	EXTERIOR PAINT		UPHOLSTERY		INTERIOR TRIM		
CODE	CODE	COLOR	CODE	COLOR	CODE	COLOR	
1 9 6 4	4	A	EMERALD GREEN MET CES-1054-350	11	CHOCOLATE TAN	P	BLACK SEMI-GLOSS CES-1054-156
		B	GOLDENROD CES-1054-448				
		C	VESTAL WHITE CES-1054-398 or -170*				
		D	MINT GREEN CES-1054-238 or -412*				
		E	CORK BROWN CES-1054-463				
		F	JONQUIL YELLOW CES-1054-402 or -416*				
		G	MUTED BEIGE CES-1054-439 or -399*	12	SHADOW BLUE	P	SAND CES-1054-435
		H	REGAL GREEN MET CES-1054-404				
		J	ITALIAN GOLD CES-1054-265				
		K	VELVET BLACK CES-1054-151				
		L	SUN GLOW RED CES-1054-493				
		M	TUXEDO BLUE CES-1054-495				
		N	COFFEE BROWN MET CES-1054-497	13	CHERRY-O-RED	P	FAWN CES-1054-419
		R	WINE METALLIC CES-1054-505				
		T	HAWAIIAN RED CES-1054-509				
		W	TWILIGHT BLUE CES-1054-511				
X	SKY BLUE CES-1054-513 or -512*						
Z	ARISTO BLUE MET CES-1054-487						
SP	SPECIAL COLORS	1	SPECIAL UPHOLSTERY	SP	SPECIAL COLORS		

NOTE: WHEN ORDERING PAINT SPECIFY CES-1054 DASH NUMBER. EXAMPLE CES-1054-350

*DENOTES VINYL PAINT
VINYL IS USED AS BASE COLOR ON OVER-ALL PAINTED AIRPLANES
ALL OTHER COLORS ARE LACQUER.

18255059
THRU
18255844

<p align="center">CODE CHART PAINT & UPHOLSTERY COMBINATIONS Model 182 & Skylane</p>							<p align="center">Serial Listing</p>
YEAR	EXTERIOR PAINT		UPHOLSTERY		INTERIOR TRIM		
CODE	CODE	COLOR	CODE	COLOR	CODE	COLOR	
<p align="center">1 9 6 5</p>	<p align="center">5</p>	A	EMERALD GREEN CES-1054-350	10	FLAME RED	U	LIGHT GRAY CES-1054-586
		B	GOLDENROD CES-1054-448				
		C	VESTAL WHITE CES-1054-398 or -170*				
		D	ICE BLUE CES-1054-564 or -546*	11	ANTIQUE GOLD	W	CHESTNUT CES-1054-587
		E	AVANTI RED CES-1054-556				
		F	YUMA YELLOW CES-1054-542				
		G	DESERT BEIGE CES-1054-545	12	PEACOCK BLUE	X	KHAKI CES-1054-588
		H	PLATINUM CES-1054-550 or 565*				
		J	SUNSHINE YELLOW CES-1054-561 or 547*	13	SHADOW TAN	Z	DARK TURQUOISE CES-1054-589
		K	VELVET BLACK CES-1054-151				
		L	SUN GLOW RED CES-1054-493				
		M	VENICA BLUE MF CES-1054-572	22	SABLE TAN	P	BLACK SEMI GLOSS CES-1054-156 CLOUD GRAY CES-1054-531
		N	AUTUMN RUSSET MET CES-1054-571				
		R	ARISTO BLUE MET CES-1054-487	23	TAWNY MIST	P	BLACK SEMI GLOSS CES-1054-156 CLOUD GRAY CES-1054-531
		S	TWILIGHT BLUE CES-1054-511				
T	HAWAIIAN RED CES-1054-509						
SP	SPECIAL COLORS	1	SPECIAL UPHOLSTERY	SP	SPECIAL COLORS		

**18255845
THRU
18256684**

NOTE: WHEN ORDERING PAINT SPECIFY CES-1054 DASH NUMBER. EXAMPLE CES-1054-350

* DENOTES VINYL PAINT.
VINYL IS USED AS BASE COLOR ON OVER-ALL PAINTED AIRPLANES.
ALL OTHER COLORS ARE LACQUER.

This page intentionally left blank.

FINISH & TRIM PLATE

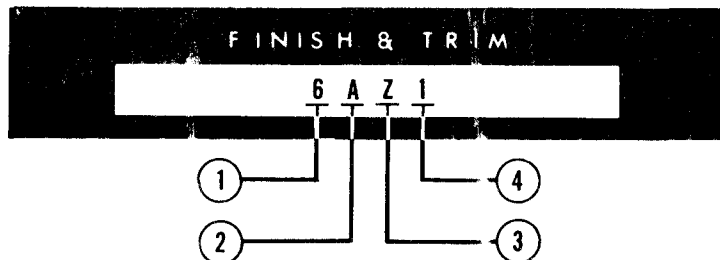
The "FINISH AND TRIM" plate is located on the left side of the airplane on the lower door jamb directly below the M.A.A. nameplate.

This plate indicates model year, interior color scheme and the exterior color combination.

Interpretation of information stamped on the Finish and Trim Plate is obtained by use of the Color Code Chart for the respective year.

Color Code Charts for yearly models appear on pages immediately following this page.

The Finish and Trim Plate is explained below. Explanatory remarks are keyed to the illustrated example.



- ① First column number indicates year.
- ② Second column letter or letters indicate interior color code of aircraft. Refer to Color Code Chart for respective year to obtain color.
- ③ Third column letter indicates optional carpet color.
- ④ Fourth column number or numbers indicate exterior trim. The basic number is found on the Color Code Chart and indicates colors and type paint used on the aircraft.

Basic exterior trim number preceded by no. 2 denotes an optional overall paint scheme. Base paint is vinyl.

Basic exterior trim number preceded by no. 3 denotes paint scheme reversal for arctic usage. All paint on these airplanes is acrylic.

Interpretation of the example Finish and Trim Code 6-A-Z-1 that is obtained from 1966 Color Code Chart is:

6 = 1966 model year
 A = Coral Interior Scheme
 Z = Black carpet (optional)
 1 = Vestal white & goldenrod exterior.

1966 & ON

SEE PAGE III FOR 1962 THRU 1965

MODEL 182			PAINT CODE CHART				MODEL 182				
YEAR	INTERIOR COLOR		INTERIOR PAINT				SERIAL LISTING	EXTERIOR PAINT			
	CODE	COLOR	INTERIOR COLOR CODE					CODE	COLOR COMBINATIONS		
			A	B	C	D					
1966	A	CORAL	BLACK (SEMI-GLOSS) CES-1054-156	BLACK (SEMI-GLOSS) CES-1054-156	BLACK (SEMI-GLOSS) CES-1054-156	BLACK (SEMI-GLOSS) CES-1054-156	18256685 THRU 18257625 A182-0001 THRU A182-0056	1	VESTAL WHITE CES-1054-398 or -170	GOLDENBOD CES-1054-448	
			2	VESTAL WHITE CES-1054-398 or -170	SAN REMO TURQUOISE CES-1054-471						
			3	VESTAL WHITE CES-1054-398 or -170	RACING GREEN CES-1054-492						
			4	VESTAL WHITE CES-1054-398 or -170	VALOR RED CES-1054-409						
			5	VESTAL WHITE CES-1054-398 or -170	VELVET BLACK CES-1054-451						
			6	VESTAL WHITE CES-1054-398 or -170	MIDNIGHT TURQUOISE METALLIC CES-1054-697						
	B	GOLD	DULL BLACK (LACQUER) CES-1054-193	DULL BLACK (LACQUER) CES-1054-193	DULL BLACK (LACQUER) CES-1054-193	DULL BLACK (LACQUER) CES-1054-193		7	VESTAL WHITE CES-1054-398 or -170	HAWAIIAN RED CES-1054-509	
			8	VESTAL WHITE CES-1054-398 or -170	AUTUMN Russet METALLIC CES-1054-571						
			40	VESTAL WHITE CES-1054-398 or -170	VELVET BLACK CES-1054-451	SAN REMO TURQUOISE CES-1054-471					
			41	VESTAL WHITE CES-1054-398 or -170	VELVET BLACK CES-1054-451	PINEHURST GREEN CES-1054-757					
			42	VESTAL WHITE CES-1054-398 or -170	BERKSHIRE BROWN CES-1054-660	GOLDENBOD CES-1054-448					
			43	VESTAL WHITE CES-1054-398 or -170	BERKSHIRE BROWN CES-1054-660	VALOR RED CES-1054-409					
C	BLUE	DULL BLACK (EPOXY) CES-1054-482	DULL BLACK (EPOXY) CES-1054-482	DULL BLACK (EPOXY) CES-1054-482	DULL BLACK (EPOXY) CES-1054-482	44	VESTAL WHITE CES-1054-398 or -170	ASPEN YELLOW CES-1054-669	VELVET BLACK CES-1054-451		
		45	VESTAL WHITE CES-1054-398 or -170	GOLDENBOD CES-1054-448	BERKSHIRE BROWN CES-1054-660						
		46	VESTAL WHITE CES-1054-398 or -170	SAN REMO TURQUOISE CES-1054-471	VELVET BLACK CES-1054-451						
		47	VESTAL WHITE CES-1054-398 or -170	MIDNIGHT TURQUOISE METALLIC CES-1054-697	VALOR RED CES-1054-409						
		48	VESTAL WHITE CES-1054-398 or -170	MIDNIGHT TURQUOISE METALLIC CES-1054-697	ASPEN YELLOW CES-1054-669						
		49	VESTAL WHITE CES-1054-398 or -170	VALOR RED CES-1054-409	VELVET BLACK CES-1054-451						
D	BRONZE	CORAL (LACQUER) CES-1054-661	GOLD (LACQUER) CES-1054-663	BLUE (LACQUER) CES-1054-672	BRONZE (LACQUER) CES-1054-719	50	VESTAL WHITE CES-1054-398 or -170	HAWAIIAN RED CES-1054-509	VELVET BLACK CES-1054-451		
		51	VESTAL WHITE CES-1054-398 or -170	PINEHURST GREEN CES-1054-757	RACING GREEN CES-1054-492						
		52	VESTAL WHITE CES-1054-398 or -170	VELVET BLACK CES-1054-451	VALOR RED CES-1054-409						
		53	VESTAL WHITE CES-1054-398 or -170	SIERRA BEIGE CES-1054-680	VELVET BLACK CES-1054-451						
		54	VESTAL WHITE CES-1054-398 or -170	AUTUMN Russet METALLIC CES-1054-571	VELVET BLACK CES-1054-451						
		55	VESTAL WHITE CES-1054-398 or -170	CHESTNUT METALLIC CES-1054-556	SIERRA BEIGE CES-1054-680						
Z	OPTIONAL CARPET (BLACK)	CORAL (VINYL) CES-1054-746	GOLD (VINYL) CES-1054-748	BLUE (VINYL) CES-1054-747	BRONZE (VINYL) CES-1054-751	56	VESTAL WHITE CES-1054-398 or -170	EMERALD GREEN METALLIC CES-1054-350	VELVET BLACK CES-1054-451		

NOTE: WHEN ORDERING PAINT SPECIFY CES-1054 DASH NUMBER. EXAMPLE CES-1054-439
*On all over painted airplanes, base color will be vinyl. All other colors will be lacquer.

MODEL 182			PAINT CODE CHART				MODEL 182				
YEAR	INTERIOR COLOR		INTERIOR PAINT				SERIAL LISTING	EXTERIOR PAINT			
	CODE	COLOR	AF	AV	BF	BV		CODE	COLOR COMBINATIONS		
1 9 7 6 7	AF	Bronze Fabric	BLACK SEMI-GLOSS (LACQUER) CES1054-156	BLACK SEMI-GLOSS (LACQUER) CES1054-156	BLACK SEMI-GLOSS (LACQUER) CES1054-156	BLACK SEMI-GLOSS (LACQUER) CES1054-156	1	VESTAL WHITE	GOLDENROD		
			201	CES-1054-170 VINYL	CES-1054-848 LACQUER						
			301	CES-1054-802 ACRYLIC	CES-1054-803 ACRYLIC	VALOR RED					
			302	VESTAL WHITE							
	AV	Bronze Vinyl	DULL BLACK (LACQUER) CES1054-193	DULL BLACK (LACQUER) CES1054-193	DULL BLACK (LACQUER) CES1054-193	DULL BLACK (LACQUER) CES1054-193	2	CES-1054-398 LACQUER	CES-1054-409 LACQUER		
			202	CES-1054-170 VINYL	CES-1054-409 LACQUER						
			302	CES-1054-802 ACRYLIC	CES-1054-806 ACRYLIC						
			3	VESTAL WHITE	IMPERIAL BURQUONDY METALLIC						
	BF	Blue Fabric	DULL BLACK (EPOXY) CES1054-482	DULL BLACK (EPOXY) CES1054-482	DULL BLACK (EPOXY) CES1054-482	DULL BLACK (EPOXY) CES1054-482	283	CES-1054-398 LACQUER	CES-1054-847 LACQUER		
			283	CES-1054-170 VINYL	CES-1054-847 LACQUER						
			303	CES-1054-802 ACRYLIC	CES-1054-767 ACRYLIC						
			4	VESTAL WHITE	VELVET BLACK						
BV	Blue Vinyl	LIGHT GRAY (LACQUER) CES1054-531	LIGHT GRAY (LACQUER) CES1054-531	LIGHT GRAY (LACQUER) CES1054-531	LIGHT GRAY (LACQUER) CES1054-531	284	CES-1054-398 LACQUER	CES-1054-151 LACQUER			
		284	CES-1054-170 VINYL	CES-1054-151 LACQUER							
		304	CES-1054-802 ACRYLIC	CES-1054-807 ACRYLIC							
		5	VESTAL WHITE	BELFAST BROWN							
CF	Avocado Fabric	BRONZE (LACQUER) CES1054-719 (VINYL) CES1054-751	BRONZE (LACQUER) CES1054-719 (VINYL) CES1054-751	BLUE (LACQUER) CES1054-798 (VINYL) CES1054-799	BLUE (LACQUER) CES1054-798 (VINYL) CES1054-799	285	CES-1054-398 LACQUER	CES-1054-848 LACQUER			
		285	CES-1054-170 VINYL	CES-1054-848 LACQUER							
		305	CES-1054-802 ACRYLIC	CES-1054-774 ACRYLIC							
		6	VESTAL WHITE	EMPIRE BLUE							
CV	Avocado Vinyl	DULL BLACK (LACQUER) CES1054-193	DULL BLACK (LACQUER) CES1054-193	DULL BLACK (LACQUER) CES1054-193	DULL BLACK (LACQUER) CES1054-193	286	CES-1054-398 LACQUER	CES-1054-804 LACQUER			
		286	CES-1054-170 VINYL	CES-1054-804 LACQUER							
		306	CES-1054-802 ACRYLIC	CES-1054-832 ACRYLIC							
		7	VESTAL WHITE	VENICE BLUE METALLIC							
DF	Red Fabric	LIGHT GRAY (LACQUER) CES1054-531	LIGHT GRAY (LACQUER) CES1054-531	LIGHT GRAY (LACQUER) CES1054-531	LIGHT GRAY (LACQUER) CES1054-531	287	CES-1054-398 LACQUER	CES-1054-372 LACQUER			
		287	CES-1054-170 VINYL	CES-1054-372 LACQUER							
		307	CES-1054-802 ACRYLIC	CES-1054-833 ACRYLIC							
		8	VESTAL WHITE	RACING GREEN							
DV	Red Vinyl	AVOCADO (LACQUER) CES1054-796 (VINYL) CES1054-797	AVOCADO (LACQUER) CES1054-796 (VINYL) CES1054-797	RED (LACQUER) CES1054-718 (VINYL) CES1054-750	RED (LACQUER) CES1054-718 (VINYL) CES1054-750	288	CES-1054-398 LACQUER	CES-1054-892 LACQUER			
		288	CES-1054-170 VINYL	CES-1054-892 LACQUER							
		308	CES-1054-802 ACRYLIC	CES-1054-805 ACRYLIC							
		96	VESTAL WHITE	RACING GREEN							

NOTE: WHEN ORDERING PAINT SPECIFY CES1054 DASH NUMBER. EXAMPLE: CES1054-156

NOTE: BEGINNING WITH SERIAL 18257941 & ON, ACRYLIC PAINT WAS USED ON THE EXTERIOR PAINT CODE NUMBERS 1 THRU 86 AND 201 THRU 208. TO ORDER PAINT FOR THESE AIRPLANES USE THE EQUIVALENT 300 SERIES EXTERIOR PAINT CODE NUMBER FOR THE DESIRED COLOR AS CALLED OUT ON THIS PAINT CHART.

MODEL 182			PAINT CODE CHART				MODEL 182				
YEAR	INTERIOR COLOR		INTERIOR PAINT				SERIAL LISTING	EXTERIOR PAINT			
	CODE	CODE	BF	INTERIOR COLOR CODE		CV		CODE	COLOR COMBINATIONS		
1 9 8 6 8	BF	Blue Fabric	BLACK SEMI-GLOSS (LACQUER) CES1054-156	BLACK SEMI-GLOSS (LACQUER) CES1054-156	BLACK SEMI-GLOSS (LACQUER) CES1054-156	BLACK SEMI-GLOSS (LACQUER) CES1054-156	18258506 THRU 18259305 A182-0097 THRU A182-0116	10 210 310	VESTAL WHITE CES1054-802	TROPICAL ORANGE CES1054-774	
			DULL BLACK (LACQUER) CES1054-193	DULL BLACK (LACQUER) CES1054-193	DULL BLACK (LACQUER) CES1054-193	DULL BLACK (LACQUER) CES1054-193		11 211 311	VESTAL WHITE CES1054-802	VALOR RED CES1054-806	
			DULL BLACK (EPOXY) CES1054-482	DULL BLACK (EPOXY) CES1054-482	DULL BLACK (EPOXY) CES1054-482	DULL BLACK (EPOXY) CES1054-482		12 212 312	VESTAL WHITE CES1054-802	CRANBERRY RED CES1054-875	
			LIGHT GRAY (LACQUER) CES1054-531	LIGHT GRAY (LACQUER) CES1054-531	LIGHT GRAY (LACQUER) CES1054-531	LIGHT GRAY (LACQUER) CES1054-531		13 213 313	VESTAL WHITE CES1054-802	EMPRESS BLUE CES1054-832	
	BV	Blue Vinyl	BLUE (LACQUER) CES1054-798 (VINYL) CES1054-799	BLUE (LACQUER) CES1054-798 (VINYL) CES1054-799	AVOCADO (LACQUER) CES1054-796 (VINYL) CES1054-797	AVOCADO (LACQUER) CES1054-796 (VINYL) CES1054-797		14 214 314	VESTAL WHITE CES1054-802	VENICE BLUE MET. CES1054-833	
			15 215 315	VESTAL WHITE CES1054-802	VELVET BLACK CES1054-807						
			16 216 316	VESTAL WHITE CES1054-802	RACING GREEN CES1054-805						
			17 217 317	VESTAL WHITE CES1054-802	GOLDENROD CES1054-803						
	CF	Avocado Fabric	DF	DV	GF	GV		30 330	VESTAL WHITE CES1054-802	ITALIAN GOLD CES1054-834	ASCOT YELLOW CES1054-870
			31 331	VESTAL WHITE CES1054-802	BELFAST BROWN CES1054-773	ASCOT YELLOW CES1054-870					
			32 332	VESTAL WHITE CES1054-802	TROPICAL ORANGE CES1054-774	ASCOT YELLOW CES1054-870					
			33 333	VESTAL WHITE CES1054-802	BELFAST BROWN CES1054-773	TROPICAL ORANGE CES1054-774					
	CV	Avocado Vinyl	34 334	VESTAL WHITE CES1054-802	CRANBERRY RED CES1054-875	VALOR RED CES1054-806					
			35 335	VESTAL WHITE CES1054-802	VELVET BLACK CES1054-807	CRANBERRY RED CES1054-875					
			36 336	VESTAL WHITE CES1054-802	VELVET BLACK CES1054-807	VALOR RED CES1054-806					
			37 337	VESTAL WHITE CES1054-802	IMP. BURGUNDY MET. CES1054-767	CRANBERRY RED CES1054-875					
	DF	Red Fabric	38 338	VESTAL WHITE CES1054-802	VENICE BLUE MET. CES1054-833	EMPRESS BLUE CES1054-832					
			39 339	VESTAL WHITE CES1054-802	VELVET BLACK CES1054-807	EMPRESS BLUE CES1054-832					
			40 340	VESTAL WHITE CES1054-802	GLENWOOD GREEN MET. CES1054-768	PINEHURST GREEN CES1054-836					
			41 341	VESTAL WHITE CES1054-802	RACING GREEN CES1054-805	PINEHURST GREEN CES1054-836					
DV	Red Vinyl	42 342	VESTAL WHITE CES1054-802	VELVET BLACK CES1054-807	CHESNUT MET. CES1054-845						
		43 343	VESTAL WHITE CES1054-802	BELFAST BROWN CES1054-773	ITALIAN GOLD CES1054-834						
		44 344	VESTAL WHITE CES1054-802	BELFAST BROWN CES1054-773	CHESNUT MET. CES1054-845						
		NOTE: ALL EXTERIOR COLORS SHOWN ARE ACRYLIC									
GF	Tan Fabric	RED (LACQUER) CES1054-718 (VINYL) CES1054-750	RED (LACQUER) CES1054-718 (VINYL) CES1054-750	TAN (LACQUER) CES1054-717 (VINYL) CES1054-749	TAN (LACQUER) CES1054-717 (VINYL) CES1054-749						
GV	Tan Vinyl										

NOTE: WHEN ORDERING PAINT SPECIFY CES1054 DASH NUMBER. EXAMPLE: CES1054-156

MODEL 182			PAINT CODE CHART				MODEL 182				
YEAR	INTERIOR COLOR		INTERIOR PAINT				SERIAL LISTING	EXTERIOR PAINT			
	CODE	COLOR	BF	INTERIOR COLOR CODE BV	DF	DV		CODE	COLOR COMBINATIONS		
1 9 6 9	BF	Blue Fabric	BLACK SEMI-GLOSS (LACQUER) CES1054-156	BLACK SEMI-GLOSS (LACQUER) CES1054-156	BLACK SEMI-GLOSS (LACQUER) CES1054-156	BLACK SEMI-GLOSS (LACQUER) CES1054-156	18259306 THRU 18260055	909 VESTAL WHITE CES1054-802	VALOR RED CES1054-806	IMP. BURGUNDY MET. CES1054-767	
			2909	910 VESTAL WHITE CES1054-802	GLACIER BLUE MET. CES1054-915	CATALINA BLUE MET. CES1054-914					
			3909	911 VESTAL WHITE CES1054-802	BAROQUE GOLD MET. CES1054-913	GOLDENROD CES1054-803					
			2911	912 VESTAL WHITE CES1054-802	GOLDENROD CES1054-803	BELFAST BROWN CES1054-773					
	BV	Blue Vinyl	DULL BLACK (LACQUER) CES1054-193	DULL BLACK (LACQUER) CES1054-193	DULL BLACK (LACQUER) CES1054-193	DULL BLACK (LACQUER) CES1054-193		2912	913 VESTAL WHITE CES1054-802	EMERALD GREEN MET. CES1054-846	VELVET BLACK CES1054-807
			3912	914 VESTAL WHITE CES1054-802	KINGSTON GREEN CES1054-919	VELVET BLACK CES1054-807					
			DULL BLACK (EPOXY) CES1054-482	DULL BLACK (EPOXY) CES1054-482	DULL BLACK (EPOXY) CES1054-482	DULL BLACK (EPOXY) CES1054-482		2913	964 VESTAL WHITE CES1054-802	VALOR RED CES1054-806	IMP. BURGUNDY MET. CES1054-767
			3913	965 TANGIER BEIGE CES1054-916	VALOR RED CES1054-806	IMP. BURGUNDY MET. CES1054-767					
	DF	Red Fabric	LIGHT GRAY (LACQUER) CES1054-531	LIGHT GRAY (LACQUER) CES1054-531	LIGHT GRAY (LACQUER) CES1054-531	LIGHT GRAY (LACQUER) CES1054-531		966	966 VESTAL WHITE CES1054-802	GLACIER BLUE MET. CES1054-915	CATALINA BLUE MET. CES1054-914
			3964	967 POLARIS BLUE CES1054-917	GLACIER BLUE MET. CES1054-915	CATALINA BLUE MET. CES1054-914					
			BLUE (LACQUER) CES1054-906 (VINYL) CES1054-907	BLUE (LACQUER) CES1054-906 (VINYL) CES1054-907	RED (LACQUER) CES1054-904 (VINYL) CES1054-905	RED (LACQUER) CES1054-904 (VINYL) CES1054-905		968	968 VESTAL WHITE CES1054-802	BAROQUE GOLD MET. CES1054-913	GOLDENROD CES1054-803
			3968	969 SUN YELLOW CES1054-918	BAROQUE GOLD MET. CES1054-913	GOLDENROD CES1054-803					
	DV	Red Vinyl						970	970 VESTAL WHITE CES1054-802	GOLDENROD CES1054-803	BELFAST BROWN CES1054-773
			3967	971 SUN YELLOW CES1054-924	GOLDENROD CES1054-803	BELFAST BROWN CES1054-773					
			GF	GV	HF	HV		972	972 VESTAL WHITE CES1054-802	EMERALD GREEN MET. CES1054-846	VELVET BLACK CES1054-807
			3972	973 VESTAL WHITE CES1054-802	KINGSTON GREEN MET. CES1054-919	VELVET BLACK CES1054-807					
GF	Tan Fabric	BLACK SEMI-GLOSS (LACQUER) CES1054-156	BLACK SEMI-GLOSS (LACQUER) CES1054-156	BLACK SEMI-GLOSS (LACQUER) CES1054-156	BLACK SEMI-GLOSS (LACQUER) CES1054-156	NOTE: ALL EXTERIOR COLORS SHOWN ARE ACRYLIC					
		DULL BLACK (LACQUER) CES1054-193	DULL BLACK (LACQUER) CES1054-193	DULL BLACK (LACQUER) CES1054-193	DULL BLACK (LACQUER) CES1054-193						
		DULL BLACK (EPOXY) CES1054-482	DULL BLACK (EPOXY) CES1054-482	DULL BLACK (EPOXY) CES1054-482	DULL BLACK (EPOXY) CES1054-482						
		LIGHT GRAY (LACQUER) CES1054-531	LIGHT GRAY (LACQUER) CES1054-531	LIGHT GRAY (LACQUER) CES1054-531	LIGHT GRAY (LACQUER) CES1054-531						
GV	Tan Vinyl	TAN (LACQUER) CES1054-717 (VINYL) CES1054-749	TAN (LACQUER) CES1054-717 (VINYL) CES1054-749	GOLD (LACQUER) CES1054-908 (VINYL) CES1054-909	GOLD (LACQUER) CES1054-908 (VINYL) CES1054-909						
		HF	HV								

NOTE: WHEN ORDERING PAINT SPECIFY CES1054 DASH NUMBER. EXAMPLE: CES1054-156

MODEL 182		PAINT CODE CHART						MODEL 182								
YEAR	INTERIOR COLOR			INTERIOR PAINT				SERIAL LISTING	EXTERIOR PAINT							
	CODE	CODE	COLOR	INTERIOR COLOR CODE					CODE	COLOR COMBINATIONS						
				AF	AV	BF	BV			AF	AV	BF				
1 9 7 0	AF	Clove Brown Fabric		BLACK SEMI-GLOSS (LACQUER) CES1054-156	BLACK SEMI-GLOSS (LACQUER) CES1054-156	BLACK SEMI-GLOSS (LACQUER) CES1054-156	BLACK SEMI-GLOSS (LACQUER) CES1054-156	18260056 THRU 18260445 A182-0117 THRU A182-0136	701 2701 *4701	VESTAL WHITE CES1054-802 (ACRYLIC)	PROVINCIAL RED MET CES1054-963 (ACRYLIC)					
							702 2702 *4702		VESTAL WHITE CES1054-802 (ACRYLIC)	BLACK CHERRY MET CES1054-964 (ACRYLIC)						
							703 2703 *4703		VESTAL WHITE CES1054-802 (ACRYLIC)	VALOR RED CES1054-806 (ACRYLIC)						
							704 2704 *4704		VESTAL WHITE CES1054-802 (ACRYLIC)	ITALIAN GOLD CES1054-834 (ACRYLIC)						
		AV	Clove Brown Vinyl		DULL BLACK (LACQUER) CES1054-193	DULL BLACK (LACQUER) CES1054-193	DULL BLACK (LACQUER) CES1054-193		DULL BLACK (LACQUER) CES1054-193	705 2705 *4705	VESTAL WHITE CES1054-802 (ACRYLIC)	OLIVE CES1054-944 (ACRYLIC)				
										706 2706 *4706	VESTAL WHITE CES1054-802 (ACRYLIC)	GLENWOOD GREEN MET CES1054-768 (ACRYLIC)				
											707 2707 *4707	VESTAL WHITE CES1054-802 (ACRYLIC)	BLUE WING MET CES1054-968 (ACRYLIC)			
											708 2708 *4708	VESTAL WHITE CES1054-802 (ACRYLIC)	VENICE BLUE MET CES1054-833 (ACRYLIC)			
		BF	Silver Teal Fabric		CLOUD GRAY (LACQUER) CES1054-531	CLOUD GRAY (LACQUER) CES1054-531	CLOUD GRAY (LACQUER) CES1054-531		CLOUD GRAY (LACQUER) CES1054-531	709 2709 *4709	VESTAL WHITE CES1054-802 (ACRYLIC)	VELVET BLACK CES1054-807 (ACRYLIC)				
											710 2710 *4710	VESTAL WHITE CES1054-802 (ACRYLIC)	TIGER YELLOW CES1054-968 (ACRYLIC)			
											740 *4740	VESTAL WHITE CES1054-802 (ACRYLIC)	PROVINCIAL RED MET CES1054-963 (ACRYLIC)	VALOR RED CES1054-806 (ACRYLIC)		
											741 *4741	VESTAL WHITE CES1054-802 (ACRYLIC)	PROVINCIAL RED MET CES1054-963 (ACRYLIC)	BLACK CHERRY MET CES1054-964 (ACRYLIC)		
	BV	Silver Teal Vinyl		BROWN (LACQUER) CES1054-970	BROWN (LACQUER) CES1054-970	BLUE (LACQUER) CES1054-972	BLUE (LACQUER) CES1054-972	742 *4742	VESTAL WHITE CES1054-802 (ACRYLIC)	BLACK CHERRY MET CES1054-964 (ACRYLIC)	SILVER MIST MET CES1054-969 (ACRYLIC)					
									744 *4744	VESTAL WHITE CES1054-802 (ACRYLIC)	ITALIAN GOLD CES1054-834 (ACRYLIC)	BUTTERSCOTCH CES1054-930 (ACRYLIC)				
									749 *4749	VESTAL WHITE CES1054-802 (ACRYLIC)	GLENWOOD GREEN MET CES1054-768 (ACRYLIC)	BLUE WING MET CES1054-968 (ACRYLIC)				
									751 *4751	VESTAL WHITE CES1054-802 (ACRYLIC)	GOLDFIN MET CES1054-965 (ACRYLIC)	ITALIAN GOLD CES1054-834 (ACRYLIC)				
	MF	Merigold Fabric		BLACK SEMI-GLOSS (LACQUER) CES1054-156	BLACK SEMI-GLOSS (LACQUER) CES1054-156	BLACK SEMI-GLOSS (LACQUER) CES1054-156	BLACK SEMI-GLOSS (LACQUER) CES1054-156	753 *4753	VESTAL WHITE CES1054-802 (ACRYLIC)	OLIVE CES1054-944 (ACRYLIC)	GOLDFIN MET CES1054-965 (ACRYLIC)					
									772 *4772	VESTAL WHITE CES1054-802 (ACRYLIC)	BLUE WING MET CES1054-968 (ACRYLIC)	VENICE BLUE MET CES1054-833 (ACRYLIC)				
									774 *4774	VESTAL WHITE CES1054-802 (ACRYLIC)	VENICE BLUE MET CES1054-833 (ACRYLIC)	SILVER MIST MET CES1054-969 (ACRYLIC)				
									778 *4778	VESTAL WHITE CES1054-802 (ACRYLIC)	GOLDFIN MET CES1054-965 (ACRYLIC)	VALOR RED CES1054-806 (ACRYLIC)				
	MV	Merigold Vinyl		DULL BLACK (LACQUER) CES1054-193	DULL BLACK (LACQUER) CES1054-193	DULL BLACK (LACQUER) CES1054-193	DULL BLACK (LACQUER) CES1054-193									
	CF	Light Olive Fabric		CLOUD GRAY (LACQUER) CES1054-531	CLOUD GRAY (LACQUER) CES1054-531	CLOUD GRAY (LACQUER) CES1054-531	CLOUD GRAY (LACQUER) CES1054-531									
	CV	Light Olive Vinyl		MARIGOLD (LACQUER) CES1054-973	MARIGOLD (LACQUER) CES1054-973	OLIVE (LACQUER) CES1054-971	OLIVE (LACQUER) CES1054-971									

NOTE: WHEN ORDERING PAINT SPECIFY CES1054 DASH NUMBER. EXAMPLE: CES1054-156


NOTE *: 4000 SERIES NUMBERS. USE CFS1054-967 LUSTER WHITE IN PLACE OF CES1054-802 VESTAL WHITE.

MODEL 182		PAINT CODE CHART				MODEL 182						
YEAR	INTERIOR COLOR		INTERIOR PAINT				SERIAL LISTING	EXTERIOR PAINT				
	CODE	COLOR	INTERIOR COLOR CODE					CODE	COLOR COMBINATIONS			
			AF & AV	BF & BV	CF & CV	DF & DV						
1971	AF	CLOVE BROWN FABRIC	BLACK SEMI-GLOSS CES1054-156 (LACQUER)	BLACK SEMI-GLOSS CES1054-156 (LACQUER)	BLACK SEMI-GLOSS CES1054-156 (LACQUER)	BLACK SEMI-GLOSS CES1054-156 (LACQUER)	18260446 THRU 18260825	V101	VESTAL WHITE CES1054-802	VALOR RED CES1054-806		
	BF	HOLIDAY BLUE FABRIC	CLOUD GRAY CES1054-531 (LACQUER)	CLOUD GRAY CES1054-531 (LACQUER)	CLOUD GRAY CES1054-531 (LACQUER)	CLOUD GRAY CES1054-531 (LACQUER)		V102	VESTAL WHITE CES1054-802	DUBONNET CES1054-A18		
	CF	PICNIC GREEN FABRIC	DULL BLACK CES1054-193 (LACQUER)	DULL BLACK CES1054-193 (LACQUER)	DULL BLACK CES1054-193 (LACQUER)	DULL BLACK CES1054-193 (LACQUER)		V103	VESTAL WHITE CES1054-802	GOLDEN ROD CES1054-803		
	DF	FIESTA RED FABRIC	CLOVE BROWN CES1054-970 (LACQUER)	HOLIDAY BLUE CES1054-A25 (LACQUER)	PICNIC GREEN CES1054-A31 (LACQUER)	FIESTA RED CES1054-A28 (LACQUER)		V104	VESTAL WHITE CES1054-802	COLONIAL BLUE MET. CES1054-A21		
	EL	CLOUD GRAY LEATHER	CLOUD GRAY CES1054-533 (VINYL)	CLOUD GRAY CES1054-533 (VINYL)	CLOUD GRAY CES1054-533 (VINYL)	CLOUD GRAY CES1054-533 (VINYL)		V105	VESTAL WHITE CES1054-802	OLIVE CES1054-944		
	FL	EBONY LEATHER	INTERIOR PAINT						V106	VESTAL WHITE CES1054-802	VELVET BLACK CES1054-807	
	DL	FIESTA RED LEATHER	INTERIOR COLOR CODE						V171V	VESTAL WHITE CES1054-802	BUTTERSCOTCH CES1054-990	ITALIAN GOLD CES1054-834
	HL	PALOMINO TAN LEATHER	HL	EL	FL	DL		V172V	VESTAL WHITE CES1054-802	BLUE WING MET. CES1054-968	VENICE BLUE MET. CES1054-833	
	AV	CLOVE BROWN VINYL	BLACK SEMI-GLOSS CES1054-156 (LACQUER)	BLACK SEMI-GLOSS CES1054-156 (LACQUER)	BLACK SEMI-GLOSS CES1054-156 (LACQUER)	BLACK SEMI-GLOSS CES1054-156 (LACQUER)		V173V	VESTAL WHITE CES1054-802	VALOR RED CES1054-806	VELVET BLACK CES1054-807	
	BV	HOLIDAY BLUE VINYL	CLOUD GRAY CES1054-531 (LACQUER)	CLOUD GRAY CES1054-531 (LACQUER)	CLOUD GRAY CES1054-531 (LACQUER)	CLOUD GRAY CES1054-531 (LACQUER)		V174V	VESTAL WHITE CES1054-802	FLEET BLUE CES1054-A20	COLONIAL BLUE MET. CES1054-A21	
	CV	PICNIC GREEN VINYL	DULL BLACK CES1054-193 (LACQUER)	DULL BLACK CES1054-193 (LACQUER)	DULL BLACK CES1054-193 (LACQUER)	DULL BLACK CES1054-193 (LACQUER)		V175V	VESTAL WHITE CES1054-802	DUBONNET CES1054-A18	GOLD FIN MET. CES1054-865	
	DV	FIESTA RED VINYL	CLOUD GRAY CES1054-533 (VINYL)	CLOUD GRAY CES1054-533 (VINYL)	CLOUD GRAY CES1054-533 (VINYL)	CLOUD GRAY CES1054-533 (VINYL)		V176V	VESTAL WHITE CES1054-802	SILVER MBT MET. CES1054-989	OLIVE CES1054-944	
	B	OPTIONAL BLACK CARPET				CLOUD GRAY CES1054-533 (VINYL)		V177V	VESTAL WHITE CES1054-802	GOLDEN ROD CES1054-803	SEAL BROWN MET. CES1054-A17	
								V178V	VESTAL WHITE CES1054-802	CAVALIER GREEN MET. CES1054-A22	SEAL BROWN MET. CES1054-A17	

NOTE: WHEN ORDERING PAINT SPECIFY CES-1054 DASH NUMBER. EXAMPLE: CES1054-802

MODEL 182		PAINT CODE CHART				MODEL 182						
YEAR	INTERIOR COLOR		INTERIOR PAINT				SERIAL LISTING	EXTERIOR PAINT				
	CODE	COLOR	INTERIOR COLOR CODE					CODE	COLOR COMBINATIONS			
			AF & AV	BF & BV	CF & CV	DF & DV						
1 9 7 3	3	AF	JAVA GOLD FABRIC	BLACK SEMI-GLOSS CES1054-156 (LACQUER)	BLACK SEMI-GLOSS CES1054-156 (LACQUER)	BLACK SEMI-GLOSS CES1054-156 (LACQUER)	BLACK SEMI-GLOSS CES1054-156 (LACQUER)	18261426 & ON	301	VESTAL WHITE	CRANBERRY	
									301A	CES1054-802 (Acrylic)	CES1054-875 (Acrylic)	
		BF	PEACOCK BLUE FABRIC	CLOUD GRAY CES1054-531 (LACQUER)	CLOUD GRAY CES1054-531 (LACQUER)	CLOUD GRAY CES1054-531 (LACQUER)	CLOUD GRAY CES1054-531 (LACQUER)		302	VESTAL WHITE	FLAG RED	
									302A	CES1054-802 (Acrylic)	CES1054-A93 (Acrylic)	
		CF	GOLDEN OLIVE FABRIC	DULL BLACK CES1054-193 (LACQUER)	DULL BLACK CES1054-193 (LACQUER)	DULL BLACK CES1054-193 (LACQUER)	DULL BLACK CES1054-193 (LACQUER)		303	VESTAL WHITE	TROPICAL ORANGE	
									303A	CES1054-802 (Acrylic)	CES1054-774 (Acrylic)	
		DF	POPPY RED FABRIC	CLOVE BROWN CES1054-870 (LACQUER)	PEACOCK BLUE CES1054-A81 (LACQUER)	GOLDEN OLIVE CES1054-A89 (LACQUER)	POPPY RED CES1054-A85 (LACQUER)		304	VESTAL WHITE	CONTRALTO BLUE	
									304A	CES1054-802 (Acrylic)	CES1054-A83 (Acrylic)	
		EL	CLOUD GRAY LEATHER	CLOUD GRAY CES1054-533 (VINYL)	CLOUD GRAY CES1054-533 (VINYL)	CLOUD GRAY CES1054-533 (VINYL)	CLOUD GRAY CES1054-533 (VINYL)		305	VESTAL WHITE	EMPRESS BLUE	
									305A	CES1054-802 (Acrylic)	CES1054-832 (Acrylic)	
		FL	EBONY LEATHER	CLOUD GRAY CES1054-533 (VINYL)	CLOUD GRAY CES1054-533 (VINYL)	CLOUD GRAY CES1054-533 (VINYL)	CLOUD GRAY CES1054-533 (VINYL)		306	VESTAL WHITE	GRANADA GREEN	
									306A	CES1054-802 (Acrylic)	CES1054-A97 (Acrylic)	
		INTERIOR PAINT					325	VESTAL WHITE	SHOAL TURQUOISE	VERMILLION		
		INTERIOR COLOR CODE								CES1054-A94 (Acrylic)		
		HL	EL	FL		329	VESTAL WHITE	CONTRALTO BLUE	SERENA BLUE			
							CES1054-802 (Acrylic)	CES1054-A63 (Acrylic)	CES1054-A96 (Acrylic)			
		AV	BLACK SEMI-GLOSS CES1054-156 (LACQUER)	BLACK SEMI-GLOSS CES1054-156 (LACQUER)	BLACK SEMI-GLOSS CES1054-156 (LACQUER)		330	VESTAL WHITE	CRANBERRY	FLAG RED		
							CES1054-802 (Acrylic)	CES1054-875 (Acrylic)	CES1054-A83 (Acrylic)			
		BV	CLOUD GRAY CES1054-531 (LACQUER)	CLOUD GRAY CES1054-531 (LACQUER)	CLOUD GRAY CES1054-531 (LACQUER)		333	VESTAL WHITE	FLAG RED	VELVET BLACK		
							CES1054-802 (Acrylic)	CES1054-A83 (Acrylic)	CES1054-807 (Acrylic)			
		CV	DULL BLACK CES1054-193 (LACQUER)	DULL BLACK CES1054-193 (LACQUER)	DULL BLACK CES1054-193 (LACQUER)		334	VESTAL WHITE	GRANADA GREEN	VERMILLION		
							CES1054-802 (Acrylic)	CES1054-A97 (Acrylic)	CES1054-A94 (Acrylic)			
		DV	CLOUD GRAY CES1054-533 (VINYL)	CLOUD GRAY CES1054-533 (VINYL)	CLOUD GRAY CES1054-533 (VINYL)		336	VESTAL WHITE	EMPRESS BLUE	VELVET BLACK		
							CES1054-802 (Acrylic)	CES1054-832 (Acrylic)	CES1054-807 (Acrylic)			
		B	OPTIONAL BLACK CARPET				339	VESTAL WHITE	GRANADA GREEN	CARNIVAL YELLOW		
							CES1054-802 (Acrylic)	CES1054-A97 (Acrylic)	CES1054-A15 (Acrylic)			
							340	VESTAL WHITE	NUTMEG	TROPICAL ORANGE		
							CES1054-802 (Acrylic)	CES1054-A95 (Acrylic)	CES1054-774 (Acrylic)			

NOTE: WHEN ORDERING PAINT SPECIFY CES-1054 DASH NUMBER. EXAMPLE: CES1054-802

UPHOLSTERY &

INTERIOR **T**RIM

UPHOLSTERED PARTS - HOW TO ORDER

1962 thru 1965 MODELS

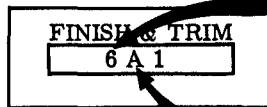
SERIAL NUMBER OF AIRCRAFT MUST BE GIVEN WITH PARTS ORDER

1966 MODEL & ON

PARTS MARKED WITH A # FOLLOWING PART NUMBER REQUIRE A SECOND DASH NUMBER FOR COLOR & MATERIAL ALSO BE SURE TO SPECIFY SERIAL NUMBER OF AIRCRAFT

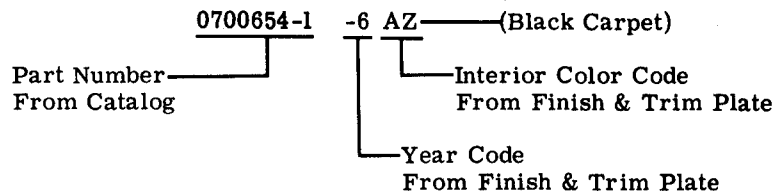
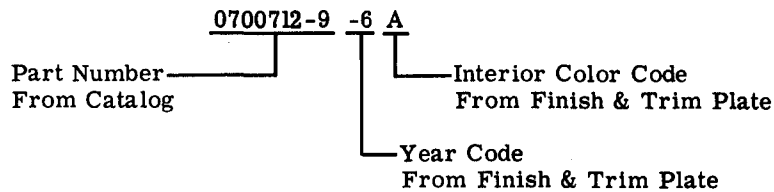
HOW TO DETERMINE 2nd DASH NUMBER

1. Find part number of desired part in catalog.
2. Refer to "FINISH & TRIM" plate, in the airplane, for your "Year Code" and "Interior Color Code."



3. Add the "Year Code" and "Interior Color Code," to the part number from catalog.

EXAMPLE OF COMPLETE NUMBER



INTERIOR PAINTED OR PLASTIC PARTS HOW TO ORDER

1962 thru 1964 MODELS

No special handling is required when ordering parts for 1962 thru 1964 aircraft. In this group, the second dash number appears, when required, as a part of the part number.

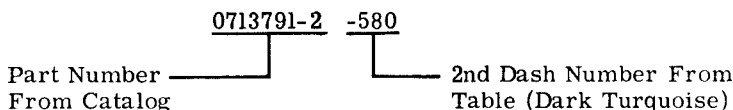
1965 MODEL

PARTS MARKED WITH A = FOLLOWING PART NUMBER REQUIRE A SECOND DASH NUMBER FOR PROPER COLOR

To obtain second dash number use table "1965 MODEL YEAR."

To use table, "1965 MODEL YEAR," first find number from catalog then find same number in table and add number of color required.

EXAMPLE OF COMPLETE NUMBER



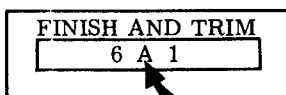
1966 MODEL & ON

PARTS MARKED WITH A = FOLLOWING PART NUMBER REQUIRE A SECOND DASH NUMBER FOR PROPER COLOR.

To obtain second dash number use of correct table, for your model year, is required.

To use table,

1. Find part number of desired part in catalog.
2. Refer to the "Finish and Trim" plate, in the airplane, for your "Interior Color Code."



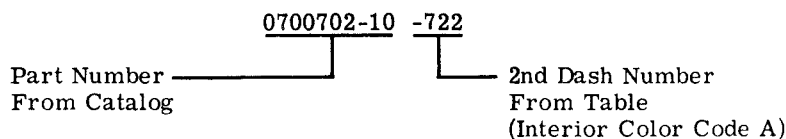
3. Locate part number from catalog in table.
4. Add dash number for color that appears under your "Interior Color Code."

INTERIOR PAINTED OR PLASTIC PARTS 1966 MODEL YEAR <small>18250705 & ON</small>		INTERIOR COLOR CODE <small>(From Finish and Trim Plate)</small>			
PART NUMBER	PART NAME	A	B	C	D
0700631-5	FRAME ASSEMBLY - SEAT BOTTOM LH	746	748	747	751
0700631-6	FRAME ASSEMBLY - SEAT BOTTOM RH	746	748	747	751
0700646-1	SEAT SKIRT	722	727	725	726
0700646-2	SEAT SKIRT	722	727	725	726
0700702-5	PANEL - BAGGAGE DOOR	722	727	725	726
0700702-6	PANEL - BAGGAGE COMPARTMENT	722	727	725	726
0700702-6	PANEL - BAGGAGE DOORPOST	722	727	725	726
0700702-10	PANEL - AFT WALL	722	727	725	726
0700702-11	PANEL - CANTED	722	727	725	726
0700702-12	MOULDING - AFT WINDOW	722	727	725	726
0700702-15	FRAME - AFT SIDE WINDOW	722	727	725	726
0700702-16	FRAME - AFT SIDE WINDOW	722	727	725	726

STEP "3" points to the part number 0700702-10 in the catalog table.

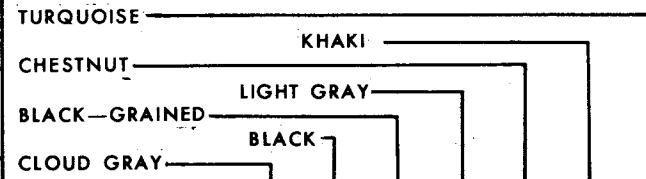
STEP "4" points to the 'A' column in the interior color code table.

EXAMPLES OF COMPLETE NUMBER




INTERIOR PAINTED OR PLASTIC PARTS
1965 MODEL YEAR ONLY

18255845 THRU 18256684



PART NUMBER	PART NAME	532	710	577	578	579	580
0700702-5	PANEL - BAGGAGE DOOR	532					
0700702-6	PANEL - BAGGAGE COMPARTMENT	532					
0700702-9	COVER - BAGGAGE DOORPOST	532					
0700702-10	PANEL - AFT WALL	532					
0700702-11	PANEL - CANTED	532					
0700702-12	AFT WINDOW MOULDING	532					
0700702-13	SHIELD - DOORPOST LH	532					
0700702-14	SHIELD - DOORPOST RH	532					
0700702-15	COVER - SIDE WINDOW FRAME LH	532					
0700702-16	COVER - SIDE WINDOW FRAME RH	532					
0711663-2	PANEL ASSEMBLY-AUXILIARY SEAT	532					
0713777-3	DOOR ASSEMBLY - GLOVE BOX			577	578	579	580
0713791-3	COVER - BROW		710				
0713791-2	COVER - STATIONARY PANEL - LOWER			577	578	579	580
0713792-1	COVER - SHOCK PANEL		279				
0713792-2	COVER - ENGINE INSTRUMENTS		279				
0713792-7	COVER - SHOCK PANEL - NAV-O-MATIC 300		279				
0713792-21	COVER - SHOCK PANEL - NAV-O-MATIC 400		279				
0713793-1	COVER - RADIO		279				
0713794-1	COVER - STATIONARY PANEL UPPER			577	578	579	580
0713811-1	COVER - CONSOLE			577	578	579	580
0713811-2	COVER - CONSOLE			577	578	579	580
0715017-1	RETAINER - UPHOLSTERY	532					
0770725-2	SHIELD - FRONT DOORPOST	532					
0770725-9	SHIELD - FRONT DOORPOST	532					
1200686-17	PANEL ASSEMBLY - POST LIGHTED INSTRUMENT		279				
1200686-18	PANEL ASSEMBLY - POST LIGHTED INSTRUMENT		279				
1200686-19	PANEL ASSEMBLY - POST LIGHTED INSTRUMENT		279				
1200686-20	PANEL ASSEMBLY - POST LIGHTED INSTRUMENT		279				
1200686-21	PANEL ASSEMBLY - POST LIGHTED INSTRUMENT		279				
1200686-23	PANEL ASSEMBLY - POST LIGHTED INSTRUMENT		279				
1414110-1	TRIM ASSEMBLY - SEAT BACK	532					
1414110-3	POCKET - MAGAZINE	532					
1414263-5	SEAT SKIRT - LH	532					
1414263-6	SEAT SKIRT - RH	532					
1414263-7	SEAT SKIRT - LH	532					
1414263-8	SEAT SKIRT - RH	532					
1414264-5	POCKET ASSEMBLY - MAGAZINE	532					
1414264-13	TRIM ASSEMBLY - SEAT BACK	532					
1470089 -14	MAPLIGHT ASSEMBY	532					

MODEL 182



INTERIOR PAINTED OR PLASTIC PARTS

1966 MODEL YEAR

18256685 THRU 18257625

A182-0001 THRU A182-0056

INTERIOR COLOR
CODE

(From Finish and
Trim Plate)

PART NUMBER	PART NAME	INTERIOR COLOR CODE			
		A	B	C	D
0700631-5	FRAME ASSEMBLY - SEAT BOTTOM LH	746	748	747	751
0700631-6	FRAME ASSEMBLY - SEAT BOTTOM RH	746	748	747	751
0700646-1	SEAT SKIRT	722	727	725	726
0700646-2	SEAT SKIRT	722	727	725	726
0700702-5	PANEL - BAGGAGE DOOR	722	727	725	726
0700702-6	PANEL - BAGGAGE COMPARTMENT	722	727	725	726
0700702-9	PANEL - BAGGAGE DOORPOST	722	727	725	726
0700702-10	PANEL - AFT WALL	722	727	725	726
0700702-11	PANEL - CANTED	722	727	725	726
0700702-12	MOULDING - AFT WINDOW	722	727	725	726
0700702-15	FRAME - AFT SIDE WINDOW	722	727	725	726
0700702-16	FRAME - AFT SIDE WINDOW	722	727	725	726
0700702-17	DOORPOST SHIELD - LH	722	727	725	726
0700702-18	DOORPOST SHIELD - RH	722	727	725	726
0711663-2	PANEL ASSEMBLY - AUXILIARY SEAT	722	727	725	726
0713777-3	GLOVE BOX DOOR	722	727	725	726
0713791-3	COVER - PANEL BROW	710	710	710	710
0713791-2	COVER - STATIONARY PANEL LOWER	722	727	725	726
0713792-1	COVER - INSTRUMENT SHOCK PANEL	279	279	279	279
0713792-2	COVER - ENGINE INSTRUMENTS	279	279	279	279
0713792-7	SHOCK PANEL COVER - NAV-O-MATIC 300	279	279	279	279
0713792-21	SHOCK PANEL COVER - NAV-O-MATIC 400	279	279	279	279
0713793-1	CENTER COVER INSTRUMENT PANEL	279	279	279	279
0713794-1	COVER - STATIONARY PANEL UPPER	722	727	725	726
0713811-2	COVER - CONSOLE	722	727	725	726
0770725-9	DOORPOST SHIELD	722	727	725	726
1200536-1	COVER - OXYGEN CONTROL	532	532	532	532
1200686-17	COVER - POST LIGHTED SHOCK PANEL	279	279	279	279
1200686-18	COVER - POST LIGHTED SHOCK PANEL	279	279	279	279
1200686-19	COVER - POST LIGHTED SHOCK PANEL	279	279	279	279
1200686-20	COVER - POST LIGHTED SHOCK PANEL	279	279	279	279
1200686-21	COVER - POST LIGHTED INSTRUMENT	279	279	279	279
1200686-23	COVER - POST LIGHTED INSTRUMENT	722	727	725	726
1213243-3	COVER ASSEMBLY - PANEL LIGHT	532	532	532	532
1213653-4	TRIM - INSTRUMENT	722	727	725	726
1414110-1	TRIM ASSEMBLY - SEAT BACK	722	727	725	726
1414110-3	POCKET ASSEMBLY - MAGAZINE	722	727	725	726
1414215-19	TRIM ASSEMBLY - SEAT BACK	722	727	725	726
1414215-20	TRIM ASSEMBLY - SEAT BACK	722	727	725	726
1414240-3	BOTTOM ASSEMBLY - POWER SEAT	746	748	747	751
1414240-4	BOTTOM ASSEMBLY - POWER SEAT	746	748	747	751
1414263-5	SEAT SKIRT - LH	722	727	725	726
1414263-6	SEAT SKIRT - RH	722	727	725	726
1414263-7	SEAT SKIRT - LH	722	727	725	726
1414263-8	SEAT SKIRT - RH	722	727	725	726
1414264-5	POCKET ASSEMBLY - MAGAZINE	722	727	725	726
1414264-13	TRIM ASSEMBLY - SEAT BACK	722	727	725	726
1470089-14	MAPLIGHT ASSEMBLY	279	279	279	279



illustrated parts catalog

MODEL 182

INTERIOR PAINTED OR PLASTIC PARTS

1967 MODEL YEAR

18257626 THRU 18258505

A182-0057 THRU A182-0096

INTERIOR COLOR CODE

(From Finish and Trim Plate)

PART NUMBER	PART NAME	AF	AV	BF	BV	CF	CV	DF	DV
0700148-1	MAPLIGHT HOOD	193	193	193	193	193	193	193	193
0700631-5	FRAME ASSEMBLY - SEAT BOTTOM LH	751	751	747	747	797	797	750	750
0700631-6	FRAME ASSEMBLY - SEAT BOTTOM RH	751	751	747	747	797	797	750	750
0700646-1	SEAT SKIRT	726	726	794	794	793	793	720	720
0700646-2	SEAT SKIRT	726	726	794	794	793	793	720	720
0700694-12	COWL DECK COVER	825	825	825	825	825	825	825	825
0700702-5	PANEL - BAGGAGE DOOR	726	726	794	794	793	793	720	720
0700702-6	PANEL - BAGGAGE COMPARTMENT	726	726	794	794	793	793	720	720
0700709-9	PANEL - BAGGAGE DOORPOST	726	726	794	794	793	793	720	720
0700702-10	PANEL - AFT WALL	726	726	794	794	793	793	720	720
0700702-11	PANEL - CANTED	726	726	794	794	793	793	720	720
0700702-12	MOULDING - AFT WINDOW	726	726	794	794	793	793	720	720
0700702-15	FRAME - AFT SIDE WINDOW	726	726	794	794	793	793	720	720
0700702-16	FRAME - AFT SIDE WINDOW	726	726	794	794	793	793	720	720
0700702-18	SHIELD - DOORPOST RH	726	726	794	794	793	793	720	720
0711663-2	PANEL ASSEMBLY - AUXILIARY SEAT	726	726	794	794	793	793	720	720
0713252-2	COVER - SWITCH MOUNTING BRACKET	279	279	279	279	279	279	279	279
0713793-1	CENTER COVER - INSTRUMENT PANEL	279	279	279	279	279	279	279	279
0713811-2	COVER - CONSOLE	726	726	794	794	793	793	720	720
0713863-2	TRIM PANEL - RH	726	726	794	794	793	793	720	720
0713863-4	BROW ASSEMBLY - INSTRUMENT PANEL	719	719	798	798	796	796	718	718
0713863-6	TRIM PANEL - LH	726	726	794	794	793	793	720	720
0713865-1	COVER - SHOCK PANEL	279	279	279	279	279	279	279	279
0713865-6	COVER - SHOCK PANEL - NAV-O-MATIC 300	279	279	279	279	279	279	279	279
0713865-18	COVER - SHOCK PANEL - NAV-O-MATIC 400	279	279	279	279	279	279	279	279
0713866-1	COVER - ENGINE INSTRUMENTS	279	279	279	279	279	279	279	279
0715017-1	RETAINER-UPHOLSTERY	532	532	532	532	532	532	532	532
0770725-9	SHIELD - DOORPOST LH	726	726	794	794	793	793	720	720
0770725-12	SHIELD - DOORPOST RH	726	726	794	794	793	793	720	720
1200536-1	COVER - OXYGEN CONTROL	532	532	532	532	532	532	532	532
1200727-17	COVER ASSEMBLY - POST LIGHTED PANEL	279	279	279	279	279	279	279	279
1200727-21	COVER ASSEMBLY - POST LIGHTED SHOCK	279	279	279	279	279	279	279	279
1200727-22	COVER ASSEMBLY - POST LIGHTED SHOCK	279	279	279	279	279	279	279	279
1200727-26	COVER ASSEMBLY - POST LIGHTED SHOCK	279	279	279	279	279	279	279	279
1200756-3	COVER ASSEMBLY - POST LIGHTED CONSOLE	726	726	794	794	793	793	720	720
1213146-1	DOOR ASSEMBLY-MAP COMPARTMENT	726	726	794	794	793	793	720	720
1213243-3	COVER ASSEMBLY - PANEL LIGHT	532	532	532	532	532	532	532	532
1414110-1	TRIM - SEAT BACK	726	726	794	794	793	793	720	720
1414110-3	POCKET ASSEMBLY - MAGAZINE	726	726	794	794	793	793	720	720
1414215-19	TRIM ASSEMBLY - SEAT BACK	726	726	794	794	793	793	720	720
1414215-20	TRIM ASSEMBLY - SEAT BACK	726	726	794	794	793	793	720	720
1414263-7	SEAT SKIRT	726	726	794	794	793	793	720	720
1414263-8	SEAT SKIRT	726	726	794	794	793	793	720	720
1470089-14	MAP LIGHT ASSEMBLY	279	279	279	279	279	279	279	279

INTERIOR PAINTED OR PLASTIC PARTS

1968 MODEL YEAR


18258506 THRU 18259305

A182-0097 THRU A182-0116

INTERIOR COLOR CODE

(From Finish and Trim Plate)

PART NUMBER	PART NAME	GF	GV	BF	BV	CF	CV	DF	DV
0700148-1	MAPLIGHT HOOD	193	193	193	193	193	193	193	193
0700631-5	FRAME ASSEMBLY - SEAT BOTTOM LH	751	751	747	747	797	797	750	750
0700631-6	FRAME ASSEMBLY - SEAT BOTTOM RH	751	751	747	747	797	797	750	750
0700646-1	SEAT SKIRT	721	721	794	794	793	793	720	720
0700646-2	SEAT SKIRT	721	721	794	794	793	793	720	720
0700694-12	COWL DECK COVER	825	825	825	825	825	825	825	825
0700702-5	PANEL - BAGGAGE DOOR	721	721	794	794	793	793	720	720
0700702-6	PANEL - BAGGAGE COMPARTMENT	721	721	794	794	793	793	720	720
0700702-9	PANEL - BAGGAGE DOORPOST	721	721	794	794	793	793	720	720
0700702-10	PANEL - AFT WALL	721	721	794	794	793	793	720	720
0700702-11	PANEL - CANTED	721	721	794	794	793	793	720	720
0700702-12	MOULDING - AFT WINDOW	721	721	794	794	793	793	720	720
0700702-15	FRAME - AFT SIDE WINDOW	721	721	794	794	793	793	720	720
0700702-16	FRAME - AFT SIDE WINDOW	721	721	794	794	793	793	720	720
0711663-2	PANEL ASSEMBLY - AUXILIARY SEAT	721	721	794	794	793	793	720	720
0713269-1	TRIM PANEL - LH	721	721	794	794	793	793	720	720
0713269-2	TRIM PANEL - RH	721	721	794	794	793	793	720	720
0713278-3	COVER - INSTRUMENT PANEL LH	279	279	279	279	279	279	279	279
0713282-1	COVER ASSEMBLY - POST LIGHT LH	279	279	279	279	279	279	279	279
0713811-3	COVER ASSEMBLY - CONSOLE	721	721	794	794	793	793	720	720
0713866-6	COVER - STATIONARY PANEL RH	279	279	279	279	279	279	279	279
0713866-9	COVER ASSEMBLY - POST LIGHT RH	279	279	279	279	279	279	279	279
0713881-1	DOOR ASSEMBLY - MAP COMPARTMENT	721	721	794	794	793	793	720	720
0713007-1	SHIELD - DOOR POST LH	721	721	794	794	793	793	720	720
0715004-1	TRIM ASSEMBLY - SEAT BACK	721	721	794	794	793	793	720	720
0715004-2	TRIM ASSEMBLY - SEAT BACK	721	721	794	794	793	793	720	720
0715007-3	SHIELD - DOOR POST RH	721	721	794	794	793	793	720	720
0715007-4	SHIELD - DOOR POST RH	721	721	794	794	793	793	720	720
0715008-3	MOULDING - DOOR WINDOW LH	721	721	794	794	793	793	720	720
0715008-4	MOULDING - DOOR WINDOW RH	721	721	794	794	793	793	720	720
0715017-1	RETAINER - UPHOLSTERY	532	532	532	532	532	532	532	532
1200415-7	ESCUTCHEON - OXYGEN	532	532	532	532	532	532	532	532
1200536-1	COVER - OXYGEN CONTROL	532	532	532	532	532	532	532	532
1200756-7	PEDESTAL COVER ASSEMBLY - POST LIGHT	721	721	794	794	793	793	720	720
1213005-1	COVER - SWITCH MOUNTING BRACKET	279	279	279	279	279	279	279	279
1213088-1	BROW ASSEMBLY - INSTRUMENT PANEL	883	883	883	883	883	883	883	883
1213116-1	COVER - CENTER INSTRUMENT PANEL	279	279	279	279	279	279	279	279
1213243-3	COVER ASSEMBLY - PANEL LIGHT	532	532	532	532	532	532	532	532
1414110-1	TRIM - SEAT BACK	721	721	794	794	793	793	720	720
1414110-3	POCKET ASSEMBLY - MAGAZINE	721	721	794	794	793	793	720	720
1414263-7	SEAT SKIRT	721	721	794	794	793	793	720	720
1414263-8	SEAT SKIRT	721	721	794	794	793	793	720	720
1470089-14	MAPLIGHT ASSEMBLY	279	279	279	279	279	279	279	279



Illustrated parts catalog

MODEL 182

INTERIOR PAINTED OR PLASTIC PARTS

1969 MODEL YEAR


18259306 THRU 18260055

INTERIOR COLOR CODE

(From Finish and Trim Plate)

PART NUMBER	PART NAME	BF	BV	HF	HV	DF	DV	GF	GV
0700148-1	MAPLIGHT HOOD	193	193	193	193	193	193	193	193
0700631-5	FRAME ASSEMBLY - SEAT BOTTOM LH.	907	907	909	909	905	905	749	749
0700631-6	FRAME ASSEMBLY - SEAT BOTTOM RH.	907	907	909	909	905	905	749	749
0700646-1	SEAT SKIRT	902	902	903	903	901	901	721	727
0700646-2	SEAT SKIRT	902	902	903	903	901	901	721	721
0700694-12	COWL DECK COVER	825	825	825	825	825	825	825	825
0700702-5	PANEL - BAGGAGE DOOR	902	902	903	903	901	901	721	721
0700702-6	PANEL - BAGGAGE COMPARTMENT	902	902	903	903	901	901	721	721
0700702-9	PANEL - BAGGAGE DOORPOST	902	902	903	903	901	901	721	721
0700702-10	PANEL - AFT WALL	902	902	903	903	901	901	721	721
0700702-11	PANEL - CANTED	902	902	903	903	901	901	721	721
0711663-2	PANEL ASSEMBLY - AUXILIARY SEAT	902	902	903	903	901	901	721	721
0713278-3	COVER - INSTRUMENT PANEL LH	279	279	279	279	279	279	279	279
0713282-1	COVER ASSEMBLY - POST LIGHT LH	279	279	279	279	279	279	279	279
0713524-1	COVER - INSTRUMENT PANEL RH	902	902	903	903	901	901	721	721
0713525-1	COVER ASSEMBLY - INSTRUMENT PANEL LOWER.	902	902	903	903	901	901	721	721
0713811-3	COVER ASSEMBLY - CONSOLE	902	902	903	903	901	901	721	721
0713866-6	COVER - STATIONARY PANEL RH.	279	279	279	279	279	279	279	279
0713866-9	COVER ASSEMBLY - POST LIGHT RH	279	279	279	279	279	279	279	279
0713881-2	DOOR ASSEMBLY - MAP COMPARTMENT	902	902	903	903	901	901	721	721
0715004-1	TRIM ASSEMBLY - SEAT BACK	902	902	903	903	901	901	721	721
0715004-2	TRIM ASSEMBLY - SEAT BACK	902	902	903	903	901	901	721	721
0715007-1	SHIELD - DOOR POST LH.	902	902	903	903	901	901	721	721
0715007-3	SHIELD - DOOR POST RH.	902	902	903	903	901	901	721	721
0715007-4	SHIELD - DOOR POST RH.	902	902	903	903	901	901	721	721
0715008-3	MOULDING - DOOR WINDOW LH	902	902	903	903	901	901	721	721
0715008-4	MOULDING - DOOR WINDOW RH	902	902	903	903	901	901	721	721
0715009-1	FRAME - AFT SIDE WINDOW	902	902	903	903	901	901	721	721
0715009-2	FRAME - AFT SIDE WINDOW	902	902	903	903	901	901	721	721
0715010-1	MOULDING - UPPER AFT WINDOW	902	902	903	903	901	901	721	721
0715017-1	RETAINER-UPHOLSTERY	532	532	532	532	532	532	532	532
1200415-7	ESCUTCHEON - OXYGEN	532	532	532	532	532	532	532	532
1200536-1	COVER - OXYGEN CONTROL	532	532	532	532	532	532	532	532
1200756-7	PEDESTAL COVER ASSEMBLY - POST LIGHT	902	902	903	903	901	901	721	721
1213005-1	COVER - SWITCH MOUNTING BRACKET	279	279	279	279	279	279	279	279
1213088-1	BROW ASSEMBLY - INSTRUMENT PANEL	883	883	883	883	883	883	883	883
1213116-1	COVER - CENTER INSTRUMENT PANEL	279	279	279	279	279	279	279	279
1213190-1	COVER - CENTER INSTRUMENT PANEL LOWER	279	279	279	279	279	279	279	279
1213243-3	COVER ASSEMBLY - PANEL LIGHT	532	532	532	532	532	532	532	532
1414110-1	TRIM - SEAT BACK	902	902	903	903	901	901	721	721
1414110-3	POCKET ASSEMBLY - MAGAZINE	902	902	903	903	901	901	721	721
1414263-7	SEAT SKIRT	902	902	903	903	901	901	721	721
1414263-8	SEAT SKIRT	902	902	903	903	901	901	721	721
1470089-14	MAPLIGHT ASSEMBLY	279	279	279	279	279	279	279	279

MODEL 182

 Cessna
illustrated parts catalog

INTERIOR PAINTED OR PLASTIC PARTS

1970 MODEL YEAR

18260056 THRU 18260445

A182-0117 THRU A182-0136

INTERIOR COLOR CODE

(From Finish and Trim Plate)

PART NUMBER	PART NAME	AF	AV	BF	BV	CF	CV	MF	MV
0514017-1	TRIM - SEAT BOTTOM LH	532	532	532	532	532	532	532	532
0514017-2	TRIM - SEAT BOTTOM RH	532	532	532	532	532	532	532	532
0514017-3	TRIM - SEAT BOTTOM	532	532	532	532	532	532	532	532
0514018-1	TRIM ASSEMBLY - SEAT BACK	532	532	532	532	532	532	532	532
0514018-3	POCKET ASSEMBLY - MAGAZINE	532	532	532	532	532	532	532	532
0514055-1	TRIM ASSEMBLY - SEAT BACK	532	532	532	532	532	532	532	532
0700702-5	PANEL - BAGGAGE DOOR	978	978	976	976	975	975	977	977
0700702-6	PANEL - BAGGAGE COMPARTMENT	978	978	976	976	975	975	977	977
0700702-9	PANEL - BAGGAGE DOOR POST	978	978	976	976	975	975	977	977
0700702-10	PANEL - AFT WALL	978	978	976	976	975	975	977	977
0700702-11	PANEL - CANTED	532	532	532	532	532	532	532	532
0711778-1	COVER ASSEMBLY - OVERHEAD SPEAKER	532	532	532	532	532	532	532	532
0711778-3	COVER ASSEMBLY - OVERHEAD SPEAKER	532	532	532	532	532	532	532	532
0713278-7 *	COVER - INSTRUMENT PANEL LH	989	989	989	989	989	989	989	989
0713282-2	COVER ASSEMBLY - POST LIGHT LH	279	279	279	279	279	279	279	279
0713282-3	COVER ASSEMBLY - POST LIGHT LH	989	989	989	989	989	989	989	989
0713524-2	COVER - INSTRUMENT PANEL RH	978	978	976	976	975	975	977	977
0713525-8	COVER ASSEMBLY - INSTRUMENT PANEL LWR	978	978	976	976	975	975	977	977
0713866-6 *	COVER - STATIONARY PANEL RH	989	989	989	989	989	989	989	989
0713866-9	COVER ASSEMBLY - POST LIGHT RH	279	279	279	279	279	279	279	279
0713866-10	COVER ASSEMBLY - POST LIGHT RH	989	989	989	989	989	989	989	989
0713881-2	DOOR ASSEMBLY - MAP COMPARTMENT	978	978	976	976	975	975	977	977
0713934-1	COVER - RADIO SWITCH PANEL LIGHT	279	279	279	279	279	279	279	279
0715007-3	SHIELD - DOOR POST RH	532	532	532	532	532	532	532	532
0715007-5	SHIELD - DOOR POST LH	532	532	532	532	532	532	532	532
0715008-7	MOULDING - DOOR WINDOW LH	532	532	532	532	532	532	532	532
0715008-8	MOULDING - DOOR WINDOW RH	532	532	532	532	532	532	532	532
0715009-5	FRAME - AFT SIDE WINDOW LH	532	532	532	532	532	532	532	532
0515009-6	FRAME - AFT SIDE WINDOW RH	532	532	532	532	532	532	532	532
0715010-1	MOULDING - UPPER AFT WINDOW	532	532	532	532	532	532	532	532
0715016-1	TRIM ASSEMBLY - SEAT BACK	532	532	532	532	532	532	532	532
0715016-2	TRIM ASSEMBLY - SEAT BACK	532	532	532	532	532	532	532	532
0715017-1	RETAINER-UPHOLSTERY	532	532	532	532	532	532	532	532
1200415-7	ESCUTCHEON - OXYGEN CONTROL	532	532	532	532	532	532	532	532
1200756-7	COVER ASSEMBLY - CONSOLE	978	978	976	976	975	975	977	977
1213005-1	COVER - SWITCH MOUNTING BRACKET	279	279	279	279	279	279	279	279
1213116-1	COVER - CENTER INSTRUMENT PANEL	279	279	279	279	279	279	279	279
1213173-2	COVER - BROW	279	279	279	279	279	279	279	279
1414110-3	POCKET ASSEMBLY - SEAT BACK	532	532	532	532	532	532	532	532

*PANEL COVERS ARE AVAILABLE IN OPTIONAL 279 MATERIAL.



illustrated parts catalog

MODEL 182

INTERIOR PAINTED OR PLASTIC PARTS

1971 MODEL YEAR

18260446 THRU 18260825

INTERIOR COLOR CODE

(From Finish and Trim Plate)

PART NUMBER	PART NAME	AF	AV	BF	BV	CF	CV	DF	DV	HL	EL	FL	DL
0514017-1	TRIM - SEAT BOTTOM LH	532	532	532	532	532	532	532	532	532	532	532	532
0514017-2	TRIM - SEAT BOTTOM RH	532	532	532	532	532	532	532	532	532	532	532	532
0514017-3	TRIM - SEAT BOTTOM	532	532	532	532	532	532	532	532	532	532	532	532
0514018-3	POCKET ASSEMBLY - MAGAZINE	532	532	532	532	532	532	532	532	532	532	532	532
0514018-15	TRIM ASSEMBLY - SEAT BACK	532	532	532	532	532	532	532	532	532	532	532	532
0514055-11	TRIM ASSEMBLY - SEAT BACK	532	532	532	532	532	532	532	532	532	532	532	532
0700702-5	PANEL - BAGGAGE DOOR	978	978	A24	A24	A30	A30	A27	A27	532	532	279	A27
0700702-6	PANEL - BAGGAGE COMPARTMENT	978	978	A24	A24	A30	A30	A27	A27	532	532	279	A27
0700702-11	PANEL - CANTED	532	532	532	532	532	532	532	532	532	532	532	532
0711778-1	COVER ASSEMBLY - OVERHEAD SPEAKER	532	532	532	532	532	532	532	532	532	532	532	532
0711778-3	COVER ASSEMBLY - OVERHEAD SPEAKER	532	532	532	532	532	532	532	532	532	532	532	532
0713278-13 *	COVER ASSEMBLY - INSTRUMENT PANEL LH	989	989	989	989	989	989	989	989	989	989	989	989
0713278-17 *	COVER ASSEMBLY - INSTRUMENT PANEL LH	989	989	989	989	989	989	989	989	989	989	989	989
0713282-6	COVER ASSEMBLY - POST LIGHT LH	279	279	279	279	279	279	279	279	279	279	279	279
0713282-7	COVER ASSEMBLY - POST LIGHT LH	989	989	989	989	989	989	989	989	989	989	989	989
0713524-3	COVER - INSTRUMENT PANEL RH	978	978	A24	A24	A30	A30	A27	A27	279	279	279	A27
0713525-9	COVER ASSEMBLY - INSTRUMENT PANEL LOWER	978	978	A24	A24	A30	A30	A27	A27	279	279	279	A27
0713866-6 *	COVER - STATIONARY PANEL RH	989	989	989	989	989	989	989	989	989	989	989	989
0713866-9	COVER ASSEMBLY - POST LIGHT RH	279	279	279	279	279	279	279	279	279	279	279	279
0713866-10	COVER ASSEMBLY - POST LIGHT RH	989	989	989	989	989	989	989	989	989	989	989	989
0713881-9	DOOR ASSEMBLY - MAP COMPARTMENT	978	978	A24	A24	A30	A30	A27	A27	279	279	279	A27
0713934-1	COVER - RADIO SWITCH PANEL LIGHT	279	279	279	279	279	279	279	279	279	279	279	279
0715008-7	MOULDING - DOOR WINDOW LH	532	532	532	532	532	532	532	532	532	532	532	532
0715008-8	MOULDING - DOOR WINDOW RH	532	532	532	532	532	532	532	532	532	532	532	532
0715010-1	MOULDING - UPPER AFT WINDOW	532	532	532	532	532	532	532	532	532	532	532	532
0715016-1	TRIM ASSEMBLY - SEAT BACK	532	532	532	532	532	532	532	532	532	532	532	532
0715016-2	TRIM ASSEMBLY - SEAT BACK	532	532	532	532	532	532	532	532	532	532	532	532
0715017-1	RETAINER - UPHOLSTERY	532	532	532	532	532	532	532	532	532	532	532	532
0715022-1	SHIELD - DOORPOST LH	532	532	532	532	532	532	532	532	532	532	532	532
0715022-2	SHIELD - DOORPOST RH	532	532	532	532	532	532	532	532	532	532	532	532
0715022-3	MOULDING - DOORPOST LH	532	532	532	532	532	532	532	532	532	532	532	532
0715002-4	MOULDING - DOORPOST RH	532	532	532	532	532	532	532	532	532	532	532	532
0715022-9	FRAME - AFT SIDE WINDOW LH	532	532	532	532	532	532	532	532	532	532	532	532
0715022-10	FRAME - AFT SIDE WINDOW RH	532	532	532	532	532	532	532	532	532	532	532	532
0715023-1	PANEL - AFT WALL	978	978	A24	A24	A30	A30	A27	A27	532	532	279	A27
0715023-5	PANEL ASSEMBLY - BAGGAGE COMPARTMENT	532	532	532	532	532	532	532	532	532	532	532	532
0715023-8	COVER - BAGGAGE COMPARTMENT PANEL	532	532	532	532	532	532	532	532	532	532	532	532
0715023-13	COVER - BAGGAGE DOOR POST	978	978	A24	A24	A30	A30	A27	A27	532	532	279	A27
1200415-7	ESCUTCHEON - OXYGEN CONTROL	532	532	532	532	532	532	532	532	532	532	532	532
1200756-7	COVER ASSEMBLY - CONSOLE	978	978	A24	A24	A30	A30	A27	A27	279	279	279	A27
1213116-1	COVER - CENTER INSTRUMENT PANEL	279	279	279	279	279	279	279	279	279	279	279	279
1213005-2	COVER - SWITCH MOUNTING BRACKET	279	279	279	279	279	279	279	279	279	279	279	279
1414110-3	POCKET ASSEMBLY - MAGAZINE	532	532	532	532	532	532	532	532	532	532	532	532

*PANEL COVERS ARE AVAILABLE IN OPTIONAL 279 MATERIAL.

INTERIOR PAINTED OR PLASTIC PARTS

1972 MODEL YEAR

18260826 THRU 18261425

A182-0137 & ON

INTERIOR COLOR CODE

(From Finish and Trim Plate)

PART NUMBER	PART NAME	AF	AV	BF	BV	CF	CV	DF	DV	HL	EL	FL	DL
0514017-1	TRIM - SEAT BOTTOM LH	532	532	532	532	532	532	532	532	532	532	532	532
0514017-2	TRIM - SEAT BOTTOM RH	532	532	532	532	532	532	532	532	532	532	532	532
0514017-3	TRIM - SEAT BOTTOM	532	532	532	532	532	532	532	532	532	532	532	532
0514058-1	RETAINER - SEAT BOTTOM	532	532	532	532	532	532	532	532	532	532	532	532
0514067-2	RETAINER - HEADLINER FWD	531	531	531	531	531	531	531	531	531	531	531	531
0514076-3	TRIM - SEAT BACK	532	532	532	532	532	532	532	532	532	532	532	532
0514076-4	TRIM - SEAT BACK	532	532	532	532	532	532	532	532	532	532	532	532
0514077-4	TRIM - SEAT BOTTOM RH	532	532	532	532	532	532	532	532	532	532	532	532
0514077-7	TRIM - SEAT BOTTOM LH	532	532	532	532	532	532	532	532	532	532	532	532
0700702-5	PANEL - BAGGAGE DOOR	978	978	A44	A44	A48	A48	A52	A52	532	532	279	A52
0700702-6	PANEL - BAGGAGE COMPARTMENT	978	978	A44	A44	A48	A48	A52	A52	532	532	279	A52
0700702-21	PANEL - CANTED	532	532	532	532	532	532	532	532	532	532	532	532
0711778-5	COVER ASSEMBLY - OVERHEAD SPEAKER	532	532	532	532	532	532	532	532	532	532	532	532
0711778-7	COVER ASSEMBLY - OVERHEAD SPEAKER	532	532	532	532	532	532	532	532	532	532	532	532
0711779-1	ESCUTCHEON - DOME LIGHT	532	532	532	532	532	532	532	532	532	532	532	532
0713318-1 *	COVER ASSEMBLY - INSTRUMENT PANEL LH	A59	A59	A59	A59	A59	A59	A59	A59	A59	A59	A59	A59
0713318-2 *	COVER ASSEMBLY - POST LIGHTED LH	A59	A59	A59	A59	A59	A59	A59	A59	A59	A59	A59	A59
0713319-1 *	COVER ASSEMBLY - INSTRUMENT PANEL RH	A59	A59	A59	A59	A59	A59	A59	A59	A59	A59	A59	A59
0713319-2 *	COVER ASSEMBLY - POST LIGHTED RH	A59	A59	A59	A59	A59	A59	A59	A59	A59	A59	A59	A59
0713524-3	COVER - LOWER INSTRUMENT PANEL RH	978	978	A44	A44	A48	A48	A52	A52	279	279	279	A52
0713525-11	COVER ASSEMBLY - LOWER INSTRUMENT PANEL LH	978	978	A44	A44	A48	A48	A52	A52	279	279	279	A52
0713881-12	DOOR ASSEMBLY - GLOVE COMPARTMENT	978	978	A44	A44	A48	A48	A52	A52	279	279	279	A52
0715008-7	MOULDING - DOOR WINDOW LH	532	532	532	532	532	532	532	532	532	532	532	532
0715008-8	MOULDING - DOOR WINDOW RH	532	532	532	532	532	532	532	532	532	532	532	532
0715010-2	MOULDING - UPPER AFT WINDOW	532	532	532	532	532	532	532	532	532	532	532	532
0715017-1	RETAINER - UPHOLSTERY	532	532	532	532	532	532	532	532	532	532	532	532
0715022-1	DOOR SHIELD - FORWARD LH	532	532	532	532	532	532	532	532	532	532	532	532
0715022-2	DOOR SHIELD - FORWARD RH	532	532	532	532	532	532	532	532	532	532	532	532
0715022-3	MOULDING - LH	532	532	532	532	532	532	532	532	532	532	532	532
0715022-4	MOULDING - RH	532	532	532	532	532	532	532	532	532	532	532	532
0715022-7	TRIM STRIP - LH	532	532	532	532	532	532	532	532	532	532	532	532
0715022-8	TRIM STRIP - RH	532	532	532	532	532	532	532	532	532	532	532	532
0715022-9	WINDOW MOULDING - LH SIDE	532	532	532	532	532	532	532	532	532	532	532	532
0715022-10	WINDOW MOULDING - RH SIDE	532	532	532	532	532	532	532	532	532	532	532	532
0715023-1	PANEL ASSEMBLY - AFT	978	978	A44	A44	A48	A48	A52	A52	532	532	279	A52
0715023-5	PANEL ASSEMBLY - BAGGAGE COMPARTMENT	978	978	A44	A44	A48	A48	A52	A52	532	532	279	A52
0715023-6	PANEL TOP	978	978	A44	A44	A48	A48	A52	A52	532	532	279	A52
0715023-8	COVER - BAGGAGE COMPARTMENT	978	978	A44	A44	A48	A48	A52	A52	532	532	279	A52
0715023-13	MOULDING - REAR BAGGAGE DOOR JAMB	978	978	A44	A44	A48	A48	A52	A52	532	532	279	A52
1200756-7	COVER ASSEMBLY - CONSOLE	978	978	A44	A44	A48	A48	A52	A52	279	279	279	A52
1213329-1	COVER - SELECTOR SWITCH BRACKET	978	978	A44	A44	A48	A48	A52	A52	279	279	279	A52
1213338-1	COVER ASSEMBLY - LOWER RADIO CUTOUT	A59	A59	A59	A59	A59	A59	A59	A59	A59	A59	A59	A59
1213338-4	COVER - UPPER RADIO CUTOUT	A59	A59	A59	A59	A59	A59	A59	A59	A59	A59	A59	A59

*PANEL COVERS ARE AVAILABLE IN OPTIONAL 279 MATERIAL

Gessna Illustrated parts catalog

MODEL 182

INTERIOR PAINTED OR PLASTIC PARTS


1973 MODEL YEAR

18261426 & ON

INTERIOR COLOR CODE

(From Finish and Trim Plate)

PART NUMBER	PART NAME	AF	AV	BF	BV	CF	CV	DF	DV	EL	FL	HL
0514017-3	TRIM - SEAT BOTTOM FWD	532	532	532	532	532	532	532	532	532	532	532
0514058-1	RETAINER - SEAT BOTTOM	532	532	532	532	532	532	532	532	532	532	532
0514067-2	RETAINER - FRONT SPAR	531	531	531	531	531	531	531	531	531	531	531
0514076-1	TRIM ASSEMBLY - SEAT BACK	532	532	532	532	532	532	532	532	532	532	532
0514083-1	TRIM ASSEMBLY - SEAT BACK	532	532	532	532	532	532	532	532	532	532	532
0700702-5	PANEL - BAGGAGE DOOR	978	978	A80	A80	A88	A88	A84	A84	532	279	532
0700702-21	PANEL - CANTED	532	532	532	532	532	532	532	532	532	532	532
0711778-5	COVER ASSEMBLY WITH OXYGEN CUTOUTS	532	532	532	532	532	532	532	532	532	532	532
0711778-7	COVER ASSEMBLY WITHOUT OXYGEN CUTOUTS	532	532	532	532	532	532	532	532	532	532	532
0711779-1	ESCUTCHEON - DOME LIGHT	532	532	532	532	532	532	532	532	532	532	532
0713323-1	COVER ASSEMBLY - INSTRUMENT PANEL LH	A59	A59	A59	A59	A59	A59	A59	A59	A59	A59	A59
0713323-2	COVER ASSEMBLY - POST LIGHTED LH	A59	A59	A59	A59	A59	A59	A59	A59	A59	A59	A59
0713324-1	COVER ASSEMBLY - INSTRUMENT PANEL UPPER RH	A59	A59	A59	A59	A59	A59	A59	A59	A59	A59	A59
0713324-2	COVER ASSEMBLY - POST LIGHTED RH	A59	A59	A59	A59	A59	A59	A59	A59	A59	A59	A59
0713330-1	COVER - INSTRUMENT PANEL LOWER RH	978	978	A80	A80	A88	A88	A84	A84	279	279	279
0713525-13	COVER ASSEMBLY - INSTRUMENT PANEL LOWER	978	978	A80	A80	A88	A88	A84	A84	279	279	279
0713811-3	COVER ASSEMBLY - CONSOLE	978	978	A80	A80	A88	A88	A84	A84	279	279	279
0714006-1	TRIM STRIP - LH	978	978	A80	A80	A88	A88	A84	A84	532	279	532
0714006-2	TRIM STRIP - RH	978	978	A80	A80	A88	A88	A84	A84	532	279	532
0714010-1	TRIM - SEAT BOTTOM LH	532	532	532	532	532	532	532	532	532	532	532
0714010-2	TRIM - SEAT BOTTOM RH	532	532	532	532	532	532	532	532	532	532	532
0715010-2	MOLDING - AFT WINDOW	532	532	532	532	532	532	532	532	532	532	532
0715016-1	TRIM ASSEMBLY - SEAT BACK LH	532	532	532	532	532	532	532	532	532	532	532
0715016-2	TRIM ASSEMBLY - SEAT BACK RH	532	532	532	532	532	532	532	532	532	532	532
0715023-1	PANEL ASSEMBLY - AFT WALL	978	978	A80	A80	A88	A88	A84	A84	532	279	532
0715023-3	AFT PANEL - LH	978	978	A80	A80	A88	A88	A84	A84	532	279	532
0715023-4	AFT PANEL - RH	978	978	A80	A80	A88	A88	A84	A84	532	279	532
0715023-5	PANEL ASSEMBLY	532	532	532	532	532	532	532	532	532	532	532
0715023-8	COVER - PANEL	532	532	532	532	532	532	532	532	532	532	532
0715028-5	AFT CABIN SIDE PANEL - LH	978	978	A80	A80	A88	A88	A84	A84	532	279	532
0715028-6	AFT CABIN SIDE PANEL - RH	978	978	A80	A80	A88	A88	A84	A84	532	279	532
0715032-1	MOLDING - LH	532	532	532	532	532	532	532	532	532	532	532
0715032-2	MOLDING - RH	532	532	532	532	532	532	532	532	532	532	532
0715032-3	MOLDING - LH	532	532	532	532	532	532	532	532	532	532	532
0715032-4	MOLDING - RH	532	532	532	532	532	532	532	532	532	532	532
0715032-5	MOLDING ASSEMBLY - DOOR WINDOW LH	532	532	532	532	532	532	532	532	532	532	532
0715032-6	MOLDING - DOOR WINDOW RH	532	532	532	532	532	532	532	532	532	532	532
0715032-7	TRIM STRIP - LH	532	532	532	532	532	532	532	532	532	532	532
0715032-8	TRIM STRIP - RH	532	532	532	532	532	532	532	532	532	532	532
0715032-9	MOLDING - LH WINDOW	532	532	532	532	532	532	532	532	532	532	532
0715032-10	MOLDING - RH WINDOW	532	532	532	532	532	532	532	532	532	532	532
1200231-1	RETAINER - LH	970	970	A81	A81	A89	A89	A85	A85	531	156	531
1200231-2	RETAINER - RH	970	970	A81	A81	A89	A89	A85	A85	531	156	531



 Cesma Illustrated parts catalog

INTERIOR PAINTED OR PLASTIC PARTS

1973 MODEL YEAR (Cont)

18261426 & ON

INTERIOR COLOR CODE

(From Finish and Trim Plate)

PART NUMBER	PART NAME	AF	AV	BF	BV	CF	CV	DF	DV	EL	FL	HL
1200756-7	PEDESTAL COVER ASSEMBLY - POST LIGHTED	978	978	A80	A80	A88	A88	A84	A84	279	279	279
1213175-15	COVER - GLOVE BOX (TOP)	A58	A58	A58	A58	A58	A58	A58	A58	A58	A58	A58
	COVER - GLOVE BOX (MIDDLE)	156	156	156	156	156	156	156	156	156	156	156
	COVER - GLOVE BOX (BOTTOM)	978	978	A80	A80	A88	A88	A84	A84	279	279	279
1213366-1	COVER - SWITCH MOUNTING BRACKET	279	279	279	279	279	279	279	279	279	279	279
1213377-1	COVER - PANEL CENTER	A59	A59	A59	A59	A59	A59	A59	A59	A59	A59	A59
1213381-1	COVER - RADIO CUTOUT	A59	A59	A59	A59	A59	A59	A59	A59	A59	A59	A59
1215045-5	SHIELD - LH	532	532	532	532	532	532	532	532	532	532	532
1215045-6	SHIELD - RH	532	532	532	532	532	532	532	532	532	532	532



 Cessna illustrated parts catalog

MODEL 182

This page intentionally left blank.

A  **INDEX**

ALPHABETICAL INDEX

NOMENCLATURE	FIGURE	NOMENCLATURE	FIGURE
A		A (cont)	
ABRASION BOOT-STABILIZER,	14	AIR VENT CONTROL-FORWARD	53G
ACCESS COVER-RADIO,	45	AIR VENT CONTROL-FORWARD	53J
ACCESS DOOR-COWL,	61	AIR VENT CONTROL-FORWARD	53L
ACCESSORY KITS-SEE KITS CATALOG.		AIR VENT CONTROL-FORWARD	53N
ACCESS DOOR-COWL,	61A	AIR VENT CONTROL-FORWARD	53Q
ACTUATOR BRACKET-TRIM TAB,	14	AIR VENT DOOR,	17
ACTUATOR-ELEVATOR TRIM,	78	AIR VENT DOOR,	69
ADAPTER-FUEL TANK DRAIN,	8	AIR VENT INLET,	17
ADAPTER-OIL TEMPERATURE,	62	AIR VENT INST-OUTSIDE FORWARD,	69
ADHESIVES-MISCELLANEOUS,	1	AIRBOX FILTER,	63
ADJUSTABLE FRONT SEAT INST	50	AIRBOX-CARBURETOR,	63
ADJUSTABLE FRONT SEAT INST	51A	AIRBOX-CARBURETOR,	63B
ADJUSTABLE SEAT BOTTCM MECHANISM,	51	AIRSPEED INDICATOR,	53
ADJUSTABLE SEAT BOTTCM MECHANISM,	51A	AIRSPEED INDICATOR,	53A
AFT CABIN SIDE PANEL,	47	AIRSPEED INDICATOR,	53C
AFT CABIN SIDE PANEL,	47A	AIRSPEED INDICATOR,	53E
AFT CABIN SIDE PANEL,	47B	AIRSPEED INDICATOR	53G
AFT CARPET,	47	AIRSPEED INDICATOR	53J
AFT CARPET,	47A	AIRSPEED INDICATOR	53L
AFT FLOORBOARD,	25	AIRSPEED INDICATOR	53N
AFT SPAR FITTING,	24	AIRSPEED INDICATOR	53Q
AFT TAILCONE-FUSELAGE,	31	AIRSPEED INDICATOR,	81
AFT WINDOW MOULDING,	45	ALIGNMENT SHIM-MAIN GEAR,	39
AFT WINDOW MOULDING,	45A	ALTERNATOR,	90
AILERON ASSEMBLY,	9	ALTERNATOR DRIVE BELT,	90
AILERON BALANCE WEIGHT,	9	ALTERNATOR DRIVE BELT,	95
AILERON BELLCRANK,	9	ALTIMETER-SENSITIVE,	53
AILERON BELLCRANK,	76	ALTIMETER-SENSITIVE,	53A
AILERON BELLCRANK,	76A	ALTIMETER-SENSITIVE,	53C
AILERON CABLE,	76	ALTIMETER-SENSITIVE,	53E
AILERON CABLE,	76A	ALTIMETER-SENSITIVE	53G
AILERON CARRY THRU CABLE,	76	ALTIMETER-SENSITIVE	53J
AILERON CARRY THRU CABLE,	76A	ALTIMETER-SENSITIVE	53L
AILERON CONTROL SYSTEM INST.	76	ALTIMETER,	81
AILERON CONTROL SYSTEM INST.	76A	AMMETER,	53
AILERON CONTROL CHAIN,	74	AMMETER,	53A
AILERON CONTROL CHAIN,	76	AMMETER,	53C
AILERON CONTROL QUADRANT,	74A	AMMETER,	53E
AILERON CONTROL PULLEY	74A	AMMETER,	53G
AILERON CONTROL PULLEY	76A	AMMETER,	53J
AILERON CONTROL SPROCKET,	74	AMMETER,	53L
AILERON CONTROL TUBE,	74	ARM ASSEMBLY-ELEVATOR,	15
AILERON CONTROL TUBE,	74A	ARM REST SUPPORT,	25
AILERON INSTALLATION,	9	ARM REST SUPPORT,	41
AILERON PUSH-PULL ROD,	9	ARM REST,	47
AIR CONTROL-CABIN,	53	ARM REST,	47A
AIR CONTROL-CABIN,	53A	ARM REST,	47B
AIR CONTROL-CABIN,	53C	ARM-DOOR STOP,	41
AIR CONTROL-CABIN,	53E	ARM-FLAP POSITION TRANSMITTER,	79
AIR CONTROL-CABIN,	53G	ARM-RUDDER BAR,	72
AIR CONTROL-CABIN,	53J	ASBESTOS GROMMET,	22
AIR CONTROL-CABIN,	53L	ASH TRAY,	47
AIR CONTROL-CABIN,	53N	ASH TRAY,	47A
AIR CONTROL-CABIN,	53Q	ASH TRAY,	47B
AIR DUCT DRAIN TUBE,	69	ASH TRAY,	49
AIR INTAKE DUCT-CARBURETOR,	61	ASH TRAY,	49A
AIR INTAKE DUCT-CARBURETOR,	61A	ASH TRAY,	51A
AIR INTAKE HOSE,	63	ASSIST STRAP,	47
AIR TEMPERATURE GAGE-CARBURETOR,	53	ASSIST STRAP,	47A
AIR TEMPERATURE GAGE-CARBURETOR,	53C	ASSIST STRAP,	47B
AIR TEMPERATURE GAGE-CARBURETOR,	53E	AUTOMATIC OXYGEN SYSTEM,	89
AIR TEMPERATURE GAGE-CARBURETOR,	53G	AUXILIARY POWER RECEPTACLE,	90
AIR TEMPERATURE GAGE-CARBURETOR,	53J	AUXILIARY SPAR-OUTBOARD,	6
AIR TEMPERATURE GAGE-CARBURETOR,	53L	AUXILIARY SEAT INSTALLATION,	52B
AIR VENT CONTROL-FORWARD,	69	AUXILIARY SEAT INSTALLATION,	52C
AIR VENT CONTROL-FORWARD,	53A	AXLE BOLT FERRULE,	33
AIR VENT CONTROL-FORWARD,	53C	AXLE SPACER,	33
AIR VENT CONTROL-FORWARD,	53E	AXLE-HEAVY DUTY,	39
		AXLE-MAIN LANDING GEAR,	39

ALPHABETICAL INDEX

NOMENCLATURE	FIGURE	NOMENCLATURE	FIGURE
B		B (cont)	
BAFFLES INSTALLATION-ENGINE,	66	BELLCRANK-RUDDER	13
BAGGAGE COMPARTMENT PANEL,	47	BELLCRANK-WING LEVELER,	76B
BAGGAGE COMPARTMENT PANEL,	47A	BELT EXTENSION-PORTABLE STRETCHER,	57
BAGGAGE COMPARTMENT PANEL,	47B	BELT-ALTERNATOR DRIVE,	90
BAGGAGE DOOR HINGE,	44	BELT-ALTERNATOR DRIVE,	95
BAGGAGE DOOR INST-FUSELAGE,	44	BELT-SEAT,	48
BAGGAGE DOOR JAMB-FORWARD,	23	BELT-SEAT,	49
BAGGAGE DOOR JAMB-AFT,	44	BELT-SEAT,	49A
BAGGAGE DOOR JAMB-FORWARD,	44	BELT-SEAT,	49B
BAGGAGE DOOR LATCH,	44	BELT-SEAT,	49C
BAGGAGE DOOR PANEL,	47	BELT-SEAT,	50
BAGGAGE DOOR PANEL,	47A	BELT-SEAT,	51A
BAGGAGE DOOR PANEL,	47B	BELT-SEAT,	52B
BAGGAGE DOOR SCUFF PLATE,	47	BLADE-PROPELLER,	59
BAGGAGE DOOR SCUFF PLATE,	47A	BLADE-PROPELLER,	60
BAGGAGE DOOR SCUFF PLATE,	47B	BLADE-PROPELLER,	59A
BAGGAGE DOOR SILL-UPPER,	44	BLAST TUBE-GENERATOR,	63
BAGGAGE DOOR SILL-LOWER,	44	BLEEDER SCREW SEAL,	40
BAGGAGE DOOR SILL-UPPER,	23	BLEEDER SCREW-BRAKE,	40
BAGGAGE DOOR STRIKE PLATE,	44	BLOCK-ELEVATOR TAB STOP,	78
BAGGAGE DOOR,	44	BLOCK-FRONT SPAR,	18
BAGGAGE DOOR POST COVER,	47	BLOCK-FRONT SPAR,	56
BAGGAGE DOOR POST COVER,	47A	BLOCK-REAR SPAR,	56
BAGGAGE DOOR POST COVER,	47B	BODY-FUEL STRAINER,	83
BAGGAGE LOAD LIMIT PLACARD,	2	BODY-GOVERNOR,	64
BAGGAGE LOAD LIMIT PLACARD,	2A	BODY-MASTER CYLINDER,	73
BAGGAGE LOAD LIMIT PLACARD,	47	BOLT-DOOR LATCH,	43
BAGGAGE LOAD LIMIT PLACARD,	47A	BOLT-RUDDER STOP,	80
BAGGAGE LOAD LIMIT PLACARD,	47B	BOOT-STEERING,	17
BAGGAGE NET,	47A	BOX-BATTERY,	30
BAGGAGE NET,	47B	BOX-GLOVE,	55
BAGGAGE SHELF EDGE COVER,	45	BOX-MAP,	55
BAGGAGE SHELF-REMOVABLE,	45A	BRAKE & RUDDER PEDALS INST	72
BAGGAGE SHELF-REMOVABLE,	45B	BRAKE & WHEEL-MAIN GEAR,	39
BALANCE WEIGHT ELEVATOR,	15	BRAKE & WHEEL-MAIN GEAR,	40
BALANCE WEIGHT-AILERON,	9	BRAKE ASSEMBLY,	40
BALANCE WEIGHT-PROPELLER,	59	BRAKE BELLCRANK-PARKING,	71
BALANCE WEIGHT-RUDDER,	13	BRAKE BELLCRANK-PARKING,	71A
BALL JOINT-PROPELLER CONTROL,	62	BRAKE CYLINDER,	72
BAR-RUDDER ARM,	72	BRAKE CYLINDER,	73
BARREL & FORK ASSEMBLY-NOSE GEAR,	35	BRAKE DISC,	40
BARREL NUT-ENGINE MOUNTING,	63	BRAKE HOUSING,	40
BARREL-SHIMMY DAMPENER,	38	BRAKE INSTALLATION-PARKING,	71
BASE-METERING PIN,	35	BRAKE INSTALLATION-PARKING,	71A
BATTERY BOX INSTALLATION,	30	BRAKE LINE,	39
BATTERY CABLE,	90	BRAKE LINE,	71
BATTERY DRAIN TUBE,	30	BRAKE LINE,	71A
BATTERY GROUND STRAP,	90	BRAKE LINING,	40
BATTERY,	90	BRAKE PEDAL,	72
BEACON-FLASHING,	92A	BRAKE SYSTEM INSTALLATION,	71
BEACON-ROTATING,	92	BRAKE SYSTEM INSTALLATION,	71A
BEARING CONE-WHEEL,	36	BREATHER LINE,	63
BEARING CONE-WHEEL,	40	BROW LIGHTS INSTL.	90A
BEARING CUP-WHEEL,	36	BULB-DOME LIGHT,	90
BEARING CUP-WHEEL,	37	BULB-INSTRUMENT PANEL LIGHT,	91
BEARING CUP-WHEEL,	40	BULB-ROTATING BEACON,	92
BEARING SEAL-MAIN WHEEL,	40	BULB-TAIL LIGHT,	32
BEARING-RUDDER BAR,	72	BULB-WING NAVIGATION LIGHT,	3
BELLCRANK-ADJUSTABLE SEAT SCREW,	51	BULK ITEMS-LIST OF,	1
BELLCRANK-AILERON,	9	BULKHEAD-FRONT DOORPOST,	18
BELLCRANK-AILERON,	76	BULKHEAD-LANDING GEAR,	26
BELLCRANK-AILERON,	76A	BULKHEAD-LANDING GEAR,	26A
BELLCRANK-ELEVATOR BAR,	77	BULKHEAD-REAR DOORPOST,	24
BELLCRANK-NOSE GEAR STEERING,	34	BULKHEAD-SPINNER,	58
BELLCRANK-PARKING BRAKE,	71	BUNGEE-NOSE GEAR STEERING,	34
BELLCRANK-PARKING BRAKE,	71A		

ALPHABETICAL INDEX

NOMENCLATURE	FIGURE	NOMENCLATURE	FIGURE
C		C (cont)	
CABIN AIR CONTROL,	53	CARBURETOR AIR INTAKE DUCT,	61
CABIN AIR CONTROL,	53A	CARBURETOR AIR INTAKE DUCT,	61A
CABIN AIR CONTROL,	53C	CARBURETOR AIR TEMPERATURE GAGE,	53
CABIN AIR CONTROL,	53E	CARBURETOR AIR TEMPERATURE GAGE,	53A
CABIN AIR CONTROL,	53G	CARBURETOR AIR TEMPERATURE GAGE,	53C
CABIN AIR CONTROL,	53J	CARBURETOR AIR TEMPERATURE GAGE,	53E
CABIN AIR CONTROL,	53L	CARBURETOR AIR TEMPERATURE GAGE,	53G
CABIN AIR CONTROL,	53N	CARBURETOR AIR TEMPERATURE GAGE,	53J
CABIN AIR CONTROL,	53Q	CARBURETOR AIR TEMPERATURE GAGE,	53L
CABIN AIR SHIELD,	45	CARBURETOR AIR TEMPERATURE PLACARD,	2
CABIN AIR SHIELD,	45A	CARBURETOR AIR TEMPERATURE PLACARD,	2A
CABIN AIR VENT SCOOP,	5	CARBURETOR AIR TEMPERATURE PLACARD,	53
CABIN DOOR LATCH,	43	CARBURETOR AIRBOX ASSEMBLY,	63
CABIN DOOR LATCH,	43A	CARBURETOR AIRBOX ASSEMBLY,	63B
CABIN DOOR SILL-LOWER,	25	CARBURETOR HEAT CONTROL,	53
CABIN DOOR SILL-UPPER,	23	CARBURETOR HEAT CONTROL,	53A
CABIN DOOR STOP,	41	CARBURETOR HEAT CONTROL,	53C
CABIN DOOR STOP,	42	CARBURETOR HEAT CONTROL,	53E
CABIN DOOR UPHOLSTERY,	46	CARBURETOR HEAT CONTROL,	53G
CABIN DOOR-LH,	41	CARBURETOR HEAT CONTROL,	53J
CABIN DOOR-LH,	41A	CARBURETOR HEAT CONTROL,	53L
CABIN DOOR-RH,	42	CARBURETOR HEAT CONTROL,	62
CABIN DOOR-RH,	42A	CARD-COMPASS CORRECTION,	53
CABIN DOOR-STRUCTURE LH,	41	CARGO TIE DOWN ASSEMBLY,	56
CABIN DOOR-STRUCTURE LH,	41A	CARPET,	47
CABIN DOOR STRUCTURE RH,	42	CARPET,	47A
CABIN DOOR STRUCTURE RH,	42A	CARPET,	47B
CABIN ENTRANCE STEP,	39	CASE-OXYGEN MASK,	89
CABIN HEAT CONTROL,	53	CASE-OXYGEN MASK,	89A
CABIN HEAT CONTROL,	53A	CATALOG-HOW TO USE	PAGE I
CABIN HEAT CONTROL,	53C	CATCH-GLOVE BOX DOOR,	55
CABIN HEAT CONTROL,	53E	CATCH-MAGNA-TITE,	55
CABIN HEAT CONTROL,	53G	CEMENT-MI SCELLANEOUS,	1
CABIN HEAT CONTROL,	53J	CENTER CABIN SECTION,	23
CABIN HEAT CONTROL,	53L	CENTER CABIN SECTION,	23A
CABIN HEATING & DEFROSTING SYSTEM,	70	CENTER FLOORBOARD,	25
CABIN SECTION ASSEMBLY-LOWER,	25	CHAIN-AILERON CONTROL,	74
CABIN SECTION-CENTER,	23	CHAIN-AILERON CONTROL,	76
CABIN SECTION-CENTER,	23A	CHAIN-RUDDER TRIM,	80
CABIN SIDE & FLOORBOARD UPHOL,	47	CHANNEL ASSEMBLY-REAR DOORPOST,	24
CABIN SIDE & FLOORBOARD UPHOL,	47A	CIGAR LIGHTER,	53
CABIN SIDE & FLOORBOARD UPHOL,	47B	CIGAR LIGHTER,	53A
CABIN SIDE PANEL-AFT,	47	CIGAR LIGHTER,	53C
CABIN SIDE PANEL-AFT,	47A	CIGAR LIGHTER,	53E
CABIN SIDE PANEL-AFT,	47B	CIGAR LIGHTER,	53G
CABIN TOP & FIREWALL UPHOL INSTL,	45	CIGAR LIGHTER,	53J
CABIN TOP & FIREWALL UPHOL INSTL,	45A	CIGAR LIGHTER,	53L
CABIN TOP & FIREWALL UPHOL INSTL,	45B	CIRCUIT BREAKER & SWITCH PANEL,	54
CABIN STEP TREAD,	39	CIRCUIT BREAKER PANEL COVER,	54
CABIN STEP TREAD,	39A	CLEVELAND NOSE WHEEL,	37
CABIN TOP ASSEMBLY-FCRWARD,	23	CLIP-BRAKE DISC,	40
CABIN VENTILATION SYSTEM,	69	CLIP-DOOR HANDLE,	41
CABIN VENTILATION SYSTEM,	69A	CLIP-DOOR HANDLE,	42
CABIN WINDOWS,	28A	CLIP-UPHOLSTERY,	46
CABLE ASSEMBLY-ELEV DOWN SPRING,	77	CLOCK-ELECTRIC,	54
CABLE SHIELD-FIREWALL,	45	CLUSTER-INSTRUMENT,	53
CABLE SHIELD-FIREWALL,	45A	CLUSTER-INSTRUMENT,	53A
CABLE-SEE INDIVIDUAL SYSTEM.		CLUSTER-INSTRUMENT,	53C
CAP & ADAPTER-FUEL,	8	CLUSTER-INSTRUMENT,	53E
CAP-FIN TIP,	12	CLUSTER-INSTRUMENT,	53G
CAP-FIN TIP,	12A	CLUSTER-INSTRUMENT,	53J
CAP-FIN TIP,	12B	CLUSTER-INSTRUMENT,	53L
CAP-RUDDER TIP,	13	COLLAR-ADJUSTABLE FRONT SEAT SCREW,	51
CARBURETOR AIR FILTER,	63	COLLECTOR-EXHAUST,	65
CARBURETOR AIR FILTER,	63B	COLUMN-CONTROL,	74

ALPHABETICAL INDEX

NOMENCLATURE	FIGURE	NOMENCLATURE	FIGURE
C (cont)		C (cont)	
COLUMN-CONTROL,	74A	COVER-BAGGAGE DOOR POST,	47
COMPARTMENT INSTALLATION-MAP,	55	COVER-BAGGAGE DOOR PCST,	47A
COMPASS CARD RETAINER,	53	COVER-BAGGAGE DOOR POST,	47B
COMPASS CORRECTION CARD,	53	COVER-BAGGAGE SHELF EDGE,	45
COMPASS CORRECTION CARD,	57A	COVER-CONSOLE,	75
COMPASS,	56	COVER-COWL DECK,	45
COMPASS,	57A	COVER-COWL DECK,	45A
COMPLETE WING ASSEMBLY,	3	COVER-COWL WINTERIZATION,	68
COMPONENTS-FRONT SECTION TUNNEL,	20	COVER-PANEL LIGHT,	91
CONE-WHEEL BEARING,	36	COVER-RADIO ACCESS,	45
CONE-WHEEL BEARING,	40	COVER-RADIO ACCESS,	45A
CONLEY WELD,	1	COVER-REAR WINDOW CENTER POST,	45
CONSOLE COVER,	75	COVER-REAR WINDOW CENTER POST,	45A
CONSOLE INSTALLATION,	75	COVER-SHOCK PANEL,	53
CONSOLE STRUCTURE ASSEMBLY,	19	COVER-SHOCK PANEL,	53A
CONSOLE-OVERHEAD	91A	COVER-SHOCK PANEL,	53C
CONTACTOR-STARTER,	90	COVER-SHOCK PANEL,	53E
CONTROL COLUMN INSTALLATION,	74	COVER-SHOCK PANEL,	53G
CONTROL COLUMN INSTALLATION,	74A	COVER-SHOCK PANEL,	53J
CONTROL LOCK,	56	COVER-SHOCK PANEL,	53L
CONTROL PEDESTAL INSTALLATION,	75	COVER-SIDE WINDOW FRAME,	45
CONTROL PEDESTAL STRUCTURE,	19	COVER-SIDE WINDOW FRAME,	45A
CONTROL PEDESTAL COVER,	75	COVER-STATIONARY PANEL,	53
CONTROL SYSTEM-AILERON,	76	COVER-STATIONARY PANEL,	53A
CONTROL SYSTEM-AILERON,	76A	COVER-STATIONARY PANEL,	53C
CONTROL SYSTEM-ELEVATOR,	77	COVER-STATIONARY PANEL,	53E
CONTROL SYSTEM-ELEVATOR TRIM,	78	COVER-STATIONARY PANEL,	53G
CONTROL SYSTEM-ELECTRIC FLAP,	79	COVER-STATIONARY PANEL,	53J
CONTROL SYSTEM-RUDDER,	79	COVER-STATIONARY PANEL,	53L
CONTROL TUBE-AILERON,	74	COVER-SWITCH PANEL,	54
CONTROL TUBE-AILERON,	74A	COVER-WINDSHIELD CENTER STRIP,	45
CONTROL TUBE-ELEVATOR,	74	COVER-WINDSHIELD CENTER STRIP,	45A
CONTROL TUBE-FLAP,	79	COWL ACCESS DOOR,	61
CONTROL WHEEL EMBLEM,	2	COWL ACCESS DOOR,	61A
CONTROL WHEEL EMBLEM,	2A	COWL ASSEMBLY-ENGINE,	61
CONTROL WHEEL LOCK,	56	COWL ASSEMBLY-ENGINE,	61A
CONTROL WHEEL-PADDED,	74C	COWL ASSEMBLY-ENGINE,	61B
CONTROL WHEEL,	74	COWL ASSEMBLY-ENGINE,	61C
CONTROL WHEEL,	74B	COWL DECK COVER,	45
CONTROL WHEEL,	89A	COWL DECK COVER,	45A
CONTROL WHEEL & SWITCHES INSTL,	74C	COWL FLAP CONTROL,	67
CONTROL-SEE INSTRUMENT PANEL,		COWL FLAP LEVER,	75
CONTROL-SEE ENGINE INSTL,		COWL FLAPS CONTROL SYSTEM INST,	67
CONTROLS-DUAL,	72	COWL FLAPS,	61
CONTROLS-DUAL,	74	COWL FLAPS,	61A
CONTROLS-DUAL,	74A	CUP-FUEL SAMPLER,	56
COOLER-OIL, LARGE,	63	CUP-WHEEL BEARING,	36
COORDINATOR-TURN,	53E	CUP-WHEEL BEARING,	36A
COORDINATOR-TURN,	53G	CUP-WHEEL BEARING,	36B
COORDINATOR-TURN,	53J	CUP-WHEEL BEARING,	37
COORDINATOR-TURN,	53L	CUP-WHEEL BEARING,	37A
COORDINATOR-TURN,	76B	CUP-WHEEL BEARING,	37B
CORRECTION CARD COVER,	53	CUP-WHEEL BEARING,	40
CORRECTION CARD-COMPASS,	53	CUP-WHEEL BEARING,	40A
CORRECTION CARD-COMPASS,	57A	CURTAIN TRACK,	45
CORROSION PROOF PRIMER,	1	CURTAIN TRACK,	45A
COURTESY LIGHT INSTALLATION,	93	CURTAIN,	45
COURTESY LIGHT SWITCH,	90	CURTAIN,	45A
COVER ASSY-REAR SEAT,	52	CURTAIN STORAGE RECEPTACLE,	45
COVER ASSY-REAR SEAT,	52A	CYLINDER & VALVE-OXYGEN,	89
COVER ASSY-REAR SEAT,	52B	CYLINDER HEAD TEMPERATURE GAGE,	53
COVER ASSY-FRONT SEAT,	48	CYLINDER HEAD TEMP TRANSMITTER,	63
COVER ASSY-FRONT SEAT,	49	CYLINDER-BRAKE,	72
COVER ASSY-FRONT SEAT,	49A	CYLINDER-BRAKE,	73
COVER ASSY-FRONT SEAT,	50	CYLINDER-OXYGEN,	89
COVER ASSY-FRONT SEAT,	51A	CYLINDER-OXYGEN,	89A
COVER ASSY-FRONT SEAT,	51B	CYLINDER & VALVE-OXYGEN,	89A

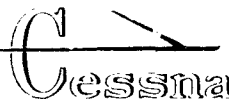
ALPHABETICAL INDEX

NOMENCLATURE	FIGURE	NOMENCLATURE	FIGURE
D (cont)		D (cont)	
DAMPENER-SHIMMY,	33	DOOR-MAP CASE,	55
DAMPENER-SHIMMY,	38	DOOR-OIL,	61
DECAL-PROP INST INSTRUCTIONS,	59	DOOR-POWER RECEPTACLE,	90
DECAL-SPRING KIT INSTALLATION,	59	DOORPOST BULKHEAD-FRONT,	18
DECALS & PLACARDS,	2	DOORPOST BULKHEAD-REAR,	24
DECK COVER-COWL,	45	DOORPOST CHANNEL-REAR,	24
DECK COVER-COWL,	45A	DOORPOST-FUSELAGE,	18
DEFLECTOR-EXHAUST HEAT,	63	DOORPOST-REAR,	23
DEFROSTER NOZZLE,	17	DORSAL FIN FAIRING,	12
DEFROSTER NOZZLE,	70	DORSAL FIN FAIRING,	12A
DEFROSTER VALVE KNOB,	70	DORSAL FIN FAIRING,	12B
DEFROSTER VALVE,	17	DRAIN CONTROL INST-FUEL STRAINER	83
DEFROSTER VALVE,	70	DRAIN PLUG FUEL,	8
DETECTOR-WING POSITION LIGHT,	3	DRAIN TUBE-BATTERY,	30
DIODE,	90	DRAIN VALVE INSTALLATION-FUEL TANK	8A
DIRECTIONAL GYRO,	53	DRIVE BELT-ALTERNATOR,	90
DIRECTIONAL GYRO,	87	DRIVE BELT-ALTERNATOR,	95
DIRECTIONAL GYRO,	88	DUAL CONTROLS,	72
DIRECTIONAL GYRO,	88A	DUCT-CARBURETOR AIR INTAKE,	61
DIRECTIONAL GYRO,	88B	DUCT-HEATER,	17
DIRECTIONAL GYRO	88C		
DISC CLIP-BRAKE,	40	E	
DISC-BRAKE,	40	ECONOMY POWER INDICATOR,	53A
DOME LIGHT,	90	ECONOMY POWER INDICATOR,	53C
DOME-SPINNER,	58	ECONOMY POWER INDICATOR,	53E
DOME-SPINNER,	58A	ECONOMY POWER INDICATOR,	53G
DOOR ASSEMBLY-CABIN,	41	ECONOMY POWER INDICATOR,	53J
DOOR ASSEMBLY-CABIN,	41A	ECONOMY POWER INDICATOR,	53L
DOOR ASSEMBLY-CABIN,	42	ELECTRIC CLOCK,	54
DOOR ASSEMBLY-CABIN,	42A	ELECTRIC FLAP SYSTEM,	79
DOOR ASSEMBLY-MAP COMPARTMENT,	55	ELECTRIC FLAP SWITCH,	53
DOOR INSTALLATION-BAGGAGE,	44	ELECTRIC FLAP SWITCH,	79
DOOR JAMB-BAGGAGE,	44	ELECTRICAL EQUIPMENT INSTALLATION,	90
DOOR JAMB-CABIN,	18	ELECTRICAL TERMINALS,	1
DOOR LATCH-BAGGAGE,	44	ELECTRICAL WIRE,	1
DOOR LATCH-CABIN,	43	ELECTROLUMINESCENT PWR SUPPLY,	90
DOOR LATCH-CABIN,	43A	ELEVATOR ASSEMBLY,	15
DOOR LOCK,	41	ELEVATOR CABLE,	77
DOOR LOCK,	41A	ELEVATOR CONTROL SYSTEM,	77
DOOR LOCK,	42	ELEVATOR CONTROL TUBE,	74
DOOR LOCK,	42A	ELEVATOR CONTROL TUBE,	74A
DOOR PANEL-BAGGAGE,	47	ELEVATOR HINGE-INBOARD,	14
DOOR PANEL-BAGGAGE,	47A	ELEVATOR HINGE-INBOARD,	15
DOOR PANEL-BAGGAGE,	47B	ELEVATOR HINGE-OUTBOARD,	14
DOOR POST COVER-BAGGAGE,	47	ELEVATOR HINGE-OUTBOARD,	15
DOOR POST COVER-BAGGAGE,	47A	ELEVATOR HINGE,	14
DOOR POST COVER-BAGGAGE,	47B	ELEVATOR HINGE,	15
DOOR POST SHIELD,	47	ELEVATOR HINGE,	15
DOOR POST SHIELD,	47A	ELEVATOR PUSH-PULL TUBE,	77
DOOR POST SHIELD,	47B	ELEVATOR TAB STOP BLOCK,	78
DOOR PULL,	46	ELEVATOR TRIM ACTUATOR,	78
DOOR SILL-BAGGAGE,	25	ELEVATOR TRIM CONTROL SYSTEM,	78
DOOR SILL-BAGGAGE,	44	ELEVATOR TRIM TAB,	15
DOOR STOP,	41	EMBLEM CONTROL WHEEL,	74
DOOR STOP,	41A	EMBLEM CONTROL WHEEL,	74A
DOOR STOP,	42	EMBLEMS,	2
DOOR STOP,	42A	EMBLEMS,	2A
DOOR WEDGE,	16	ENGINE ASSEMBLY-CONTINENTAL,	63
DOOR WEDGE,	41	ENGINE BAFFLES INSTALLATION,	66
DOOR WEDGE,	41A	ENGINE COMPONENTS & ACCESSORIES,	63A
DOOR WEDGE,	42	ENGINE COWL ASSEMBLY,	61
DOOR WEDGE,	42A	ENGINE COWL ASSEMBLY,	61A
DOOR WINDOW,	41	ENGINE DRIVEN VACUUM SYSTEM INST	87
DOOR WINDOW,	41A	ENGINE INSTALLATION,	62
DOOR-AIR VENT,	17		
DOOR-AIR VENT,	69		
DOOR-COWL ACCESS,	61		



ALPHABETICAL INDEX

NOMENCLATURE	FIGURE	NOMENCLATURE	FIGURE
E (cont)		F (cont)	
ENGINE MOUNT,	63	FINISH & TRIM PLATE,	16
ENGINE PRIMER,	54	FIRE EXTINGUISHER,	56
ENGINE SHOCK MOUNT,	63	FIREWALL,	21
ENGINE,	63	FIREWALL	21A
EQUIPMENT INST-ELECTRICAL,	90	FIREWALL	21B
EQUIPMENT INST-FUSELAGE,	56	FIREWALL COVER,	45
EQUIPMENT INST-INSTRUMENT PANEL,	53	FIREWALL COVER,	45A
EQUIPMENT INST-INSTRUMENT PANEL,	53A	FIREWALL COVER	45B
EQUIPMENT INST-INSTRUMENT PANEL,	53C	FIREWALL GROMMETS INSTALLATION,	22
EQUIPMENT INST-INSTRUMENT PANEL,	53E	FIREWALL UPHOLSTERY,	45
EQUIPMENT INST-INSTRUMENT PANEL,	53G	FIREWALL UPHOLSTERY,	45A
EQUIPMENT INST-INSTRUMENT PANEL,	53J	FIREWALL UPHOLSTERY,	45B
EQUIPMENT INST-INSTRUMENT PANEL,	53L	FITTING-FRONT SPAR STRUT,	6
EQUIPMENT INST-INSTRUMENT PANEL,	53N	FITTING-LUBRICATOR,	35
EQUIPMENT INST-INSTRUMENT PANEL,	53O	FITTING-NOSE GEAR LOWER,	17
ESCUTCHEON-DOOR HANDLE,	41	FITTING-NOSE GEAR UPPER,	17
ESCUTCHEON-DOOR HANDLE,	42	FITTING-SAFETY BELT,	16
ESCUTCHEON-INSTRUMENT PANEL,	65	FITTING-SAFETY BELT,	51A
EXHAUST COLLECTOR,	65	FITTING-SPAR AFT,	24
EXHAUST HEAT DEFLECTOR,	63	FITTING-WING STRUT,	11
EXHAUST STACKS,	65	FLAP ACTUATOR MOTOR,	79
EXTENDED RANGE FUEL TANK,	8	FLAP ACTUATOR TRANSMISSION,	79
EXTENDED RANGE WING-COMplete,	3	FLAP CABLE,	79
EXTERNAL POWER DOOR,	90	FLAP CONTROL TUBE,	79
EXTERNAL POWER RECEPTACLE,	90	FLAP CONTROLS DETAIL INST.	79A
EXTINGUISHER-FIRE,	56	FLAP CONTROLS DETAIL INST.	79B
EYEBOLT-HOISTING,	56	FLAP INDICATOR,	53
EYEBOLT-MOORING,	31	FLAP INDICATOR,	79
EYEBOLT-TIE DOWN,	56	FLAP INSTALLATION-WING,	10
F		FLAP MOTOR HINGE,	79
FACEPLATE-NAVOMATIC FLIGHT CONT.	53	FLAP POSITION TRANSMITTER ARM,	79
FAIRING-AFT-WING TO FUSELAGE,	3	FLAP POSITION TRANSMITTER,	79
FAIRING-DORSAL FIN,	12	FLAP PUSH-PULL ROD,	10
FAIRING-DORSAL FIN,	12A	FLAP SWITCH,	53
FAIRING-DORSAL FIN,	12B	FLAP SWITCH,	79
FAIRING-FIN TO FUSELAGE AFT,	12	FLAP SWITCH,	79A
FAIRING-FIN TO FUSELAGE AFT,	12A	FLAP SWITCH,	79B
FAIRING-FIN TO FUSELAGE AFT,	12B	FLAP SYSTEM INSTALLATION-ELECTRIC,	79
FAIRING-LANDING GEAR,	39	FLAP TRANSMISSION & MOTOR,	79
FAIRING-LOWER STRUT,	11	FLAP-COWL,	61
FAIRING-MAIN GEAR,	39	FLAP-COWL,	61A
FAIRING-NOSE GEAR,	33	FLAP-WING,	10
FAIRING-STABILIZER LEADING EDGE,	14	FLASHER-NAVIGATION LIGHT,	55
FAIRING-STABILIZER,	14	FLASHER-NAVIGATION LIGHT,	90
FAIRING-UPPER STRUT,	11	FLASHING BEACON,	92A
FAIRING-WING TO FUSELAGE,	3	FLOATING INSTRUMENT PANEL COVER,	53
FERRULE-AXLE BOLT,	33	FLOORBOARD-AFT CABIN,	25
FIBERGLASS SOUNDPROOFING,	47C	FLOORBOARD-CENTER,	25
FILLER VALVE-OXYGEN,	89	FLOORBOARD-FRONT,	17
FILLER VALVE-OXYGEN,	89A	FORK & BARREL ASSEMBLY-NOSE GEAR,	35
FILLET-WING TO FUSELAGE,	3	FORWARD CABIN SIDE PANEL,	47
FILLET-WING TO FUSELAGE,	16	FORWARD CABIN SIDE PANEL,	47A
FILTER-CARBURETOR AIR,	63	FORWARD CABIN SIDE PANEL,	47B
FILTER-CARBURETOR AIR,	63A	FORWARD CABIN TOP,	23
FILTER-OIL,	86	FORWARD CARPET,	47
FIN TIP,	12	FORWARD CARPET,	47A
FIN TIP,	12A	FORWARD FUSELAGE SPAR,	18
FIN TIP,	12B	FRAME-WINDOW,	41
FIN TIP,	92	FRONT DOORPOST BULKHEAD,	18
FIN,	12	FRONT FLOORBOARD,	17
FIN,	12A	FRONT SEAT INSTALLATION,	48
FIN,	12B	FRONT SEAT INSTALLATION,	49
FINISH & TRIM PLATE,	2	FRONT SEAT INSTALLATION,	49A
FINISH & TRIM PLATE,	2A	FRONT SEAT INSTALLATION,	49B
		FRONT SEAT INSTALLATION,	49C
		FRONT SEAT INSTALLATION-ADJ.	50
		FRONT SEAT INSTALLATION-ADJ.	51A
		FRONT SEAT INSTALLATION-ADJ.	51D



ALPHABETICAL INDEX

NOMENCLATURE	FIGURE	NOMENCLATURE	FIGURE
F (cont)		G	
FRONT SEAT INSTALLATION-ADJ.	51E	GAGE-CARBURETOR AIR TEMPERATURE,	53
FRONT SEAT INSTALLATION-ADJ.	51F	GAGE-CARBURETOR AIR TEMPERATURE,	53A
FRONT SEAT INSTALLATION-POWER,	51B	GAGE-CARBURETOR AIR TEMPERATURE,	53C
FRONT SECTION TUNNEL COMPONENTS,	20	GAGE-CARBURETOR AIR TEMPERATURE,	53E
FRONT SECTION-FUSELAGE,	17	GAGE-CARBURETOR AIR TEMPERATURE,	53G
FRONT SECTION-FUSELAGE	17A	GAGE-CARBURETOR AIR TEMPERATURE,	53J
FRONT SPAR BLOCK,	18	GAGE-CARBURETOR AIR TEMPERATURE,	53L
FRONT SPAR BLOCK,	56	GAGE-CYLINDER HEAD TEMPERATURE,	53
FRONT SPAR STRUT FITTING,	6	GAGE-CYLINDER HEAD TEMPERATURE,	53A
FRONT SPAR-WING,	6	GAGE-CYLINDER HEAD TEMPERATURE,	53C
FUEL CAP & ADAPTER,	8	GAGE-CYLINDER HEAD TEMPERATURE,	53E
FUEL GAGE,	53	GAGE-CYLINDER HEAD TEMPERATURE,	53G
FUEL GAGE,	53A	GAGE-CYLINDER HEAD TEMPERATURE,	53J
FUEL GAGE,	53C	GAGE-CYLINDER HEAD TEMPERATURE,	53L
FUEL GAGE,	53E	GAGE-FUEL,	53
FUEL GAGE,	53G	GAGE-FUEL,	53A
FUEL GAGE,	53J	GAGE-FUEL,	53C
FUEL GAGE,	53L	GAGE-FUEL,	53E
FUEL PRIMER SYSTEM INSTALLATION,	84	GAGE-FUEL,	53G
FUEL SELECTOR VALVE GEAR ASSEMBLY,	82	GAGE-FUEL,	53J
FUEL SELECTOR VALVE GEAR ASSEMBLY,	82A	GAGE-FUEL,	53L
FUEL SELECTOR VALVE HANDLE,	82	GAGE-MANIFOLD PRESSURE,	53
FUEL SELECTOR VALVE HANDLE,	82A	GAGE-MANIFOLD PRESSURE,	53A
FUEL SELECTOR VALVE PLACARD,	2	GAGE-MANIFOLD PRESSURE,	53C
FUEL SELECTOR VALVE PLACARD,	2A	GAGE-MANIFOLD PRESSURE,	53E
FUEL SELECTOR VALVE PLACARD,	82	GAGE-MANIFOLD PRESSURE,	53G
FUEL SELECTOR VALVE PLACARD,	82A	GAGE-MANIFOLD PRESSURE,	53J
FUEL SELECTOR VALVE,	82	GAGE-MANIFOLD PRESSURE,	53L
FUEL SELECTOR VALVE,	82A	GAGE-OIL PRESSURE,	53
FUEL STRAINER BODY,	82	GAGE-OIL PRESSURE,	53A
FUEL STRAINER BODY,	84A	GAGE-OIL PRESSURE,	53C
FUEL STRAINER DRAIN CONTROL,	53A	GAGE-OIL PRESSURE,	53E
FUEL STRAINER DRAIN CONTROL,	54	GAGE-OIL PRESSURE,	53G
FUEL STRAINER DRAIN CONTROL,	83	GAGE-OIL PRESSURE,	53J
FUEL STRAINER,	82	GAGE-OIL PRESSURE,	53L
FUEL STRAINER,	83	GAGE-OIL PRESSURE,	86
FUEL STRAINER,	84A	GAGE-OIL TEMPERATURE,	53
FUEL SYSTEM INSTALLATION,	82	GAGE-OIL TEMPERATURE,	53A
FUEL SYSTEM INSTALLATION,	82A	GAGE-OIL TEMPERATURE,	53C
FUEL TANK DRAIN ADAPTER,	8	GAGE-OIL TEMPERATURE,	53E
FUEL TANK DRAIN PLUG,	8	GAGE-OIL TEMPERATURE,	53G
FUEL TANK DRAIN VALVE INST.,	8A	GAGE-OIL TEMPERATURE,	53J
FUEL TANK STRAINER,	8	GAGE-OIL TEMPERATURE,	53L
FUEL TANK VENT LINE,	82	GAGE-OIL TEMPERATURE,	86
FUEL TANK VENT LINE,	82A	GAGE-OUTSIDE AIR TEMPERATURE,	56
FUEL TANK-EXTENDED RANGE,	8	GAGE-OXYGEN PRESSURE,	89B
FUEL TANK,	8	GAGE-OXYGEN PRESSURE,	89C
FUEL TRANSMITTER GASKET,	8	GAGE-OXYGEN PRESSURE,	89A
FUEL TRANSMITTER & FLOAT,	8	GAGE-SUCTION,	53
FUEL VENT CARRY THRU LINE,	82	GAGE-SUCTION,	53A
FUEL VENT CARRY THRU LINE,	82A	GAGE-SUCTION,	53C
FUEL VENT VALVE,	8	GAGE-SUCTION,	53E
FULL FLOW OIL FILTER,	86	GAGE-SUCTION,	53G
FUSE HOLDER,	90	GAGE-SUCTION,	53J
FUSELAGE AFT TAILCONE,	31	GAGE-SUCTION,	53L
FUSELAGE AFT TAILCONE,	31A	GAGE-SUCTION,	87
FUSELAGE ASSEMBLY,	16	GAS CAP,	8
FUSELAGE BAGGAGE DOOR INST.,	44	GAS GAGE,	53
FUSELAGE CENTER SECTION,	23	GAS GAGE,	53A
FUSELAGE CENTER SECTION,	23A	GAS GAGE,	53C
FUSELAGE EQUIPMENT INSTALLATION,	56	GAS GAGE,	53E
FUSELAGE FRONT SECTION,	17	GAS-GAGE,	53G
FUSELAGE FRONT SECTION,	17A	GAS GAGE,	53J
FUSELAGE INSIGNIA,	2	GAS GAGE,	53L
FUSELAGE TAILCONE,	29	GAS TANK,	8
FUSELAGE TAILCONE,	29A	GASKET-CARBURETOR AIR BOX,	63
FUSELAGE TAILCONE,	29B	GASKET-CARBURETOR AIR BOX,	63B

ALPHABETICAL INDEX

NOMENCLATURE	FIGURE	NOMENCLATURE	FIGURE
G (cont)		H (cont)	
GASKET-FUEL TRANSMITTER,	8	HEADLINER,	45
GEAR ASSEMBLY-SELECTOR VALVE,	82	HEADLINER,	45A
GENERATOR BLAST TUBE,	63	HEADLINER,	45B
GLASS-DOOR WINDOW,	41	HEADLINER RETAINER,	23
GLASS-DOOR WINDOW,	42	HEADLINER RETAINER,	28A
GLASS-SIDE WINDOW,	23	HEADREST,	49
GLASS-WINDOW REAR,	28	HEADREST,	49A
GLIDER TOW HOOK,	56	HEADREST,	50
GLOVE BOX DOOR,	55	HEADREST,	52
GLOVE BOX,	55	HEADREST,	51A
GOODYEAR NOSE WHEEL,	36	HEADREST,	51D
GOVERNOR ASSEMBLY-PROPELLER,	64	HEADREST,	52A
GOVERNOR ASSEMBLY-PROPELLER,	64A	HEAT CONTROL-CABIN,	53
GOVERNOR ASSEMBLY-PROPELLER,	64B	HEAT CONTROL-CABIN,	53A
GOVERNOR ASSEMBLY-PROPELLER,	64C	HEAT CONTROL-CABIN,	53C
GREASE SEAL-NOSE WHEEL,	37	HEAT CONTROL-CABIN,	53E
GREASE SEAL-NOSE WHEEL,	37A	HEAT CONTROL-CABIN,	53G
GREASE SEAL-NOSE WHEEL,	37B	HEAT CONTROL-CABIN,	53J
GROMMET-ASBESTOS,	22	HEAT CONTROL-CABIN,	53L
GROMMET-FIREWALL,	22	HEAT CONTROL-CARBURETOR,	53
GYRO-DIRECTIONAL,	53	HEAT CONTROL-CARBURETOR,	53A
GYRO-DIRECTIONAL,	53A	HEAT CONTROL-CARBURETOR,	53C
GYRO-DIRECTIONAL,	53C	HEAT CONTROL-CARBURETOR,	53E
GYRO-DIRECTIONAL,	53E	HEAT CONTROL-CARBURETOR,	53G
GYRO-DIRECTIONAL,	53G	HEAT CONTROL-CARBURETOR,	53J
GYRO-DIRECTIONAL,	53J	HEAT CONTROL-CARBURETOR,	53L
GYRO-DIRECTIONAL,	53L	HEAT CONTROL-CARBURETOR,	62
GYRO-DIRECTIONAL,	87	HEATED PITOT INSTALLATION,	81
GYRO-DIRECTIONAL,	88	HEATER DUCT,	17
GYRO-DIRECTIONAL,	88A	HEATER HOSE,	63
GYRO-DIRECTIONAL,	88B	HEATER-PITOT,	81
GYRO-DIRECTIONAL,	88C	HEATING & DEFROSTING SYSTEM,	70
GYRO-HORIZONTAL,	53	HINGE-AILERON,	9
GYRO-HORIZONTAL,	53A	HINGE-BAGGAGE DOOR,	44
GYRO-HORIZONTAL,	53C	HINGE-DOOR STOP,	41
GYRO-HORIZONTAL,	53E	HINGE-DOOR STOP,	42
GYRO-HORIZONTAL,	53G	HINGE-ELEVATOR,	14
GYRO-HORIZONTAL,	53J	HINGE-ELEVATOR,	15
GYRO-HORIZONTAL,	53L	HINGE-FLAP MOTOR,	79
GYRO-HORIZONTAL,	87	HINGE-HALF-TRIM TAB,	15
GYRO-HORIZONTAL,	88	HINGE-MAP CASE,	55
GYRO-HORIZONTAL,	88A	HINGE-OIL DOOR,	61
GYRO-HORIZONTAL,	88B	HINGE-WINDOW,	41
GYRO-HORIZONTAL,	88C	HOISTING EYEBOLT,	56
GYRO-PICTORIAL,	53	HOOK-COAT HANGER,	45
		HOOK-COAT HANGER,	45A
		HOOK-GLIDER TOW,	56
		HORIZONTAL GYRO,	87
		HORIZONTAL GYRO,	88
		HORIZONTAL GYRO,	88A
		HORIZONTAL GYRO,	88B
		HORIZONTAL GYRO,	88C
		HORN-STALL WARNING,	55
		HORN-STALL WARNING,	90
		HORN-TRIM TAB,	15
		HOUSING-BRAKE,	40
		HOW TO USE CATALOG	PAGE I
		HUB CAP,	39
		HUB CAP,	39A
			I
		IGNITION SWITCH,	54
		INDEX-NUMERICAL	PAGE 217
H			
HANDLE-FUEL SELECTOR VALVE,	82		
HANDLE-FUEL SELECTOR VALVE,	82A		
HANDLE-INSIDE DOOR,	41		
HANDLE-INSIDE DOOR,	42		
HANDLE-LATCH-CABIN DOOR,	43		
HANDLE-PARKING BRAKE,	71		
HANDLE-PARKING BRAKE,	71A		
HANDLE-SEAT,	48		
HANDLE-SEAT,	49		
HANDLE-SEAT,	49A		
HANDLE-SEAT,	50		
HANDLE-SEAT,	51		
HANDLE-SEAT,	51A		
HANGER HOOK-COAT,	45		
HANGER HOOK-COAT,	45A		
HARNES-shoulder,	56		
HARTZELL PROPELLER,	60		

ALPHABETICAL INDEX

NOMENCLATURE	FIGURE	NOMENCLATURE	FIGURE
(cont)		(cont)	
IGNITION SWITCH KIT,	54	INDICATOR-VERTICAL SPEED	53J
INDICATOR LIGHT-VACUUM,	53	INDICATOR-VERTICAL SPEED	53L
INDICATOR-AIRSPEED,	53	INDICATOR-VERTICAL SPEED	53N
INDICATOR-AIRSPEED,	53A	INDICATOR-VERTICAL SPEED	53Q
INDICATOR-AIRSPEED,	53C	INDICATOR-VERTICAL SPEED,	81
INDICATOR-AIRSPEED,	53E	INFLATION VALVE-TUBELESS TIRE,	56
INDICATOR-AIR SPEED,	53G	INLET ASSEMBLY-AIR VENT,	17
INDICATOR-AIRSPEED	53J	INSIGNIA-FUSELAGE,	2
INDICATOR-AIRSPEED	53L	INSIGNIA-FUSELAGE,	2A
INDICATOR-AIRSPEED	53N	INSIGNIAS,	2
INDICATOR-AIRSPEED	53Q	INSIGNIAS,	2A
INDICATOR-AIRSPEED,	81	INSTRUMENT CLUSTER,	53
INDICATOR-DIRECTIONAL GYRO,	53	INSTRUMENT CLUSTER,	53A
INDICATOR-DIRECTIONAL GYRO,	53A	INSTRUMENT CLUSTER,	53C
INDICATOR-DIRECTIONAL GYRO,	53C	INSTRUMENT CLUSTER,	53E
INDICATOR-DIRECTIONAL GYRO,	53E	INSTRUMENT CLUSTER	53G
INDICATOR-DIRECTIONAL GYRO	53G	INSTRUMENT CLUSTER	53J
INDICATOR-DIRECTIONAL GYRO	53J	INSTRUMENT CLUSTER	53L
INDICATOR-DIRECTIONAL GYRO	53L	INSTRUMENT CLUSTER	53N
INDICATOR-DIRECTIONAL GYRO	53N	INSTRUMENT CLUSTER	53Q
INDICATOR-DIRECTIONAL GYRO	53Q	INSTRUMENT PANEL COVER,	53
INDICATOR-DIRECTIONAL GYRO,	88	INSTRUMENT PANEL COVER,	53A
INDICATOR-DIRECTIONAL GYRO,	88A	INSTRUMENT PANEL COVER,	53C
INDICATOR-DIRECTIONAL GYRO,	88B	INSTRUMENT PANEL COVER,	53E
INDICATOR-ECONOMY POWER,	53A	INSTRUMENT PANEL COVER	53G
INDICATOR-ECONOMY POWER,	53C	INSTRUMENT PANEL COVER	53J
INDICATOR-ECONOMY POWER,	53E	INSTRUMENT PANEL COVER	53L
INDICATOR-ECONOMY POWER,	53G	INSTRUMENT PANEL COVER	53N
INDICATOR-ECONOMY POWER,	53J	INSTRUMENT PANEL COVER	53Q
INDICATOR-ECONOMY POWER,	53L	INSTRUMENT PANEL EQUIPMENT INST.	53
INDICATOR-ECONOMY POWER,	53N	INSTRUMENT PANEL EQUIPMENT INST.	53A
INDICATOR-ECONOMY POWER,	53Q	INSTRUMENT PANEL EQUIPMENT INST.	53C
INDICATOR-FLAP,	53	INSTRUMENT PANEL EQUIPMENT INST.	53E
INDICATOR-FLAP,	53A	INSTRUMENT PANEL EQUIPMENT INST.	53G
INDICATOR-FLAP,	53C	INSTRUMENT PANEL EQUIPMENT INST.	53J
INDICATOR-FLAP,	79	INSTRUMENT PANEL EQUIPMENT INST.	53L
INDICATOR-GYRO HORIZON,	53	INSTRUMENT PANEL EQUIPMENT INST.	53N
INDICATOR-GYRO HORIZON,	53A	INSTRUMENT PANEL EQUIPMENT INST.	53Q
INDICATOR-GYRO HORIZON,	53C	INSTRUMENT PANEL LIGHT COVER,	91
INDICATOR-GYRO HORIZON,	53E	INSTRUMENT PANEL LIGHT INST.	91
INDICATOR-GYRO HORIZON,	53G	INSTRUMENT PANEL POST LIGHTS,	53B
INDICATOR-GYRO HORIZON,	53J	INSTRUMENT PANEL POST LIGHTS,	53D
INDICATOR-GYRO HORIZON,	53L	INSTRUMENT PANEL POST LIGHTS,	53F
INDICATOR-GYRO HORIZON,	53N	INSTRUMENT PANEL POST LIGHTS	53H
INDICATOR-GYRO HORIZON,	53Q	INSTRUMENT PANEL POST LIGHTS	53K
INDICATOR-GYRO HORIZON	53G	INSTRUMENT PANEL POST LIGHTS	53M
INDICATOR-GYRO HORIZON	53J	INSTRUMENT PANEL POST LIGHTS	53P
INDICATOR-GYRO HORIZON	53L	INSTRUMENT PANEL POST LIGHTS	53R
INDICATOR-GYRO HORIZON	53N	INVERTER-WING LEVELER,	76B
INDICATOR-GYRO HORIZON	53Q		
INDICATOR-GYRO HORIZON,	88	J	
INDICATOR-GYRO HORIZON,	88A	JACK POINT-MAIN GEAR,	56
INDICATOR-GYRO HORIZON,	88B	JACK-MICROPHONE,	54
INDICATOR-STABILIZER TRIM,	75	JAMB-BAGGAGE DOOR,	23
INDICATOR-TURN & BANK,	53	JAMB-CABIN DOOR,	18
INDICATOR-TURN & BANK,	53A		
INDICATOR-TURN & BANK,	53C	K	
INDICATOR-TURN & BANK,	53E	KITS-ACCESSORY-SEE KITS CATALOG.	
INDICATOR-TURN & BANK,	53G	KNOB-CABIN VENT,	69
INDICATOR-TURN & BANK,	53J	KNOB-CABIN VENT,	69A
INDICATOR-TURN & BANK,	53L	KNOB-CIGAR LIGHTER,	53
INDICATOR-TURN & BANK,	53N	KNOB-CIGAR LIGHTER,	53A
INDICATOR-TURN & BANK,	53Q		
INDICATOR-VERTICAL SPEED,	53		
INDICATOR-VERTICAL SPEED,	53A		
INDICATOR-VERTICAL SPEED,	53C		
INDICATOR-VERTICAL SPEED,	53E		
INDICATOR-VERTICAL SPEED	53G		

ALPHABETICAL INDEX

NOMENCLATURE	FIGURE	NOMENCLATURE	FIGURE
K (cont)		L (cont)	
KNOB-CIGAR LIGHTER,	53C	LIGHT INSTALLATION-INSTRUMENT,	53F
KNOB-CIGAR LIGHTER,	53E	LIGHT INSTALLATION-INSTRUMENT,	53H
KNOB-CIGAR LIGHTER	53G	LIGHT INSTALLATION-INSTRUMENT,	53K
KNOB-CIGAR LIGHTER	53J	LIGHT INSTALLATION-INSTRUMENT,	53M
KNOB-CIGAR LIGHTER	53L	LIGHT INSTALLATION-INSTRUMENT,	91
KNOB-COWL FLAP LEVER,	75	LIGHT INSTRUMENT PANEL,	91
KNOB-DEFROSTER VALVE ASSEMBLY,	70	LIGHT-LANDING,	3
KNOB-FLAP SWITCH,	53	LIGHT-POST,	53B
KNOB-FLAP SWITCH,	53A	LIGHT-POST,	53D
KNOB-FLAP SWITCH,	53C	LIGHT-POST,	53F
KNOB-FLAP SWITCH	53G	LIGHT-POST	53H
KNOB-FLAP SWITCH	53J	LIGHT-POST	53K
KNOB-FLAP SWITCH	53L	LIGHT-POST	53M
KNOB-FRONT SEAT LATCH,	50	LIGHT-TAIL,	32
KNOB-MAP CASE DOOR,	55	LIGHT-WING NAVIGATION,	3
KNOB-PRIMER,	54	LIGHTER-CIGAR,	53
KNOB-RHEOSTAT,	54	LIGHTER-CIGAR,	53A
KNOB-SCREW HANDLE ADJ FRONT SEAT,	51	LIGHTER-CIGAR,	53C
KNOB-SCREW HANDLE ADJ FRONT SEAT,	51A	LIGHTER-CIGAR,	53E
KNOB-SEAT LATCH HANDLE,	48	LIGHTER-CIGAR,	53G
KNOB-SEAT LATCH HANDLE,	49	LIGHTER-CIGAR,	53J
KNBS-SEE INDIVIDUAL APPLICATIONS.		LIGHTER-CIGAR,	53L
		LIMITATIONS PLACARD-OPERATIONAL,	2
L		LIMITATIONS PLACARD-OPERATIONAL,	2A
LAMP-DOME,	90	LIMITATIONS PLACARD-OPERATIONAL,	53
LAMP-FLASHING BEACON,	92A	LIMITATIONS PLACARD-OPERATIONAL,	55
LAMP-INSTRUMENT PANEL LIGHT,	91	LINE-BRAKE,	39
LAMP-NAVIGATION,	3	LINE-BRAKE	39A
LAMP-ROTATING BEACON,	92	LINE-BRAKE,	71
LAMP-TAIL LIGHT,	32	LINE-BRAKE,	71A
LANDING GEAR AXLE-MAIN,	39	LINE-CYLINDER PRIMER,	63
LANDING GEAR BULKHEAD,	26	LINE-FUEL,	82
LANDING GEAR BULKHEAD,	26A	LINE MANIFOLD PRESSURE,	62
LANDING GEAR FAIRING,	39	LINE-PRIMER,	62
LANDING GEAR FAIRING	39A	LINE-PRIMER,	82
LANDING GEAR INSTALLATION-MAIN,	39	LINE-VENT,	8
LANDING GEAR INSTALLATION-MAIN	39A	LINING-BRAKE,	40
LANDING GEAR SPRING-MAIN,	39	LINK DUAL CONTROLS,	72
LANDING GEAR SPRING,	39A	LINK-TORQUE LOWER,	35
LANDING LIGHT WINDOW,	3	LINK-TORQUE UPPER,	35
LANDING LIGHT,	3	LIST OF BULK ITEMS,	1
LARGE OIL COOLER INSTALLATION,	63	LOAD LIMIT PLACARD-BAGGAGE,	2
LATCH BOLT-DOOR,	43	LOAD LIMIT PLACARD-BAGGAGE,	2A
LATCH BOLT-DOOR,	43A	LOAD LIMIT PLACARD-BAGGAGE,	47
LATCH HANDLE-CABIN DOOR,	43	LOAD LIMIT PLACARD-BAGGAGE,	47A
LATCH HANDLE-CABIN DOOR,	43A	LOAD LIMIT PLACARD-BAGGAGE,	47B
LATCH PIN-ADJUSTABLE FRONT SEAT,	51	LOCK-BAGGAGE DOOR,	44
LATCH PLATE-SKYLARK WINDOW,	41	LOCK-CONTROL,	56
LATCH PLATE-WINDOW,	41	LOCK-DOOR,	41
LATCH-BAGGAGE DOOR,	44	LOCK-DOOR,	42
LATCH-CABIN DOOR,	43	LONG RANGE FUEL TANK,	8
LATCH-CABIN DOOR,	43A	LONG RANGE WING COMPLETE,	3
LATCH-REAR SEAT,	52	LOUVER-COWL,	61
LATCH-WINDOW,	41	LOUVER-COWL,	61A
LEADING EDGE FAIRING-STABILIZER,	14	LOWER CABIN SECTION,	25
LEADING EDGE-WING,	5	LOWER COWL,	61
LEADING EDGE-WING,	5A	LOWER COWL,	61A
LENS-TAIL LIGHT,	32	LOWER CUSHION,	50
LEVELER-WING	76B	LOWER NOSE CAP,	61
LEVER-COWL FLAP,	75	LOWER NOSE CAP,	61A
LIGHT-BROW	90A	LUBRICATION-FITTING,	35
LIGHT-DOME,	90		
LIGHT INSTALLATION-COURTESY,	93	M	
LIGHT INSTALLATION-INSTRUMENT,	53B	MAG SWITCH,	54
LIGHT INSTALLATION-INSTRUMENT,	53D	M.A.A. NAMEPLATE	16

ALPHABETICAL INDEX

NOMENCLATURE	FIGURE	NOMENCLATURE	FIGURE
M (cont)		N (cont)	
MAIN GEAR STEP,	39	NAVIGATION LIGHT FLASHER,	90
MAIN GEAR STEP,	39A	NAVIGATION LIGHT-WING,	3
MAIN GEAR WHEEL & BRAKE,	39	NAVOMATIC-SEE ELECTRONICS MANUAL	
MAIN GEAR WHEEL & BRAKE,	39A	NET-BAGGAGE,	47A
MAIN GEAR WHEEL & BRAKE,	40	NET-BAGGAGE,	47B
MAIN LANDING GEAR AXLE,	39	NOSE CAP-LOWER,	61
MAIN LANDING GEAR AXLE,	39A	NOSE CAP-LOWER,	61A
MAIN LANDING GEAR INSTALLATION,	39	NOSE CAP-UPPER,	61
MAIN LANDING GEAR INSTALLATION,	39A	NOSE CAP-UPPER,	61A
MAIN LANDING GEAR INSTALLATION,	39B	NOSE GEAR FORK & BARREL ASSEMBLY,	35
MAIN LANDING GEAR SPEED FAIRING,	39	NOSE GEAR INSTALLATION,	33
MAIN LANDING GEAR SPEED FAIRING,	39A	NOSE GEAR SHOCK STRUT,	35
MAIN LANDING GEAR SPRING,	39	NOSE GEAR SPEED FAIRING,	33
MAIN LANDING GEAR SPRING,	39A	NOSE GEAR STEERING BELLCRANK,	34
MANIFOLD PRESSURE GAGE,	53	NOSE GEAR STEERING BUNGEE,	34
MANIFOLD PRESSURE GAGE,	53A	NOSE GEAR STEERING SYSTEM,	34
MANIFOLD PRESSURE GAGE,	53C	NOSE GEAR-LOWER FITTING,	17
MANIFOLD PRESSURE GAGE,	53E	NOSE GEAR-UPPER FITTING,	17
MANIFOLD PRESSURE-GAGE,	53G	NOSE WHEEL GREASE SEAL,	37
MANIFOLD PRESSURE LINE,	62	NOSE WHEEL GREASE SEAL,	37A
MANIFOLD TEMPERATURE-GAGE,	53G	NOSE WHEEL GREASE SEAL,	37B
MANIFOLD PRESSURE GAGE,	53J	NOSE WHEEL GREASE SEAL RING,	37
MANIFOLD PRESSURE GAGE,	53L	NOSE WHEEL GREASE SEAL RING,	37A
MAP COMPARTMENT INSTALLATION,	55	NOSE WHEEL GREASE SEAL RING,	37B
MAP COMPARTMENT INSTALLATION,	55A	NOSE WHEEL-CLEVELAND,	37
MAP COMPARTMENT DOOR,	55	NOSE WHEEL-CLEVELAND,	37A
MASK-OXYGEN,	89	NOSE WHEEL-CLEVELAND,	37B
MASK-OXYGEN,	89A	NOSE WHEEL-GOODYEAR,	36
MASK-OXYGEN,	89B	NOZZLE-DEFROSTER,	17
MASTER CYLINDER BODY,	73	NOZZLE-DEFROSTER,	70
MASTER CYLINDER HOSE,	71	NUMERICAL INDEX	PAGE 392
MASTER CYLINDER HOSE,	71A		
MASTER CYLINDER PISTON,	73	O	
MASTER SWITCH KIT,	54	OIL COOLER-LARGE,	63
MCCAULEY PROPELLER,	59	OIL DILUTION INSTALLATION,	86
MCCAULEY PROPELLER,	59A	OIL DILUTION SWITCH,	86
MEDALLION,	53	OIL DOOR,	61
METERING PIN ASSEMBLY,	35	OIL DOOR,	61A
METERING PIN BASE,	35	OIL FILTER,	86
MICROPHONE JACK,	54	OIL PLACARD,	2
MIRROR-REAR VIEW,	57A	OIL PLACARD,	2A
MIRROR-REAR VIEW,	57B	OIL PLACARD,	55
MISCELLANEOUS BULK ITEMS,	1	OIL PRESSURE GAGE,	53
MIXTURE CONTROL,	53	OIL PRESSURE GAGE,	53A
MIXTURE CONTROL,	53A	OIL PRESSURE GAGE,	53C
MIXTURE CONTROL,	53C	OIL PRESSURE GAGE,	53E
MIXTURE CONTROL,	53E	OIL PRESSURE GAGE,	53G
MIXTURE CONTROL,	62	OIL PRESSURE GAGE,	53J
MOORING EYEBOLT,	31	OIL PRESSURE GAGE,	53L
MOORING EYEBOLT,	31A	OIL PRESSURE GAGE,	86
MOORING RING,	11	OIL PRESSURE HOSE,	63
MOTOR & TRANSMISSION-FLAP,	79	OIL PRESSURE HOSE,	86
MOTOR-FLAP ACTUATOR,	79	OIL RETURN HOSE,	87
MOULDING-AFT WINDOW,	45	OIL SEPARATOR,	87
MOULDING-AFT WINDOW,	45A	OIL SYSTEM INSTALLATION,	86
MOULDING-AFT WINDOW,	45B	OIL TEMPERATURE ADAPTER,	62
MOUNT-ENGINE,	63	OIL TEMPERATURE GAGE,	53
MUFFLER ASSEMBLY,	65	OIL TEMPERATURE GAGE,	53A
		OIL TEMPERATURE GAGE,	53C
		OIL TEMPERATURE GAGE,	53E
		OIL TEMPERATURE GAGE,	53G
		OIL TEMPERATURE GAGE,	53J
		OIL TEMPERATURE GAGE,	53L
		OIL TEMPERATURE GAGE,	86
		OPERATIONAL LIMITATIONS PLACARD,	2
N			
NAMEPLATES,	2		
NAMEPLATES,	2A		
NAMEPLATE-M.A.A.,	16		
NAVIGATION LIGHT BULB,	3		
NAVIGATION LIGHT FLASHER,	55		

ALPHABETICAL INDEX

NOMENCLATURE	FIGURE	NOMENCLATURE	FIGURE
R (cont)		R (cont)	
RATE OF CLIMB INDICATOR,	53A	ROTATING BEACON,	92
RATE OF CLIMB INDICATOR,	53C	ROTATING BEACON BULB,	92
RATE OF CLIMB INDICATOR,	53E	ROTOR-FUEL SELECTOR VALVE,	84
RATE OF CLIMB INDICATOR,	53G	RUDDER & BRAKE PEDALS,	72
RATE OF CLIMB INDICATOR,	53J	RUDDER BALANCE WEIGHT,	13
RATE OF CLIMB INDICATOR,	53L	RUDDER BAR ARM,	72
RATE OF CLIMB INDICATOR,	81	RUDDER BAR BEARING,	72
REAR DOORPOST BULKHEAD,	24	RUDDER BAR SHIELD,	47
REAR DOORPOST CHANNEL,	24	RUDDER BELLCRANK,	13
REAR DOORPOST,	23	RUDDER CABLE,	80
REAR SEAT INSTALLATION,	52	RUDDER CONTROL SYSTEM INSTALLATION,	80
REAR SEAT INSTALLATION,	52A	RUDDER PEDAL,	72
REAR SEAT INSTALLATION,	52B	RUDDER STOP,	80
REAR SEAT VENTS INSTALLATION,	69	RUDDER TRIM BUNGEE,	34
REAR SEAT VENTS INSTALLATION,	69A	RUDDER TRIM CHAIN,	80
REAR SPAR BLOCK,	56	RUDDER TRIM SPROCKET,	75
REAR SPAR-STABILIZER,	14	RUDDER TRIM WHEEL,	75
REAR SPAR-WING,	6	RUDDER-SWEPT,	13
REAR SPAR FUSELAGE,	24		
REAR VIEW MIRROR INSTALLATION,	57B	S	
REAR WINDOW CENTER PCST COVER,	45	SAFETY BELT,	48
REAR WINDOW CENTER PCST COVER,	45A	SAFETY BELT,	49
REAR WINDOW INSTALLATION,	28	SAFETY BELT,	49A
REAR WINDOW INSTALLATION,	28A	SAFETY BELT,	49B
RECEPTACLE-ASH,	47	SAFETY BELT,	49C
RECEPTACLE-ASH,	47A	SAFETY BELT,	50
RECEPTACLE-ASH,	47B	SAFETY BELT,	51A
RECEPTACLE-ASH,	51A	SAFETY BELT,	51B
RECEPTACLE-CURTAIN STORAGE,	45	SAFETY BELT,	52
RECEPTACLE-EXTERNAL POWER,	90	SAFETY BELT,	52A
RECLINER CAM-SEAT BACK,	51	SAFETY BELT,	52B
REGULATOR-VOLTAGE,	90	SAFETY BELT EXT-PORTABLE STRETCHER,	57
RELIEF VALVE-VACUUM,	87	SCOOPE-CABIN AIR VENT,	5
RELIEF VALVE-VACUUM,	88	SCRAPER-WHEEL FAIRING,	33
RELIEF VALVE-VACUUM,	88A	SCRAPER-WHEEL FAIRING,	39
RELIEF VALVE-VACUUM,	88B	SCRAPER-WHEEL FAIRING,	39A
RELIEF VALVE-VACUUM,	88C	SCREW-BLEEDER-BRAKE,	40
RETAINER ASSEMBLY-COMPASS CARD,	53	SCUFF PLATE-BAGGAGE DOOR,	47
RETAINER-ASH RECEIVER,	47	SCUFF PLATE-BAGGAGE DOOR,	47A
RETAINER-ASH RECEIVER,	47A	SCUFF PLATE-BAGGAGE DOOR,	47B
RETAINER-ASH RECEIVER,	47B	SEAL-BAFFLE,	66
RETAINER-CARPET,	47	SEAL-BEARING-MAIN WHEEL,	40
RETAINER-CARPET,	47A	SEAL-BLEEDER SCREW,	40
RETAINER-CARPET,	47B	SEAL-WINDOW,	23
RETAINER-DEFROST OUTLET,	45	SEAL-WINDOW,	41
RETAINER-DEFROST OUTLET,	45A	SEALANTS,	1
RETAINER-HEADLINER,	23	SEAT BELT,	48
RETAINER-HEADLINER,	28A	SEAT BELT,	49
RETAINER-HEADREST,	50	SEAT BELT,	49A
RETAINER-RADIO ACCESS COVER,	45	SEAT BELT,	49B
RETAINER-WINDOW,	28	SEAT BELT,	49C
RETAINER-WINDOW,	28A	SEAT BELT,	50
RHEOSTAT,	54	SEAT BELT,	51A
RING-GREASE SEAL-NOSE WHEEL,	37	SEAT BELT,	51B
RING-HOISTING,	56	SEAT BELT,	52
RING-MOORING,	11	SEAT BELT,	52A
RING-MOORING,	31	SEAT BELT,	52B
RING-MOORING,	31A	SEAT BOTTOM MECH INSTL-ADJUSTABLE,	51
RING-TIE DOWN,	56	SEAT BOTTOM MECH INSTL-ADJUSTABLE,	51A
ROD END-THROTTLE CONTROL,	62	SEAT INSTALLATION-ADJUSTABLE FRONT,	50
ROD-AILERON PUSH-PULL,	9	SEAT INSTALLATION-ADJUSTABLE FRONT,	51A
ROD-FLAP PUSH PULL,	10	SEAT INSTALLATION-AUXILIARY,	52B
ROLLER-SEAT,	48	SEAT INSTALLATION-AUXILIARY,	52C
ROLLER-SEAT,	49	SEAT INSTALLATION-FRONT,	48
ROLLER-SEAT,	49A	SEAT INSTALLATION-FRONT,	49
ROLLER-SEAT,	51A	SEAT INSTALLATION-FRONT,	49A
ROLLER-SEAT,	51C	SEAT INSTALLATION-FRONT,	49B
ROLLER-SEAT,	51A		

ALPHABETICAL INDEX

NOMENCLATURE	FIGURE	NOMENCLATURE	FIGURE
S (cont)		S (cont)	
SEAT INSTALLATION-FRONT,	49C	SPAR-OUTBOARD AUXILIARY,	6
SEAT INSTALLATION-FRONT,	51D	SPAR-REAR,	24
SEAT INSTALLATION-FRONT,	51E	SPAR-STABILIZER REAR,	14
SEAT INSTALLATION-POWER,	51B	SPAR-TRIM TAB,	15
SEAT INSTALLATION-REAR,	52	SPAR-WING FRONT,	6
SEAT INSTALLATION-REAR,	52A	SPAR-WING FRONT,	6A
SEAT INSTALLATION-REAR,	52B	SPAR-WING REAR,	6
SEAT RAIL,	25	SPAR-WING REAR,	6A
SEAT ROLLER,	48	SPEAKER, SEE CESSNA ELEC MANUAL	
SEAT ROLLER,	49	SPEED FAIRING INSTL-MAIN GEAR,	39
SEAT ROLLER,	49A	SPEED FAIRING INSTL-MAIN GEAR,	39A
SEAT ROLLER,	51A	SPEED FAIRING-H/D MAIN WHEEL,	39
SEAT ROLLER,	51C	SPEED FAIRING-H/D MAIN WHEEL,	39A
SELECTOR VALVE ASSEMBLY-FUEL,	82	SPEED FAIRING-NOSE GEAR,	33
SELECTOR VALVE ASSEMBLY-FUEL,	82A	SPINNER,	58
SENSITIVE ALTIMETER,	53	SPINNER,	58A
SEPARATOR-OIL,	87	SPRING-DOOR HANDLE,	41
SERVO ASSY-WING LEVELER,	76B	SPRING-DOOR HANDLE,	42
SHAFT-TACHOMETER,	53	SPRING-DOOR LATCH,	43
SHAFT-TACHOMETER,	53A	SPRING-DOOR STOP,	41
SHAFT-TACHOMETER,	53C	SPRING-DOOR STOP,	42
SHAFT-TACHOMETER,	53E	SPRING-MAIN LANDING GEAR,	39
SHAFT-TACHOMETER,	53G	SPRING-MAIN LANDING GEAR,	39A
SHAFT-TACHOMETER,	53J	SPROCKET-AILERON CONTROL,	74
SHAFT-TACHOMETER,	53L	SPROCKET-RUDDER TRIM,	75
SHELF-RADIO EQUIPMENT,	29	STABILIZER ABRASION BOOT,	14
SHIELD-CABIN AIR,	45	STABILIZER ABRASION BOOT,	14A
SHIELD-CABIN AIR,	45A	STABILIZER ASSEMBLY,	14
SHIELD-CABLE,	45	STABILIZER ASSEMBLY,	14A
SHIELD-CABLE,	45A	STABILIZER FAIRING,	14
SHIELD-FIREWALL GROMMET,	22	STABILIZER FAIRING,	14A
SHIELD-RUDDER BAR,	47	STABILIZER TRIM INDICATOR,	75
SHIELD-RUDDER BAR,	47A	STABILIZER TRIM WHEEL,	75
SHIELD-RUDDER BAR,	47B	STACKS-EXHAUST,	65
SHIM-MAIN LANDING GEAR,	39	STAINLESS STEEL CABLES,	76
SHIM-MAIN LANDING GEAR,	39A	STAINLESS STEEL CABLES,	76A
SHIMMY DAMPENER,	33	STAINLESS STEEL CABLES,	77
SHIMMY DAMPENER,	38	STAINLESS STEEL CABLES,	79
SHOCK MOUNT-ENGINE,	63	STAINLESS STEEL CABLES,	80
SHOCK MOUNT-INSTRUMENT PANEL,	53	STALL WARNING HORN BRACKET,	55
SHOCK MOUNT-INSTRUMENT PANEL,	53A	STALL WARNING HORN,	55
SHOCK MOUNT-INSTRUMENT PANEL,	53C	STALL WARNING HORN,	90
SHOCK MOUNT-INSTRUMENT PANEL,	53E	STALL WARNING WING UNIT,	3
SHOCK MOUNT-INSTRUMENT PANEL,	53G	STARTER CONTACTOR,	90
SHOCK MOUNT-INSTRUMENT PANEL,	53J	STARTER SWITCH KIT,	54
SHOCK MOUNT-INSTRUMENT PANEL,	53L	STARTING VIBRATOR,	90
SHOCK STRUT PLACARD,	2	STATIC SOURCE-ALTERNATE,	81
SHOCK STRUT PLACARD,	35	STATIC SOURCE SUMP,	81
SHOCK STRUT-NOSE GEAR,	35	STATIONARY INSTRUMENT PANEL,	17
SHOULDER HARNESS,	56	STEERING BELLCRANK-NOSE GEAR,	34
SILL-LOWER CABIN DOOR,	25	STEERING BOOT,	17
SILL-UPPER BAGGAGE DOOR,	23	STEERING SYSTEM-NOSE GEAR,	34
SILL-UPPER CABIN DOOR,	23	STEP TREAD,	39
SKINS & STRINGERS INST-WING,	7	STEP TREAD,	39A
SKINS & STRINGERS INST-WING,	7A	STEP-MAIN GEAR,	39
SKYLANE WINDOW LATCH PLATE,	41	STEP-MAIN GEAR,	39A
SOLENOID VALVE-OIL DILUTION,	86	STINGER ASSEMBLY,	32
SOUNDPROOFING INSTALLATION,	47C	STOP-CABIN DOOR,	41
SOUNDPROOFING INSTALLATION,	47D	STOP-CABIN DOOR,	42
SOUNDPROOFING INSTALLATION,	47E	STOP-DOOR,	41
SPACER-AXLE,	33	STOP-SEAT,	48
SPAR BLOCK-FRONT,	18	STOP-SEAT,	49
SPAR BLOCK-FRONT,	56	STOP-SEAT,	49A
SPAR BLOCK-REAR,	56	STOP-SEAT,	49B
SPAR-AILERON,	9	STOP-SEAT,	49C
SPAR-ELEVATOR,	15	STOP-SEAT,	50
SPAR-FLAP,	10	STOP-SEAT,	51A
SPAR-FORWARD FUSELAGE,	18	STOP-SEAT,	51B

ALPHABETICAL INDEX

NOMENCLATURE	FIGURE	NOMENCLATURE	FIGURE
S (cont)		T (cont)	
STRAINER BODY-FUEL,	83	TACHOMETER SHAFT	53J
STRAINER BODY-FUEL,	84A	TACHOMETER SHAFT	53L
STRAINER DRAIN CONTRCL,	53A	TAG-100 OCTANE,	8
STRAINER DRAIN CONTRCL,	53C	TAIL LIGHT,	32
STRAINER DRAIN CONTRCL,	54	TAILCONE ASSEMBLY-FUSELAGE,	29
STRAINER DRAIN CONTRCL,	83	TAILCONE ASSEMBLY-FUSELAGE,	29A
STRAINER-FUEL,	83	TAILCONE ASSEMBLY-FUSELAGE	29B
STRAINER-FUEL,	84A	TAILCONE-FUSELAGE AFT,	31
STRAINER-FUEL TANK FCWARD,	8	TAILCONE-FUSELAGE AFT,	31A
STRAP-ASSIST,	47	TANK-FUEL,	6
STRAP-ASSIST,	47A	TEMPERATURE GAGE-CYLINDER HEAD,	53
STRAP-ASSIST,	47B	TEMPERATURE GAGE-CYLINDER HEAD,	53A
STRAP-BATTERY GROUND,	90	TEMPERATURE GAGE-CYLINDER HEAD,	53C
STRETCHER INSTALLATION-PORTABLE,	57	TEMPERATURE GAGE-CYLINDER HEAD,	53E
STRIKE PLATE-BAGGAGE DOOR,	44	TEMPERATURE GAGE-CYLINDER HEAD	53G
STRINGERS & SKINS-WING,	7	TEMPERATURE GAGE-CYLINDER HEAD	53J
STRIP-WINDSHIELD CENTER,	27	TEMPERATURE GAGE-CYLINDER HEAD	53L
STROBE LIGHT	3	TEMPERATURE GAGE-OIL,	53
STRUCTURE ASSEMBLY-CCNSOLE,	75	TEMPERATURE GAGE-OIL,	53A
STRUCTURE ASSY-FUS FRONT SECT.	17	TEMPERATURE GAGE-OIL,	53C
STRUCTURE-CABIN DOOR,	41	TEMPERATURE GAGE-OIL,	53E
STRUCTURE-CABIN DOOR,	42	TEMPERATURE GAGE-OIL	53G
STRUCTURE-WING,	4	TEMPERATURE GAGE-OIL	53J
STRUCTURE-WING,	4A	TEMPERATURE GAGE-OIL	53L
STRUCTURE-WING,	4B	TEMPERATURE GAGE-OIL,	86
STRUT FAIRING,	11	TEMPERATURE GAGE-OUTSIDE AIR,	56
STRUT FITTING-FRONT SPAR,	6	TERMINALS-ELECTRICAL,	1
STRUT WING,	11	THERMOCOUPLE-ENGINE,	63
SUCTION GAGE,	53	THROTTLE CONTROL,	53
SUCTION GAGE,	53A	THROTTLE CONTROL,	53A
SUCTION GAGE,	53C	THROTTLE CONTROL,	53C
SUCTION GAGE,	53E	THROTTLE CONTROL,	53E
SUCTION GAGE	53G	THROTTLE CONTROL	53G
SUCTION GAGE	53J	THROTTLE CONTROL	53J
SUCTION GAGE	53L	THROTTLE CONTROL	53L
SUCTION GAGE,	87	THROTTLE CONTROL,	62
SUCTION GAGE,	88	TIARA ASSEMBLY,	45
SUCTION GAGE,	88A	TIARA ASSEMBLY,	45A
SUCTION GAGE,	88B	TIARA ASSEMBLY	45B
SUCTION GAGE	88C	TIE DOWN ASSEMBLY-CARGO,	56
SUMP-STATIC SOURCE,	81	TIE DOWN ASSEMBLY-CARGO,	47A
SUN VISOR,	56	TIE DOWN ASSEMBLY-CARGO,	47B
SUPPORT-ARM REST,	25	TIE DOWN EYEBOLT,	56
SUPPORT-ARM REST,	41	TIE DOWN EYEBOLT,	47A
SWITCH PANEL INSTALLATION,	54	TIE DOWN EYEBOLT,	47B
SWITCH-CONTROL WHEEL	74B	TIP-WING,	3
SWITCH-DOME LIGHT,	90	TIP-ELEVATOR,	15
SWITCHES INSTL-CONTRCL WHEEL	74C	TIP-FIN,	92
SWITCH-SEE INSTRUMENT PANEL	53	TIP-RUDDER,	13
SWITCH-UTILITY,	90	TIP-STABILIZER,	14
T		TIRE PRESSURE PLACARD,	2
TAB STOP BLOCK-ELEVATOR,	78	TIRE PRESSURE PLACARD,	2A
TACHOMETER,	53	TIRE PRESSURE PLACARD,	55
TACHOMETER,	53A	TIRE-TUBELESS,	36
TACHOMETER,	53C	TIRE-TUBELESS,	37
TACHOMETER,	53E	TIRE-TUBELESS,	40
TACHOMETER	53G	TIRE-TUBE TYPE,	40A
TACHOMETER	53J	TORQUE ARM-NOSE GEAR STEERING,	33
TACHOMETER	53L	TORQUE LINK,	35
TACHOMETER SHAFT,	53	TOW BAR,	56
TACHOMETER SHAFT,	53A	TOW HOOK-GLIDER,	56
TACHOMETER SHAFT,	53C	TRACK-CURTAIN,	45
TACHOMETER SHAFT,	53E	TRACK-CURTAIN,	45A
TACHOMETER-SHAFT	53G	TRANSMISSION & MOTOR ASSEMBLY-FLAP,	79
		TRANSMITTER & FLOAT-FUEL,	8
		TRANSMITTER ARM-FLAP POSITION,	79
		TRANSMITTER-CYLINDER HEAD TEMP,	63
		TRANSMITTER-FLAP,	79

ALPHABETICAL INDEX

NOMENCLATURE	FIGURE	NOMENCLATURE	FIGURE
T (cont)		V (cont)	
TRAY-ASH RECEIVER,	47	VACUUM LIGHTS TEST-PLACARD,	53
TRAY-ASH RECEIVER,	47A	VACUUM SYSTEM INSTALLATION,	87
TRAY-ASH RECEIVER,	47B	VACUUM SYSTEM INSTALLATION,	88
TRAY-ASH RECEIVER,	51A	VACUUM SYSTEM INSTALLATION,	88A
TREAD-STEP,	39	VACUUM SYSTEM INSTALLATION,	88B
TREAD-STEP,	39A	VACUUM SYSTEM INSTALLATION,	88C
TRIM BUNGEE-RUDDER,	34	VACUUM TEST SWITCH,	53
TRIM CONTROL POINTER,	75	VALVE ROTOR-FUEL SELECTOR,	84
TRIM CONTROL SYSTEM-ELEVATOR,	78	VALVE-CARBURETOR AIRBOX,	63
TRIM PLATE-SEAT BACK HANDLE,	50	VALVE-DEFROSTER,	17
TRIM TAB ACTUATOR BRACKET,	14	VALVE-DEFROSTER,	70
TRIM TAB-ELEVATOR,	15	VALVE-FUEL SELECTOR,	82
TRIM WHEEL RUDDER,	75	VALVE-FUEL SELECTOR,	82A
TRIM WHEEL-STABILIZER,	75	VALVE-OIL DILUTION SOLENOID,	86
TUBE & BEARING ASSY-AIL CONTROL,	74	VALVE-OXYGEN,	89
TUBE ASSEMBLY-AILERON CONTROL,	74	VALVE-OXYGEN,	89A
TUBE-AIR DUCT DRAIN,	69	VALVE-RELIEF,	87
TUBE-AXLE,	33	VALVE-RELIEF,	88
TUBE-BATTERY-DRAIN,	30	VALVE-RELIEF,	88A
TUBE-BREATHER LINE FORWARD,	63	VALVE-RELIEF,	88B
TUBE-ELEVATOR CONTROL,	74	VALVE-RELIEF,	88C
TUBE-ELEVATOR CONTROL,	74A	VALVE-SHOCK STRUT,	35
TUBE-ELEVATOR PUSH-PULL,	77	VALVE-TUBELESS TIRE INFLATION,	56
TUBE-FLAP-CONTROL,	79	VALVE-VENT,	8
TUBE-GENERATOR BLAST,	63	VALVE-WARM AIR,	70
TUBE-L SHAPED PITOT,	81	VENT CONTROL-AIR,	69
TUBE-POLYETHYLENE,	81	VENT CONTROL-AIR,	69A
TUBE-RUDDER BAR,	72	VENT LINE-FUEL,	8
TUBE SHOCK STRUT,	35	VENT VALVE FUEL,	8
TUBE TYPE TIRE,	43A	VENTILATION SYSTEM-CABIN,	69
TUBELESS TIRE INFLATION VALVE,	56	VENTILATION SYSTEM-CABIN,	69A
TUBELESS TIRE,	36	VERTICAL SPEED INDICATOR,	53
TUBELESS TIRE,	37	VERTICAL SPEED INDICATOR,	53A
TUBELESS TIRE,	40	VERTICAL SPEED INDICATOR,	53C
TUNNEL COMPONENTS-FRONT SECTION,	20	VERTICAL SPEED INDICATOR,	53E
TUNNEL-CARPET ASSEMBLY,	47	VERTICAL SPEED INDICATOR,	53G
TUNNEL-CARPET ASSEMBLY,	47A	VERTICAL SPEED INDICATOR,	53J
TURN & BANK INDICATOR,	53	VERTICAL SPEED INDICATOR,	53L
TURN & BANK INDICATOR,	53A	VERTICAL SPEED INDICATOR,	81
TURN & BANK INDICATOR,	53C	VERTICALLY ADJUSTABLE FRONT SEAT,	50
TURN & BANK INDICATOR,	53E	VERTICALLY ADJUSTABLE FRONT SEAT,	51A
TURN COORDINATOR,	53E	VIBRATOR-STARTING,	56
TURN COORDINATOR,	53G	VISOR-SUN,	56
TURN COORDINATOR,	53J	VOLTAGE REGULATOR,	90
TURN COORDINATOR,	53L		
TURN COORDINATOR,	76B	W	
U		WARM AIR VALVE,	70
UPHOLSTERY INSTALLATION-CABIN DOOR,	46	WARNING HORN-STALL,	55
UPHOLSTERY INST-CABIN TOP,	45	WARNING HORN-STALL,	90
UPHOLSTERY INST-CABIN TOP,	45A	WEATHERSTRIP-DOOR,	41
UPHOLSTERY INSTALLATION-CABIN TOP,	45B	WEATHERSTRIP-DOOR,	42
UPHOLSTERY INST-CABIN SIDE,	47	WEDGE-DOOR,	41
UPHOLSTERY INST-CABIN SIDE,	47A	WEDGE-DOOR,	42
UPHOLSTERY INST-CABIN SIDE,	47B	WEIGHT-AILERON BALANCE,	9
UPHOLSTERY-HOW TO ORDER	PAGE XII	WEIGHT-ELEVATOR BALANCE,	15
UTILITY SWITCH,	90	WEIGHT-PROPELLER BALANCE,	59
		WEIGHT-RUDDER BALANCE,	13
V		WHEEL & BRAKE-MAIN GEAR,	39
VACUUM INDICATOR LIGHT,	53	WHEEL & BRAKE-MAIN GEAR,	40
VACUUM LIGHTS TEST-PLACARD,	2	WHEEL BEARING CUP,	36
VACUUM LIGHTS TEST-PLACARD,	2A	WHEEL BEARING CUP,	36A
		WHEEL BEARING CUP,	36B
		WHEEL BEARING CUP,	37
		WHEEL BEARING CUP,	37A
		WHEEL BEARING CUP,	37B

ALPHABETICAL INDEX

NOMENCLATURE	FIGURE	NOMENCLATURE	FIGURE
W (cont)			
WHEEL BEARING CUP,	40		
WHEEL-CONTROL,	74		
WHEEL-CONTROL,	74A		
WHEEL-CONTROL,	89A		
WHEEL-NOSE GEAR GOODYEAR,	36		
WHEEL-NOSE GEAR CLEVELAND,	36A		
WHEEL-NOSE GEAR CLEVELAND,	37		
WHEEL-NOSE GEAR CLEVELAND,	37A		
WHEEL-NOSE GEAR CLEVELAND,	37B		
WHEEL-RUDDER TRIM,	75		
WHEEL-STABILIZER TRIM,	75		
WINDLACE-DOOR,	47		
WINDLACE-DOOR,	47A		
WINDLACE-DOOR,	47B		
WINDSHIELD CENTER STRIP COVER,	45		
WINDSHIELD CENTER STRIP COVER,	45A		
WINDOW FRAME COVER-SIDE,	45		
WINDOW FRAME COVER-SIDE,	45A		
WINDOW FRAME,	41		
WINDOW HINGE,	41		
WINDOW LATCH,	41		
WINDOW SEAL,	23		
WINDOW SEAL,	41		
WINDOW-DOOR,	41		
WINDOW-LANDING LIGHT,	3		
WINDOW-REAR,	28		
WINDOW-REAR,	28A		
WINDOW-SIDE,	23		
WINDOW-SIDE,	28A		
WINDSHIELD CENTER STRIP COVER,	45		
WINDSHIELD,	27		
WINDSHIELD,	27A		
WING FAIRING,	3		
WING FILLET-WING TO FUSELAGE,	16		
WING FLAP INSTALLATION,	10		
WING FLAPS SYSTEM,	79		
WING FRONT SPAR,	6		
WING LANDING LIGHT,	3		
WING LEADING EDGE,	5		
WING LEADING EDGE,	5A		
WING LEADING EDGE,	5B		
WING LEVELER INSTALLATION,	76B		
WING POSITION LIGHT DETECTOR,	3		
WING POSITION LIGHT FLASHER,	55		
WING POSITION LIGHT FLASHER,	90		
WING REAR SPAR,	6		
WING SKINS & STRINGERS,	7		
WING SKINS & STRINGERS,	7A		
WING SPAR ASSEMBLIES,	6A		
WING STRUCTURE,	4		
WING STRUCTURE,	4A		
WING STRUCTURE,	4B		
WING STRUT,	11		
WING TIP,	3		
WING UNIT-STALL WARNING,	3		
WING-COMPLETE,	3		
WINTERIZATION EQUIPMENT INST,	68		
WINTERIZATION EQUIPMENT INST,	68A		
WINTERIZATION EQUIPMENT INST,	68B		
WINTERIZATION PLACARD,	2		
WINTERIZATION PLACARD,	2A		
WINTERIZATION PLACARD,	68		
WINTERIZATION PLACARD,	68A		
WINTERIZATION PLACARD,	68B		



FIGURE AND INDEX NO.	PART NUMBER	DESCRIPTION	UNITS PER ASSY	USABLE ON CODE
1 -		MISCELLANEOUS BULK ITEMS		
- 1	C1-C2	CONLEY-WELD EPOXY BASE ADHESIVE.	AR	
- 2	EC880	ADHESIVE-SYNTHETIC RUBBER BASE OIL RESISTANT		
- 3	1024A-B	CEMENT PARTS A & B		
- 4	1007	PRIMER		
- 5	576.1	SEALANT-EXTRUDED PERMAGUM		
- 6	579.6	SEALANT-EXTRUDED ZINC CHROMATE		
- 7	S1078-1	SEALANT-SYNTHETIC RUBBER-FABRIC REINFORCED .06 THICK .50 WIDE		
- 8	S1078-2	SEALANT-SYNTHETIC RUBBER-FABRIC REINFORCED .12 THICK .50 WIDE		
- 9	S1078-3	SEALANT-SYNTHETIC RUBBER-FABRIC REINFORCED 2 MIL MYLAR TAPE BACKING. .06 THICK 1.50 WIDE		
-10	EC1239A-B	SEALANT-CATALYTIC		
-11	700	SEALANT-FIREWALL		
-12	EC776	ADHESIVE-GASKET FUEL RESISTANT SYNTHETIC RUBBER BASE.		
-13	550	SOUND DEADENER-LIQUID VIBRATION DAMPENER		
-14	MIL-P-8585	PRIMER-ZINC CHROMATE-GREEN		
-14A	EC1675A-B	SEALANT-CATALYTIC	1	
-14B	PR0890	SEALANT-CATALYTIC ALTERNATE FOR EC1675A-B	1	

FIGURE AND INDEX NO.	PART NUMBER	DESCRIPTION	UNITS PER ASSY	USABLE ON CODE	
		1 2 3 4 5 6 7			
1 -15	S51-4	HOSE-FUEL & OIL-1/4 ID	AVAILABLE BY THE FOOT -----	AR	
	S51-6	HOSE-FUEL & OIL-3/8 ID	AVAILABLE BY THE FOOT -----	AR	
	S51-8	HOSE-FUEL & OIL-1/2 ID	AVAILABLE BY THE FOOT -----	AR	
	S51-10	HOSE-FUEL & OIL-5/8 ID	AVAILABLE BY THE FOOT -----	AR	
	S51-12	HOSE-FUEL & OIL-3/4 ID	AVAILABLE BY THE FOOT -----	AR	
	S51-16	HOSE-FUEL & OIL-1.00 ID	AVAILABLE BY THE FOOT -----	AR	
	S51-32	HOSE-FUEL & OIL-2.00 ID	AVAILABLE BY THE FOOT -----	AR	
	-16	S202RB	CHANNEL-EXTRUDED BLACK	AVAILABLE BY THE FOOT -----	AR
		S202VW	CHANNEL-EXTRUDED WHITE	AVAILABLE BY THE FOOT -----	AR
	-17	S292-1	INSULATION SLEEVING-ELEC-.118 ID	AVAILABLE BY THE FOOT --	AR
S292-2		INSULATION SLEEVING-ELEC-.133 ID	AVAILABLE BY THE FOOT --	AR	
S292-3		INSULATION SLEEVING-ELEC-.148 ID	AVAILABLE BY THE FOOT --	AR	
S292-4		INSULATION SLEEVING-ELEC-.166 ID	AVAILABLE BY THE FOOT --	AR	
S292-5		INSULATION SLEEVING-ELEC-.186 ID	AVAILABLE BY THE FOOT --	AR	
S292-6		INSULATION SLEEVING-ELEC-.208 ID	AVAILABLE BY THE FOOT --	AR	
S292-8		INSULATION SLEEVING-ELEC-.263 ID	AVAILABLE BY THE FOOT --	AR	
S292-11		INSULATION SLEEVING-ELEC-5/16 ID	AVAILABLE BY THE FOOT --	AR	
S292-12		INSULATION SLEEVING-ELEC-3/8 ID	AVAILABLE BY THE FOOT ---	AR	
S292-14		INSULATION SLEEVING-ELEC-1/2 ID	AVAILABLE BY THE FOOT ---	AR	
S292-16		INSULATION SLEEVING-ELEC-3/4 ID	AVAILABLE BY THE FOOT ---	AR	
S292-28		INSULATION SLEEVING-ELEC-2-1/2 ID	AVAILABLE BY THE FOOT -	AR	
-18		S1026BG	CLAMP-WRAP TYPE AVAILABLE IN 100 FOOT ROLL	-----	AR
-19		S1053E7T	DUCT-FLEXIBLE-NEOPRENE IMPREGNATED	7/8 DIA -----	AR
		AVAILABLE IN 10 FOOT LENGTHS ONLY			
	S1053E8T	DUCT-FLEXIBLE-NEOPRENE IMPREGNATED	1.00 DIA -----	AR	
		AVAILABLE IN 10 FOOT LENGTHS ONLY			
	S1053E10T	DUCT-FLEXIBLE-NEOPRENE IMPREGNATED	1-1/4 DIA -----	AR	
	S1053K10T	DUCT-FLEXIBLE-SILICONE IMPREGNATED	1-1/4 DIA -----	AR	
		AVAILABLE IN 10 FOOT LENGTHS ONLY			
	S1053E12T	DUCT-FLEXIBLE-NEOPRENE IMPREGNATED	1-1 1/2 DIA -----	AR	
	S1053K12T	DUCT-FLEXIBLE-SILICONE IMPREGNATED	1-1/2 DIA -----	AR	
		AVAILABLE IN 10 FOOT LENGTHS ONLY			
	S1053E20T	DUCT-FLEXIBLE-NEOPRENE IMPREGNATED	2-1/2 DIA -----	AR	
	S1053K20T	DUCT-FLEXIBLE-SILICONE IMPREGNATED	2-1/2 DIA -----	AR	
		AVAILABLE IN 10 FOOT LENGTHS ONLY			
	S1053E24T	DUCT-FLEXIBLE-NEOPRENE IMPREGNATED	3.00 DIA -----	AR	
	S1053K24T	DUCT-FLEXIBLE-SILICONE IMPREGNATED	3.00 DIA -----	AR	
	S1053K24W	DUCT-FLEXIBLE-SILICONE IMPREGNATED	2 PLY 3.00 DIA ---	AR	
		AVAILABLE IN 10 FOOT LENGTHS ONLY			
	S1053E28T	DUCT-FLEXIBLE-NEOPRENE IMPREGNATED	3-1/2 DIA -----	AR	
	S1053K28W	DUCT-FLEXIBLE-SILICONE IMPREGNATED	2 PLY 3-1/2 DIA --	AR	
		AVAILABLE IN 10 FOOT LENGTHS ONLY			
S1053E32T	DUCT-FLEXIBLE-NEOPRENE IMPREGNATED	4.00 DIA -----	AR		
S1053K32T	DUCT-FLEXIBLE-SILICONE IMPREGNATED	4.00 DIA -----	AR		
	AVAILABLE IN 10 FOOT LENGTHS ONLY				
-20	S1047-1	SEAL-SPONGE RUBBER-1/4 THICK	AVAILABLE BY THE FOOT -----	AR	
	S1047-2	SEAL-SPONGE RUBBER-5/16 THICK	AVAILABLE BY THE FOOT -----	AR	
-21	S1055-1	CHANNEL-EXTRUDED RUBBER	AVAILABLE BY THE FOOT -----	AR	
-22	S1071-1	TUBE-POLYETHYLENE-1/4 DIA	AVAILABLE BY THE FOOT -----	AR	
	S1071-3	TUBE-POLYETHYLENE-3/8 DIA	AVAILABLE BY THE FOOT -----	AR	
	S1071-4	TUBE-POLYETHYLENE-1/2 DIA	AVAILABLE BY THE FOOT -----	AR	
	S1071-5	TUBE-POLYETHYLENE-5/8 DIA	AVAILABLE BY THE FOOT -----	AR	

CONTINUED ON NEXT PAGE

Bulk Items (Cont)

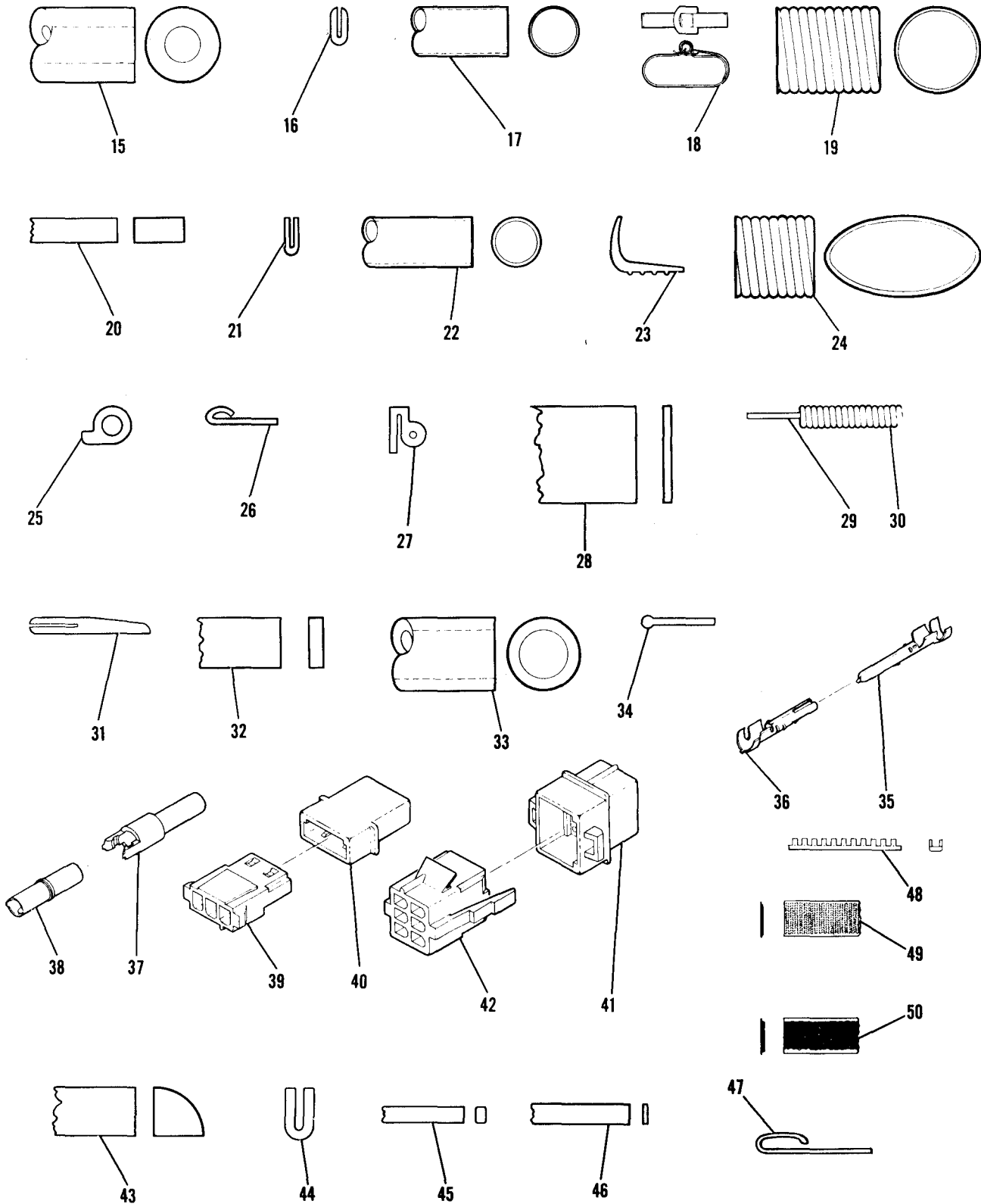


Figure 1. Miscellaneous Bulk Items

FIGURE AND INDEX NO.	PART NUMBER	DESCRIPTION	UNITS PER ASSY	USABLE ON CODE
		1 2 3 4 5 6 7		
1 -23	S1084-1	SEAL-EXTRUDED RUBBER AVAILABLE BY THE FOOT -----	AR	
-24	S1110ET	DUCT-OVAL-FLEXIBLE-NEOPRENE IMPREGNATED ----- AVAILABLE IN 10 FOOT LENGTHS ONLY	AR	
-25	S1346-1	SEAL-SPONGE RUBBER AVAILABLE IN 12 FT LENGTHS ONLY -----	AR	
-26	S1366-1	MOULDING-EXTRUDED PLASTIC-SAND AVAILABLE BY THE FOOT ----	AR	
	S1366-2	MOULDING-EXTRUDED PLASTIC-FAWN AVAILABLE BY THE FOOT ----	AR	
	S1366-3	MOULDING-EXTRUDED PLASTIC-BLACK AVAILABLE BY THE FOOT ---	AR	
-27	S1378-1	SEAL-SPONGE RUBBER-BEIGE AVAILABLE IN 7 FT LENGTHS ONLY -	AR	
	S1378-2	SEAL-SPONGE RUBBER-CLOUD GRAY ----- AVAILABLE IN 7 FT LENGTHS ONLY	AR	
-28	S1389-1	SEALER STRIP-FELT-1.00 WIDE AVAILABLE BY THE FOOT -----	AR	
	S1389-12	SEALER STRIP-FELT-1/4 WIDE AVAILABLE BY THE FOOT -----	AR	
	S1389-3	SEALER STRIP-FELT-2.00 WIDE AVAILABLE BY THE FOOT -----	AR	
	S1389-4	SEALER STRIP-FELT-1-3/4 WIDE AVAILABLE BY THE FOOT -----	AR	
	S1389-5	SEALER STRIP-FELT-1-1/4 WIDE AVAILABLE BY THE FOOT -----	AR	
	S1389-6	SEALER STRIP-FELT-2-1/4 WIDE AVAILABLE BY THE FOOT -----	AR	
	S1389-7	SEALER STRIP-FELT-1-3/8 WIDE AVAILABLE BY THE FOOT -----	AR	
-29	S1398-1	CONTROL-PUSH PULL-WIRE AVAILABLE BY THE FOOT -----	AR	
-30	S1398-2	CONTROL-PUSH PULL-CASING AVAILABLE BY THE FOOT -----	AR	
-31	S1415-1	MOULDING-EXTRUDED VINYL -----	AR	
-32	S1441-1	SEAL-SPONGE RUBBER-3/8 WIDE AVAILABLE BY THE FOOT -----	AR	
	S1441-2	SEAL-SPONGE RUBBER-1/4 WIDE AVAILABLE BY THE FOOT -----	AR	
	S1441-3	SEAL-SPONGE RUBBER-1/2 WIDE AVAILABLE BY THE FOOT -----	AR	
-33	S1495-3	HOSE-RUBBER-3/16 ID AVAILABLE BY THE FOOT -----	AR	
	S1495-4	HOSE-RUBBER-1/4 ID AVAILABLE BY THE FOOT -----	AR	
	S1495-6	HOSE-RUBBER-3/8 ID AVAILABLE BY THE FOOT -----	AR	
	S1495-8	HOSE-RUBBER-1/2 ID AVAILABLE BY THE FOOT -----	AR	
	S1495-10	HOSE-RUBBER-5/8 ID AVAILABLE BY THE FOOT -----	AR	
-34	S1611-1	SEAL-EXTRUDED VINYL AVAILABLE BY THE FOOT -----	AR	
-35	S1635-1	ELECTRICAL PIN WIRE SIZE 22-18 -----	AR	
	S1635-2	ELECTRICAL PIN WIRE SIZE 18-14 -----	AR	
	S1635-3	ELECTRICAL PIN WIRE SIZE 18 GA-2 WIRE -----	AR	
-36	S1636-1	ELECTRICAL SOCKET WIRE SIZE 22-18 -----	AR	
	S1636-2	ELECTRICAL SOCKET WIRE SIZE 18-14 -----	AR	
	S1636-3	ELECTRICAL SOCKET WIRE SIZE 18 GA-2 WIRE -----	AR	
-37	S1637-1	HOUSING-ELECTRICAL PIN -----	AR	
-38	S1637-2	HOUSING-ELECTRICAL SOCKET -----	AR	
-39	S1638-1	HOUSING-ELECTRICAL SOCKET-3 CIRCUIT -----	AR	
-40	S1638-2	HOUSING-ELECTRICAL PIN-3 CIRCUIT -----	AR	
-41	S1640-6	HOUSING-ELECTRICAL PIN-6 CAVITY -----	AR	
	S1640-9	HOUSING-ELECTRICAL PIN-9 CAVITY -----	AR	
	S1640-12	HOUSING-ELECTRICAL PIN-12 CAVITY -----	AR	
	S1640-15	HOUSING-ELECTRICAL PIN-15 CAVITY -----	AR	
-42	S1641-6	HOUSING-ELECTRICAL SOCKET-6 CAVITY -----	AR	
	S1641-9	HOUSING-ELECTRICAL SOCKET-9 CAVITY -----	AR	
	S1641-12	HOUSING-ELECTRICAL SOCKET-12 CAVITY -----	AR	
	S1641-15	HOUSING-ELECTRICAL SOCKET-15 CAVITY -----	AR	
-43	S1116	SEAL-NEOPRENE AVAILABLE IN 12 FOOT LENGTHS ONLY -----	AR	
-44	S1356	SEAL-EXTRUDED RUBBER AVAILABLE BY THE FOOT -----	AR	
-45	S1614	LACING-KOROSEAL AVAILABLE BY THE FOOT -----	AR	
-46	3690-1/8	FILM-BLACK VINYL-1/8 IN WIDE AVAILABLE BY THE ROLL -----	AR	
	3690-1/4	FILM-BLACK VINYL-1/4 IN WIDE AVAILABLE BY THE ROLL -----	AR	
	3690-1/2	FILM-BLACK VINYL-1/2 IN WIDE AVAILABLE BY THE ROLL -----	AR	
-47	S1948-2-1	TRIM-EXTRUDED CLOUD GRAY AVAILABLE BY THE FOOT -----	AR	
	S1948-2-2	TRIM-EXTRUDED EBONY AVAILABLE BY THE FOOT -----	AR	
	S1948-2-3	TRIM-EXTRUDED SILVER TEAL BLUE AVAILABLE BY THE FOOT-----	AR	
	S1948-2-4	TRIM-EXTRUDED MARIGOLD AVAILABLE BY THE FOOT -----	AR	
	S1948-2-5	TRIM-EXTRUDED SUN GOLD AVAILABLE BY THE FOOT -----	AR	
	S1948-2-6	TRIM-EXTRUDED LIGHT OLIVE AVAILABLE BY THE FOOT -----	AR	
	S1948-2-7	TRIM-EXTRUDED CLOVE BROWN AVAILABLE BY THE FOOT -----	AR	
	S1948-2-8	TRIM-EXTRUDED HOLIDAY BLUE AVAILABLE BY THE FOOT ----	AR	
	S1948-2-9	TRIM-EXTRUDED FIESTA RED AVAILABLE BY THE FOOT -----	AR	
	S1948-2-10	TRIM-EXTRUDED PICNIC GREEN AVAILABLE BY THE FOOT ----	AR	
	S1948-2-11	TRIM-EXTRUDED BOGOTA BLUE AVAILABLE BY THE FOOT ----	AR	
	S1948-2-12	TRIM-EXTRUDED TAHITIAN RED AVAILABLE BY THE FOOT ----	AR	
	S1948-2-13	TRIM-EXTRUDED CYPRUS GREEN AVAILABLE BY THE FOOT ----	AR	
-48	S1050-1	GROMMET-CATERPILLER .056 WIDE -----	AR	
	S1050-2	GROMMET-CATERPILLER .090 WIDE -----	AR	
	S1050-3	GROMMET-CATERPILLER .131 WIDE -----	AR	
-49	S2092-3	FABRIC FASTENER-HOOK AVAILABLE BY THE FOOT -----	AR	
-50	S2092-4	FABRIC FASTENER-PILE AVAILABLE BY THE FOOT -----	AR	

Placards

***ABCDEFGHIJKLMN
OPQRSTUVWXYZ
-1234567890***

***ABCDEFGHIJKLMN
OPQRSTUVWXYZ
-1234567890***

**ABCDEFGHIJKLMN
OPQRSTUVWXYZ
-1234567890**


Figure 2. (Sheet 1) Placards, Nameplates & Exterior Markings

Placards (Cont)

12A

WHEN WINTERIZATION KIT IS INSTALLED, IT MUST BE REMOVED WHEN OUTSIDE AIR TEMP. IS ABOVE 20°F.

13



4

CESSNA AIR ON SHOCK STRUT
CESSNA AIRCRAFT COMPANY, WICHITA, KANSAS
FILLING INSTRUCTIONS

1. REMOVE VALVE CAP AND RELEASE ALL AIR
2. REMOVE VALVE HOUSING ASSEMBLY
3. COMPRESS STRUT COMPLETELY STOPS IN CONTACT WITH OUTER BARREL NUB
4. ON LEVEL
 - a. FILLING SHOULD COMPLY WITH SPECIFICATION MIL-D-3005
 - b. FILL STRUT TO BOTTOM OF VALVE INSTALLATION HOSE
 - c. MAINTAIN OIL LEVEL AT BOTTOM OF VALVE INSTALLATION HOSE
5. FULLY EXTEND STRUT
6. REPLACE VALVE HOUSING ASSEMBLY
7. WITH STRUT FULLY EXTENDED AND NOSE WHEEL CLEAR OF GROUND INFLATE STRUT TO 60PSI

6

ENGINE OIL

AIRTEMP	GRADE
BELOW 40°F	SAE 30
ABOVE 40°F	SAE 50

TIRE PRESSURE

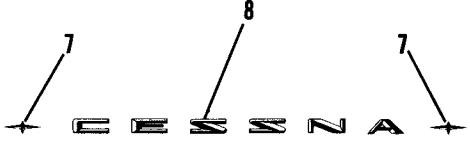
MAIN - - - - 32 PSI

NOSEWHEEL-45 PSI

7

8

7



12

THIS PLATE NOT TO BE USED WHEN TEMPERATURE EXCEEDS +20° F

1

FINISH & TRIM

3

MAX. BAGGAGE 120 LBS.
FOR ADDITIONAL LOADING INSTRUCTIONS SEE WEIGHT AND BALANCE DATA

5

THIS AIRPLANE MUST BE OPERATED AS A NORMAL CATEGORY AIRPLANE IN COMPLIANCE WITH THE OPERATING LIMITATIONS STATED IN THE FORM OF PLACARDS, MARKINGS AND MANUALS.

NO ACROBATIC MANEUVERS, INCLUDING SPINS, APPROVED.

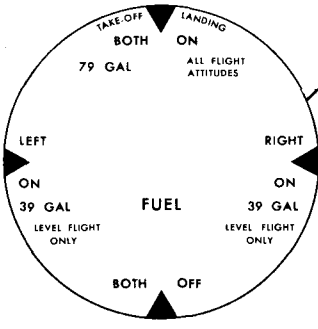
FLIGHT MANEUVERING LOAD FACTORS

FLAPS UP	+3.8	-1.52
FLAPS DOWN	+1.5	-1.5

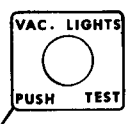
MAXIMUM DESIGN WEIGHT: 2800 LBS.

REFERENCE WEIGHT AND BALANCE DATA FOR LOADING INSTRUCTIONS.

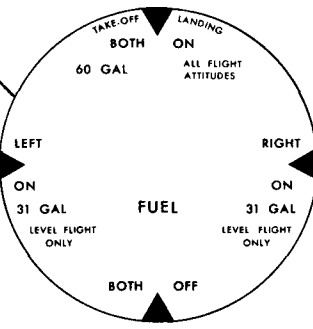
15




11



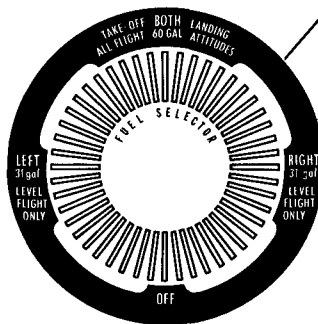
14




10



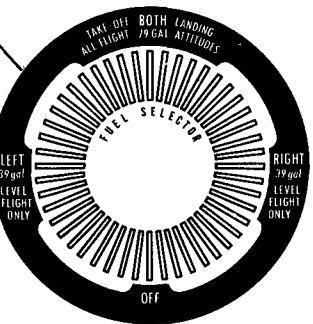
15A



9



15B

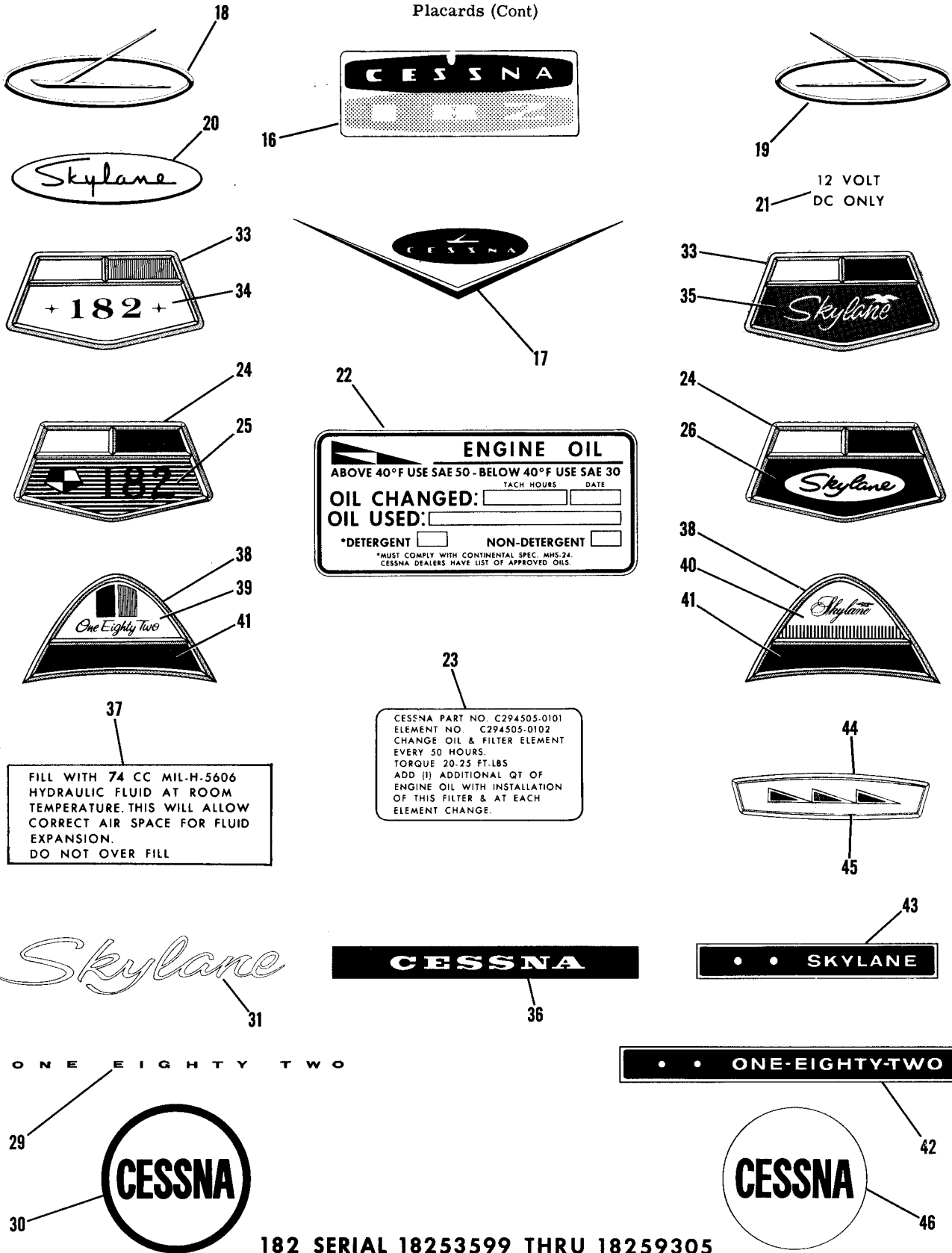


182 SERIAL 18253599 THRU 18259305
Figure 2. (Sheet 3) Placards, Nameplates and Exterior Markings

FIGURE AND INDEX NO.	PART NUMBER	DESCRIPTION	UNITS PER ASSY	USABLE ON CODE
2 -		1 2 3 4 5 6 7 PLACARDS, NAMEPLATES & EXTERIOR MARKINGS -----	NP	D
- 1	0713047	PLACARD-FINISH & TRIM -----	1	
- 2		DELETED NOT AVAILABLE -----		
- 3	0710032-3	PLACARD-BAGGAGE LOAD LIMIT -----	1	A
	0512166-3	PLACARD-BAGGAGE LOAD LIMIT -----	1	B
- 4	0543032-1	PLACARD-NOSE GEAR SHOCK STRUT -----	1	R
	0543032-3	PLACARD-NOSE GEAR SHOCK STRUT -----	1	P
- 5	0713207-4	PLACARD-OPERATIONAL LIMITATIONS -----	1	R
- 6	0713704-1	PLACARD-TIRE & OIL -----	1	A
- 7	0500085-2	EMBLEM-STAR -----	1	C
- 8	0500085-1	INSIGNIA-CESSNA -----	1	C
- 9	0700029-1	INSIGNIA -----	1	
-10	0713209-1	PLACARD-CARBURETOR AIR TEMPERATURE INDICATOR -----	1	
-11	0713705-2	PLACARD-VACUUM LIGHTS TEST -----	1	
-12	0700319-12	PLACARD-WINTERIZATION -----	1	
-12A	0700319-13	PLACARD-WINTERIZATION -----	1	
-13	0713724	MEDALLION-ANNIVERSARY -----	1	A
-14	S1286-1	PLACARD-FUEL SELECTOR -----	1	J
-15	S1286-2	PLACARD-FUEL SELECTOR EXTENDED RANGE -----	1	J
-15A	0716615-1	PLACARD-FUEL SELECTOR -----	1	K
-15B	0716615-2	PLACARD-FUEL SELECTOR EXTENDED RANGE -----	1	K

CONTINUED ON NEXT PAGE

Placards (Cont)



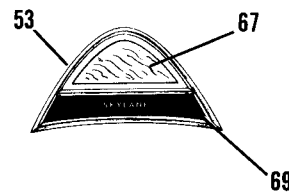
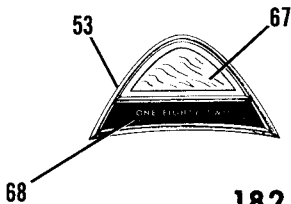
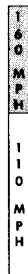
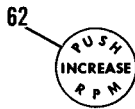

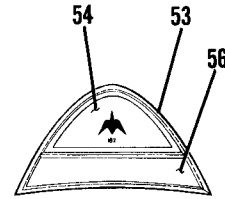
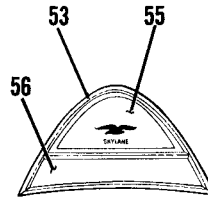
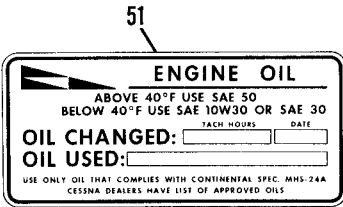
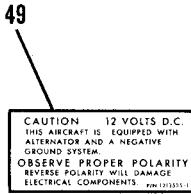
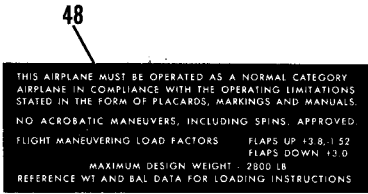
182 SERIAL 18253599 THRU 18259305

Figure 2. (Sheet 4) Placards, Nameplates and Exterior Markings

FIGURE AND INDEX NO.	PART NUMBER	DESCRIPTION	UNITS PER ASSY	USABLE ON CODE
		1 2 3 4 5 6 7		
2 -16	0713216-2	EMBLEM-CONTROL WHEEL -----	1	C
-17	0713215-2	EMBLEM-CONTROL WHEEL SKYLANE -----	1	C
-18	0700054-1	INSIGNIA-TAIL LH SKYLANE -----	1	C
-19	0700054-2	INSIGNIA-TAIL RH SKYLANE -----	1	C
-20	0700020-2	INSIGNIA-SKYLANE -----	2	C
-21	0500130-1	PLACARD-GROUND SERVICE RECEPTACLE -----	1	S
-22	S1397-1	PLACARD-OIL CHANGE -----	1	S
-23	1250410-1	PLACARD-OIL FILTER -----	1	L
	1250410-3	PLACARD-OIL FILTER -----	1	M
-24	0500125-2	PLATE-INSIGNIA -----	1	E
-25	0500125-9	INSIGNIA-182 -----	1	G
-26	0500125-10	INSIGNIA-SKYLANE -----	1	G
-27		DELETED-NOT AVAILABLE -----		
-28		DELETED-NOT AVAILABLE -----		
-29	0700128-1	LETTERING -----	2	E
-30	1400014-1	NAMEPLATE-CESSNA -----	2	G
-31	0700717-1	LETTERING-SKYLANE -----	2	G
	0700724-1	LETTERING-SKYLANE -----	2	H
-32		DELETED-NOT AVAILABLE -----		
-33	0500125-29	PLATE-182 INSIGNIA -----	1	H
-34	0700722-1	INSIGNIA-182 -----	1	H
-35	0700723-1	INSIGNIA-SKYLANE -----	1	H
-36	0500248-1	NAMEPLATE-CESSNA -----	1	O
-37	0743616-2	PLACARD-SHIMMY DAMPENER -----	1	F
-38	0700742-1	BASE PLATE-EMBLEM -----	1	P
-39	0700743-1	EMBLEM-182 -----	1	P
-40	0700744-1	EMBLEM-SKYLANE -----	1	P
-41	0700745-1	EMBLEM-CONTROL WHEEL -----	1	P
-42	0700749-1	PLACARD-ONE EIGHTY TWO -----	2	P
-43	0700751-1	PLACARD-SKYLANE -----	2	P
-44	0500125-1	PLATE -----	2	N
-45	0700748-1	PLACARD -----	2	N
-46	0400135-1	NAMEPLATE-CESSNA -----	2	P

CONTINUED ON NEXT PAGE

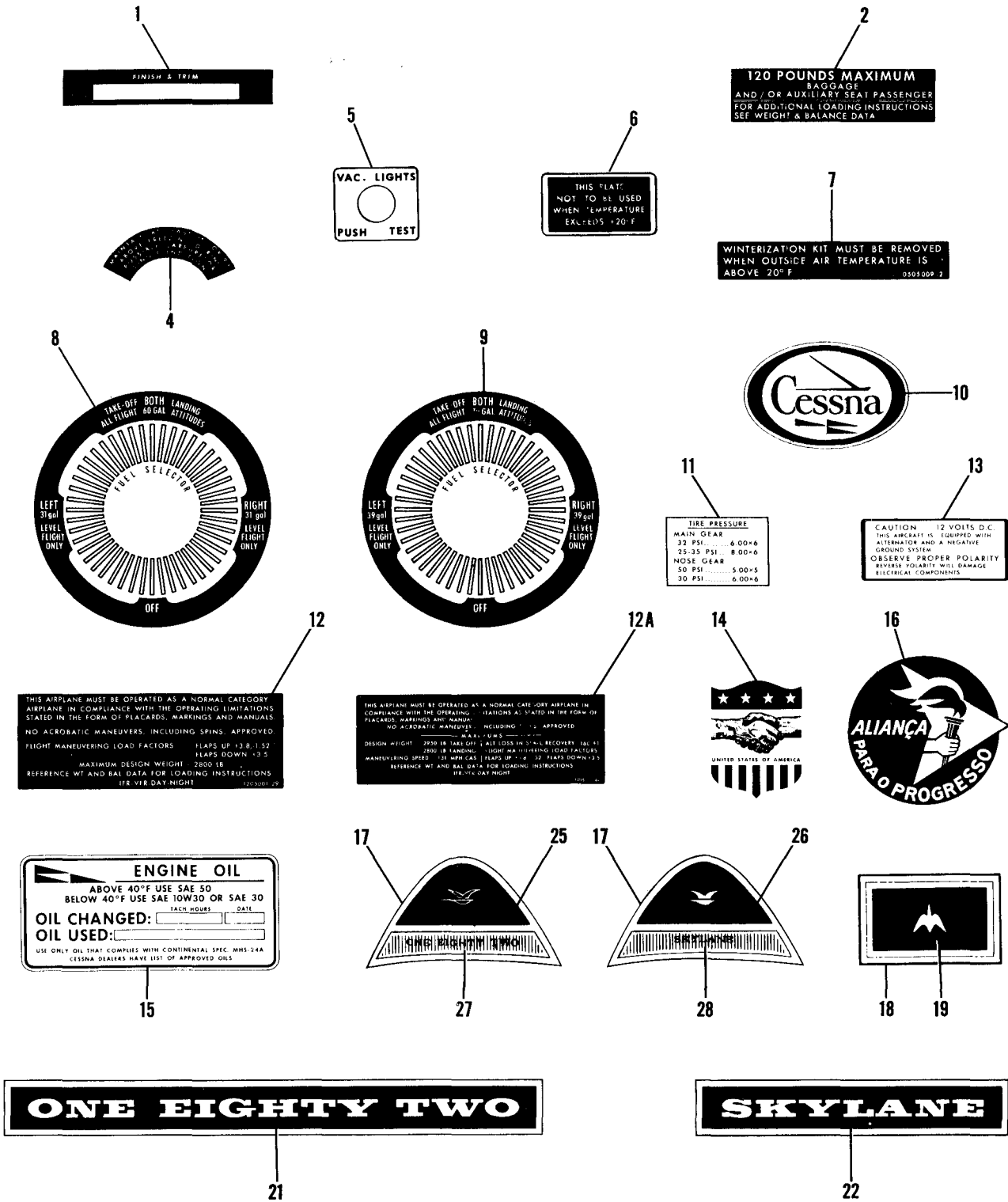
Placards (Cont)



182 SERIAL 18253599 THRU 18259305
 Figure 2. (Sheet 5) Placards, Nameplates and Exterior Markings

FIGURE AND INDEX NO.	PART NUMBER	DESCRIPTION	UNITS PER ASSY	USABLE ON CODE
		1 2 3 4 5 6 7		
2 -47	0700182-1	PLACARD-TIRE PRESSURE -----	1	Q
-48	S1656-8	PLACARD-OPERATIONAL LIMITATIONS -----	1	Q
-49	1213535-1	PLACARD-BATTERY BOX POLARITY -----	1	K
-50	S1713-1	PLACARD-HANDS OF FRIENDSHIP -----	1	Q
-51	S1397-4	PLACARD-ENGINE OIL CHANGE -----	1	Q
-52	S1714-1	PLACARD-ALLIANCE FOR PROGRESS -----	1	Q
-53	0700742-1	BASE PLATE-EMBLEM -----	1	Q
-54	0700177-1	PLACARD-CONTROL WHEEL 182 -----	1	T
-55	0700180-1	PLACARD-CONTROL WHEEL SKYLANE -----	1	T
-56	0700745-1	EMBLEM-CONTROL WHEEL -----	1	T
-57	0700178-1	PLACARD-GLOVE BOX 182 -----	1	T
-57A	0713254-1	PLACARD-GLOVE BOX 182 -----	1	U
-58	0700178-2	PLACARD-GLOVE BOX SKYLANE -----	1	T
-58A	0713254-2	PLACARD-GLOVE BOX SKYLANE -----	1	U
-59	0700756-1	BASE-GLOVE BOX PLACARD -----	1	Q
-60	0700176-1	PLACARD-EXTERIOR 182 -----	2	T
-61	0700179-1	PLACARD-EXTERIOR SKYLANE -----	2	T
-62	0700184-1	DECAL-PROP CONTROL -----	1	T
-63	1205013-3	PLACARD-EXTERIOR 182 -----	2	U
-64	1205013-7	PLACARD-EXTERIOR SKYLANE -----	2	U
-65	1205010-1	PLACARD-NAMEPLATE -----	1	U
-66	1205010-2	PLACARD-NAMEPLATE -----	1	U
-67	0713256-1	PLACARD-CONTROL WHEEL -----	1	U
-68	0713255-2	EMBLEM-CONTROL WHEEL 182 -----	1	U
-69	0713255-7	EMBLEM-CONTROL WHEEL SKYLANE -----	1	U
-70	0705001-1	PLACARD-FLAP INDICATOR -----	1	U
	S1500	STENCILS-SLANT LETTERS & NUMERALS SEE SHEETS 1 & 2 -----	AR	
	S1600	STENCILS-VERTICAL LETTERS & NUMERALS SEE SHEETS 1 & 2 -----	AR	
<p>A---182 SERIAL 18253599 THRU 18254423 B---182 SERIAL 18254424 THRU 18259305 A182 SERIAL A182-0001 THRU A182-0116 C---182 SERIAL 18253599 THRU 18255058 D---182 SERIAL 18253599 THRU 18259305 A182 SERIAL A182-0001 THRU A182-0116 E---182 SERIAL 18255059 THRU 18256684 F---182 SERIAL 18255183 THRU 18257625 A182 SERIAL A182-0001 THRU A182-0056 G---182 SERIAL 18255059 THRU 18255844 H---182 SERIAL 18255845 THRU 18256684 J---182 SERIAL 18253599 THRU 18255844 K---182 SERIAL 18255845 THRU 18259305 A182 SERIAL A182-0001 THRU A182-0116 L---182 SERIAL 18253599 THRU 18256438 M---182 SERIAL 18256439 THRU 18257625 A182 SERIAL A182-0001 THRU A182-0056 N---182 SERIAL 18256685 THRU 18258505 A182 SERIAL A182-0001 THRU A182-0096 O---182 SERIAL 18255845 THRU 18256684 182 SERIAL 18257626 THRU 18258505 A182 SERIAL A182-0057 THRU A182-0096 P---182 SERIAL 18256685 THRU 18257625 A182 SERIAL A182-0001 THRU A182-0056 Q---182 SERIAL 18257626 THRU 18259305 A182 SERIAL A182-0057 THRU A182-0116 R---182 SERIAL 18253599 THRU 18257625 A182 SERIAL A182-0001 THRU A182-0056 S---182 SERIAL 18254424 THRU 18257625 A182 SERIAL A182-0001 THRU A182-0056 T---182 SERIAL 18257626 THRU 18258505 A182 SERIAL A182-0057 THRU A182-0096 U---182 SERIAL 18258506 THRU 18259305 A182 SERIAL A182-0097 THRU A182-0116</p>				

Placards (Cont)



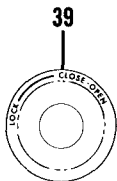
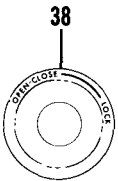
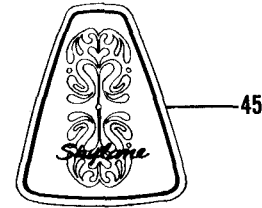
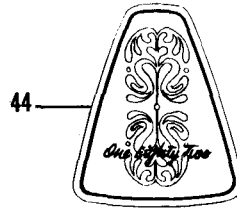
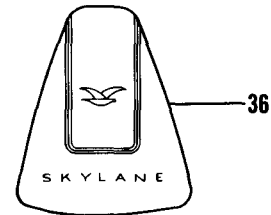
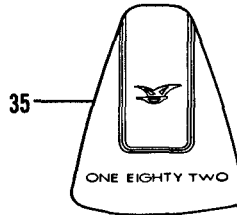
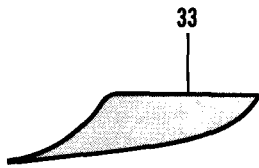
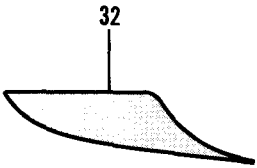
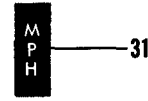
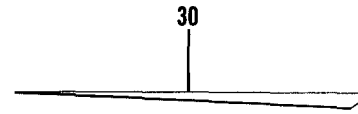

182 SERIAL 18259306 & ON

Figure 2A. (Sheet 1) Placards, Nameplates & Exterior Markings

FIGURE AND INDEX NO.	PART NUMBER	DESCRIPTION	UNITS PER ASSY	USABLE ON CODE
		1 2 3 4 5 6 7		
2A-		PLACARDS, NAMEPLATES & EXTERIOR MARKINGS -----	NP	A
- 1	0713047	PLACARD-FINISH & TRIM -----	1	
- 2	0505007-1	PLACARD-BAGGAGE LOAD LIMIT -----	1	K
- 3		DELETED NEVER USED -----		
- 4	0713209-1	PLACARD-CARBURETOR AIR TEMPERATURE INDICATOR -----	1	
- 5	0713705-2	PLACARD-VACUUM LIGHTS TEST -----	1	
- 6	1205043-1	PLACARD-WINTERIZATION -----	3	L
- 7	0505009-2	PLACARD-WINTERIZATION -----	1	K
- 8	0716615-1	PLACARD-FUEL SELECTOR -----	1	
- 9	0716615-2	PLACARD-FUEL SELECTOR EXTENDED RANGE -----	1	
-10	S1433-1	PLACARD-CESSNA LABEL -----	1	
-11	0700182-1	PLACARD-TIRE PRESSURE -----	1	M
-12	1205001-29	PLACARD-OPERATIONAL LIMITATIONS -----	1	C
-12A	1205001-54	PLACARD-OPERATIONAL LIMITATIONS -----	1	N
-13	1205024-1	PLACARD-BATTERY BOX POLARITY -----	1	
-14	S1713-1	PLACARD-HANDS OF FRIENDSHIP -----	1	
-15	S1397-4	PLACARD-ENGINE OIL CHANGE -----	1	
-16	S1714-1	PLACARD-ALLIANCE FOR PROGRESS -----	1	
-17	0700742-1	BASE PLATE-EMBLEM -----	1	C
-18	0713254-2	PLACARD-GLOVE BOX -----	1	
-19	0700756-1	BASE-GLOVE BOX PLACARD -----	1	
-20		DELETED NEVER USED -----		
-21	1205013-3	PLACARD-EXTERIOR 182 -----	2	C
-22	1205013-7	PLACARD-EXTERIOR SKYLANE -----	2	C

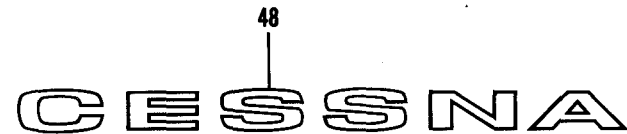
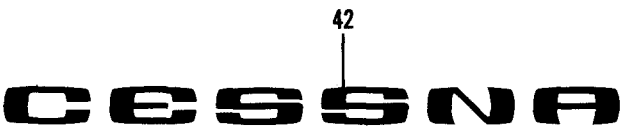
CONTINUED ON NEXT PAGE

Placards (Cont)

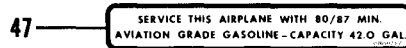


182

41 Skylane



The airplane is certified as a normal category airplane in compliance with the operating limitations as stated in the form of placards, markings, and instructions.	
MAXIMUMS	
MAXIMUM LEVELING SPEED	130 mph (214 kts)
CROSSWIND CRUISE	Basic 200 ft. Landing 200 ft.
FLIGHT LOAD FACTOR	Flaps Up +3G -3.5G Flaps Down +3G
These values are subject to the following conditions: Airfield length and climb recovery 100 ft. Reserve in any conditions to be assumed. This airplane is certified for 25.5 maximum flight weight and is subject to the following limitations: (1) DAY (2) NIGHT (3) (4) (5) (6) (7) (8) (9) (10) (11) (12) (13) (14) (15) (16) (17) (18) (19) (20) (21) (22) (23) (24) (25) (26) (27) (28) (29) (30) (31) (32) (33) (34) (35) (36) (37) (38) (39) (40) (41) (42) (43) (44) (45) (46) (47) (48) (49) (50) (51) (52) (53) (54) (55) (56) (57) (58) (59) (60) (61) (62) (63) (64) (65) (66) (67) (68) (69) (70) (71) (72) (73) (74) (75) (76) (77) (78) (79) (80) (81) (82) (83) (84) (85) (86) (87) (88) (89) (90) (91) (92) (93) (94) (95) (96) (97) (98) (99) (100)	



182 SERIAL 18259306 & ON

Figure 2A. (Sheet 2) Placards, Nameplates & Exterior Markings

FIGURE AND INDEX NO.	PART NUMBER	DESCRIPTION	UNITS PER ASSY	USABLE ON CODE
		1 2 3 4 5 6 7		
2A-23	1205010-3	PLACARD-NAMEPLATE -----	1	C
-24	1205010-4	PLACARD-NAMEPLATE -----	1	C
-25	1205030-11	PLACARD-CONTROL WHEEL 182 -----	1	C
-26	1205030-1	PLACARD-CONTROL WHEEL SKYLANE -----	1	C
-27	1205030-12	EMBLEM-CONTROL WHEEL 182 -----	1	C
-28	1205030-2	EMBLEM-CONTROL WHEEL SKYLANE -----	1	C
-29	0505005-2	PLACARD-ALTERNATE STATIC AIR -----	1	F
-29A	0705021-2	PLACARD-ALTERNATE STATIC AIR -----	1	E
-30	0505015-1	PLACARD-WHEEL FAIRING RH -----	1	F
	0505015-2	PLACARD-WHEEL FAIRING LH -----	1	F
-31	0705001-1	PLACARD-FLAP INDICATOR -----	1	
-32	0705016-1	PLACARD-NOSE CAP -----	1	J
-33	0705016-2	PLACARD-NOSE CAP -----	1	J
-34	0505020-2	PLACARD-MASTER SWITCH -----	1	B
-35	1205052-1	PLACARD-CONTROL WHEEL -----	1	N
-36	1205052-2	PLACARD-CONTROL WHEEL -----	1	J
	1260477-2	BASE PLATE-CONTROL WHEEL EMBLEM -----	1	N
-37	1205035-1	PLACARD-EXTERIOR STYLING -----	2	D
	1205035-2	PLACARD-EXTERIOR STYLING -----	2	G
-38	1705015-1	PLACARD-DOOR HANDLE LH -----	1	
-39	1705015-2	PLACARD-DOOR HANDLE RH -----	1	
-40	1505015-12	PLACARD-182 -----	1	
	1505015-43	PLACARD-182 ALASKAN -----	1	B
-41	1505015-13	PLACARD-SKYLANE -----	2	B
	1505015-44	PLACARD-SKYLANE ALASKAN -----	2	B
-42	1505014-1	PLACARD-EXTERIOR STYLING -----	2	D
-43	1205001-79	PLACARD-OPERATIONAL LIMITATIONS VFR -----	1	P
	1205001-80	PLACARD-OPERATIONAL LIMITATIONS VFR-IFR -----	1	P
-44	1205061-1	PLACARD-CONTROL WHEEL -----	1	G
-45	1205061-2	PLACARD-CONTROL WHEEL -----	1	G
-46	0705023-1	PLACARD-FUEL FILL STANDARD -----	2	E
-47	0705023-2	PLACARD-FUEL FILL LONG RANGE -----	2	E
-48	1505022-1	PLACARD-EXTERIOR -----	2	G

CONTINUED ON NEXT PAGE

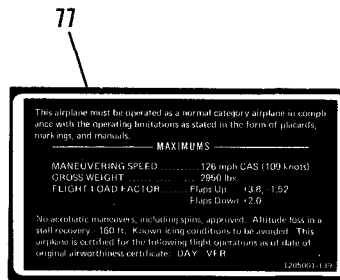
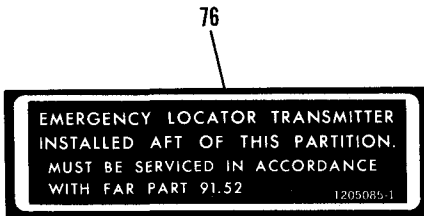
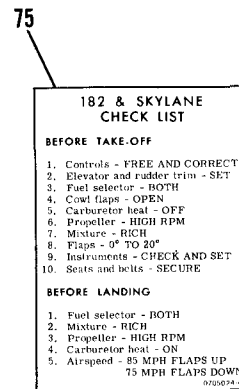
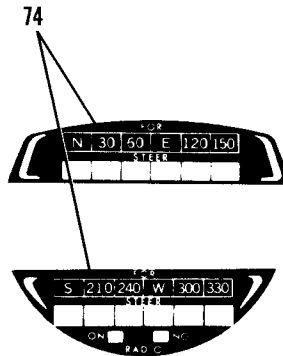
FIGURE AND INDEX NO.	PART NUMBER	DESCRIPTION	UNITS PER ASSY	USABLE ON CODE
		1 2 3 4 5 6 7		
2A-49	0405015-2	PLACARD-EXTERIOR WING TIP -----	2	T
-50	0705027-1	PLACARD-EXTERIOR 182 -----	2	T
-51	0705027-2	PLACARD-EXTERIOR SKYLANE -----	2	T
-52	1205074-1	PLACARD-EXTERIOR -----	2	T
-53	1205076-6	PLACARD-CONTROL WHEEL -----	1	Q
-54	1205076-7	PLACARD-CONTROL WHEEL -----	1	T
-55	1205009-1	PLACARD-AIRCRAFT IDENTIFICATION -----	1	
-56	0705028-1	PLACARD-CONTROL WHEEL MAPLIGHT -----	1	H
-57	0505020-3	PLACARD-MASTER SWITCH -----	1	T
-58	0505009-3	PLACARD-WINTERIZATION -----	1	H
-59	0705022-1	PLACARD-OXYGEN REFILL -----	1	E
-60	0705025-1	PLACARD-TIRE PRESSURE -----	1	H
-61	0705020-1	PLACARD-BAGGAGE & AUXILIARY SEAT -----	1	R
-62	0543032-3	PLACARD-NOSE GEAR SHOCK STRUT -----	1	
-63	C622003-0105	PLACARD-STROBE LIGHT -----	1	H
	C622003-0103	PLACARD-STROBE LIGHT -----	1	S
-64	1205001-120	PLACARD-OPERATIONAL LIMITATIONS VFR -----	1	H
-65	1205001-121	PLACARD-OPERATIONAL LIMITATIONS VFR-IFR -----	1	H
-66	1250410-3	PLACARD-OIL FILTER -----	1	
-67	0705024-1	PLACARD-PILOT CHECK LIST -----	1	T
CONTINUED ON NEXT PAGE				

Placards (Cont)

CESSNA

ONE EIGHTY TWO

SKYLANE



182 SERIAL 18259306 & ON
Figure 2A. (Sheet 4) Placards, Nameplates & Exterior Markings

FIGURE AND INDEX NO.	PART NUMBER	DESCRIPTION	UNITS PER ASSY	USABLE ON CODE
		1 2 3 4 5 6 7		
2A-68	0405020-1	NAMEPLATE-EXTERIOR CESSNA -----	2	U
-69	0705041-2	PLACARD-EXTERIOR 182 -----	2	U
-70	0705041-1	PLACARD-EXTERIOR SKYLANE -----	2	U
-71	0705041-3	PLACARD-EXTERIOR LH -----	1	U
	0705041-4	PLACARD-EXTERIOR RH -----	1	U
-72	1205088-5	NAMEPLATE-CONTROL WHEEL -----	1	U
-73	1205088-6	NAMEPLATE-CONTROL WHEEL -----	1	U
-74	0400213-6	PLACARD SET-COMPASS CORRECTION -----	1	U
-75	0705024-4	PLACARD-PILOTS CHECK LIST -----	1	U
-76	1205085-1	PLACARD-ELT -----	1	R
-77	1205001-139	PLACARD-OPERATIONAL LIMITATIONS DAY VFR -----	1	U
<p>A---182 SERIAL 18259306 & ON A182 SERIAL A182-0117 & ON</p> <p>B---182 SERIAL 18260056 THRU 18260825 A182 SERIAL A182-0117 THRU A182-0136</p> <p>C---182 SERIAL 18259306 THRU 18260055</p> <p>D---182 SERIAL 18260056 THRU 18260445 A182 SERIAL A182-0117 & ON</p> <p>E---182 SERIAL 18260446 & ON</p> <p>F---182 SERIAL 18259306 THRU 18260445 A182 SERIAL A182-0117 & ON</p> <p>G---182 SERIAL 18260446 THRU 18260825</p> <p>H---182 SERIAL 18260826 & ON</p> <p>J---182 SERIAL 18260056 THRU 18260445</p> <p>K---182 SERIAL 18259306 THRU 18260825 A182 SERIAL A182-0117 THRU A182-0136</p> <p>L---182 SERIAL 18259306 & ON A182 SERIAL A182-0117 THRU A182-0136</p> <p>M---182 SERIAL 18259306 THRU 18260825 A182 SERIAL A182-0117 & ON</p> <p>N---182 SERIAL 18260056 THRU 18260445 A182 SERIAL A182-0117 THRU A182-0136</p> <p>P---182 SERIAL 18260446 THRU 18260825 A182 SERIAL A182-0137 & ON</p> <p>Q---182 SERIAL 18260826 THRU 18261425 A182 SERIAL A182-0137 & ON</p> <p>R---182 SERIAL 18260826 & ON A182 SERIAL A182-0137 & ON</p> <p>S---A182 SERIAL A182-0137 & ON</p> <p>T---182 SERIAL 18260826 THRU 18261425</p> <p>U---182 SERIAL 18261426 & ON</p>				

Wing

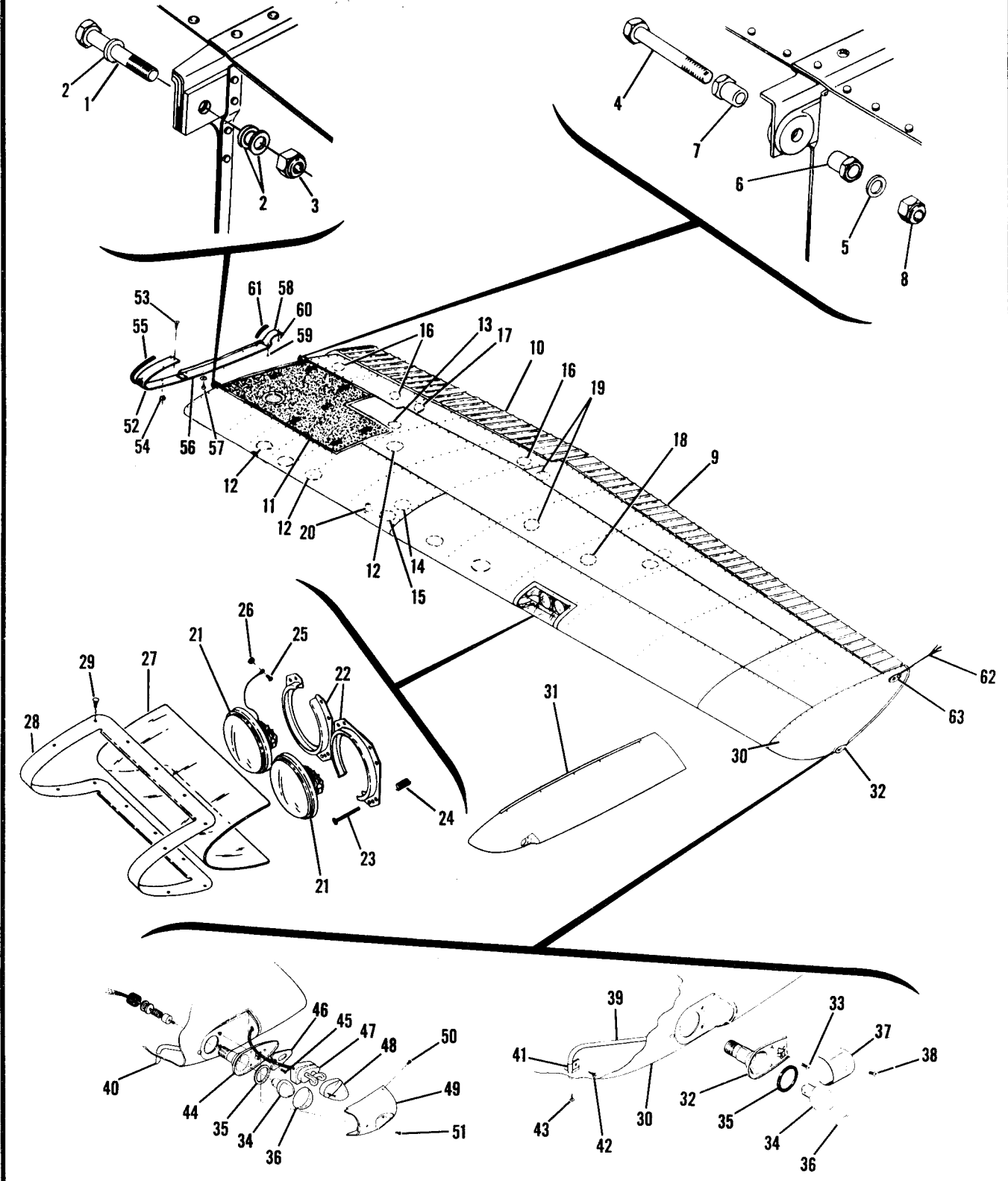


Figure 3. Wing Assembly Complete

FIGURE AND INDEX NO.	PART NUMBER	DESCRIPTION	UNITS PER ASSY	USABLE ON CODE
		1 2 3 4 5 6 7		
3 -		WING ASSY COMPLETE-LH STANDARD RANGE -----	NP	
		WING ASSEMBLY COMPLETE-LH EXTENDED RANGE -----	NP	
		WING ASSEMBLY COMPLETE-RH STANDARD RANGE -----	NP	
		WING ASSEMBLY COMPLETE-RH EXTENDED RANGE -----	NP	
		ATTACHING PARTS		
- 1	AN8-23A	BOLT -----	1	
- 2	AN960-816	WASHER -----	3	
- 3	MS20365-820C	NUT -----	1	
- 4	AN7-20A	BOLT -----	1	
- 5	AN960-716	WASHER -----	1	
- 6	0512123-1	BUSHING FWD SIDE -----	1	
- 7	0512123	BUSHING AFT SIDE -----	1	
- 8	MS20365-720C	NUT -----	1	
		-----*		
- 9	SEE FIG 9	AILERON INSTALLATION -----	1	
-10	SEE FIG 10	FLAP INSTALLATION -----	1	
-11	SEE FIG 8	FUEL CELL INSTALLATION STANDARD RANGE -----	1	
	SEE FIG 8	FUEL CELL INSTALLATION EXTENDED RANGE -----	1	
-12	S225-2	PLATE-INSPECTION -----	AR	
-13	S225-2	PLATE-INSPECTION -----	1	A
	S225-4F	PLATE-INSPECTION -----	1	F
	1222012-1	PLATE-INSPECTION -----	1	G
-14	0723605-9	PLATE ASSEMBLY-AFT LH -----	1	
	0723605-7	PLATE ASSEMBLY-AFT RH -----	1	
-15	0723605-8	PLATE ASSEMBLY-FWD LH -----	1	
	0723605-6	PLATE ASSEMBLY-FWD RH -----	1	
		ATTACHING PARTS		
	S102278-8	SCREW -----	3	
		-----*		
-16	S225-1	PLATE-INSPECTION -----	3	
-17	S225-1	PLATE-INSPECTION RH ONLY -----	1	D
		ATTACHING PARTS		
	S102178-8	SCREWS -----	3	
		-----*		
-18	S225-4	PLATE-INSPECTION -----	1	V
	S225-4	PLATE-INSPECTION RH ONLY -----	1	X
	1220094-2	PLATE-INSPECTION LH ONLY -----	1	X
	1220094-2	PLATE-INSPECTION -----	1	U
-19	122022-1	PLATE-INSPECTION -----	2	
		ATTACHING PARTS		
	S102278-6	SCREW -----	6	
	S102278-8	SCREW LH ONLY -----	8	
		-----*		
-20	0511062-4	WING UNIT-STALL WARNING LH WING ONLY -----	1	
	0511062-5	WING UNIT-STALL WARNING LH WING ONLY HEATED -----	1	
		ATTACHING PARTS		
	S102278-6	SCREW -----	4	
	NAS395-14-3	NUT -----	1	
		-----*		
	SEE FIG 4	STRUCTURE ASSEMBLY-WING STANDARD & EXTENDED RANGE -----	1	L
	SEE FIG 4A	STRUCTURE ASSEMBLY-WING STANDARD & EXTENDED RANGE -----	1	Z
	SEE FIG 4B	STRUCTURE ASSEMBLY-WING STANDARD & EXTENDED RANGE -----	1	U
-21	0523118-1	LIGHT-LANDING LH WING ONLY -----	2	T
		ATTACHING PARTS		
-22	0423542-6	BRACKET ASSEMBLY -----	2	T
-23	AN515-8R24	SCREW LH ONLY -----	8	T
-24	0713124-1	SPRING -----	8	T
		-----*		
-25	AN515-8R6	SCREW-GROUNDING LH WING ONLY -----	1	T
-26	NAS679A08	NUT-GROUNDING LH WING ONLY -----	1	T
-27	0722100-4	WINDOW-LANDING LIGHT LH WING ONLY -----	1	T
		ATTACHING PARTS		
-28	0722100-3	RETAINER WINDOW -----	1	T
-29	S102278-8	SCREW -----	14	T
		-----*		
-30	0723615-200	TIP ASSEMBLY-WING -----	1	L

CONTINUED ON NEXT PAGE



FIGURE AND INDEX NO.	PART NUMBER	DESCRIPTION	UNITS PER ASSY	USABLE ON CODE		
					1	2
3 -31	0523565-201	TIP ASSEMBLY-LH WING -----	1	P		
	0523565-200	TIP ASSEMBLY-RH WING -----	1	P		
	0523565-29	TIP ASSEMBLY-LH WING -----	1	X		
	0523565-30	TIP ASSEMBLY-RH WING -----	1	X		
	0723200-5	TIP ASSEMBLY-LH WING -----	1	U		
	0723200-6	TIP ASSEMBLY-RH WING -----	1	U		
	ATTACHING PARTS					
	S1021Z8-8	SCREW -----	10	C		
	AN515-8R8	SCREW -----	10	R		
	AN515-8R8	SCREW -----	12	S		
	S1021Z8-8	SCREW -----	12	Q		
	AN525-832R8	SCREW -----	12	AA		
	1570102-10	STRAP ASSY -----	1	AD		
	0423008-8	STIFFENER USED ON LOWER LH & UPPER RH TIP -----	1	B		
	0423008-9	STIFFENER USED ON UPPER LH & LOWER RH TIP -----	1	B		
	0423008-5	STIFFENER USED ON UPPER LH & LOWER RH TIP -----	1	M		
	0423008-4	STIFFENER USED ON LOWER LH & UPPER RH TIP -----	1	M		
	0523565-21	STIFFENER USED ON UPPER LH & LOWER RH TIP -----	1	N		
	0523565-22	STIFFENER USED ON UPPER RH & LOWER LH TIP -----	1	N		
	0723200-9	STIFFENER USED ON UPPER LH TIP -----	1	U		
	0723200-10	STIFFENER USED ON UPPER RH TIP -----	1	U		
	0723200-11	STIFFENER USED ON LOWER LH TIP -----	1	U		
	0723200-12	STIFFENER USED ON LOWER RH TIP -----	1	U		

	0721107-1	FAIRING-WING TIP LH -----	1			
	0721107-2	FAIRING-WING TIP RH -----	1			
	-32	C622001-0202	LIGHT BASE ASSEMBLY-WING POSITION -----	1	W	
	ATTACHING PARTS					
	-33	AN5078R8	SCREW -----	2		
		NAS1329A08K120	RIVNUT -----	2		

-34	A7512-12	BULB-WING NAVIGATION LIGHT 12 VOLT -----	1			
-35	A1257A	GASKET-WING NAVIGATION LIGHT GMC -----	1			
-36	A1280-2	LENS-WING NAVIGATION LIGHT LH RED GMC -----	1			
	A1280-3	LENS-WING NAVIGATION LIGHT RH GREEN GMC -----	1			
-37	0423007-1	FAIRING-WING NAVIGATION LIGHT -----	1	L		
	0423564-1	SHIELD WING POSITION LIGHT LH -----	1	Y		
	0423564-2	SHIELD WING POSITION LIGHT RH -----	1	Y		
ATTACHING PARTS						
-38	AN507-632R12	SCREW -----	1			

-39	0523702-3	DETECTOR-WING POSITION LIGHT LH -----	1	L		
	0523702-4	DETECTOR-WING POSITION LIGHT RH -----	1	L		
-40	1221201-3	DETECTOR-WING POSITION LIGHT LH -----	1	K		
	1221201-4	DETECTOR-WING POSITION LIGHT RH -----	1	K		
ATTACHING PARTS						
	S1153-1	BRACKET -----	1	L		
-41	MS21919DG4	CLAMP TIN -----	1	L		
-42	S1021Z8-8	SCREW -----	1	L		
-43	S1021Z8-6	SCREW -----	1	L		

-44	C622001-0201	LIGHT BASE ASSEMBLY-WING POSITION -----	1	Q		
ATTACHING PARTS						
-45	S1021Z8-6	SCREW -----	3	AB		
	S1860-2	NUTPLATE -----	3	AB		
	AN507-632R8	SCREW -----	3	AA		
	NAS1329A06K120	NUTPLATE -----	3	AA		

-46	1520006-1	SPACER-STROBE LIGHT -----	1	AC		
-47	C622003-0101	LIGHT-STROBE -----	1	AC		
	C622006-0102	STROBE TUBE ASSY -----	1	AD		
-48	C622003-0104	LENS-STROBE -----	1	AC		
	C622006-0103	LENS-STROBE -----	1	AD		
	C622006-0105	GASKET-LENS -----	1	AD		

CONTINUED ON NEXT PAGE

FIGURE AND INDEX NO.	PART NUMBER	DESCRIPTION	UNITS PER ASSY	USABLE ON CODE
		1 2 3 4 5 6 7		
3 -49	0523566-5	SHIELD-WING POSITION LIGHT LH WITH STROBE LIGHT -----	1	X
	0523566-6	SHIELD-WING POSITION LIGHT RH WITH STROBE LIGHT -----	1	X
	0523566-1	SHIELD-WING POSITION LIGHT LH LESS STROBE LIGHT -----	1	X
	0523566-2	SHIELD-WING POSITION LIGHT RH LESS STROBE LIGHT -----	1	X
	0723201-3	SHIELD-WING POSITION LIGHT LH WITH STROBE LIGHT -----	1	U
	0723201-4	SHIELD-WING POSITION LIGHT RH WITH STROBE LIGHT -----	1	U
	0723201-1	SHIELD-WING POSITION LIGHT LH LESS STROBE LIGHT -----	1	U
	0723201-2	SHIELD-WING POSITION LIGHT RH LESS STROBE LIGHT -----	1	U
		ATTACHING PARTS		
-50	AN507-632R8	SCREW -----	2	X
	S1022Z8-8	SCREW -----	2	U
-51	AN507-632R14	SCREW -----	1	X
	AN507-632R12	SCREW -----	1	U
	NAS696A06L	NUTPLATE -----	1	X
	S1862-2	NUTPLATE -----	1	U

-52	0720615-1	FILLET ASSEMBLY-WING TO FUSELAGE LEADING EDGE LH -----	1	T
	0720615-2	FILLET ASSEMBLY-WING TO FUSELAGE LEADING EDGE RH -----	1	T
	0720618-1	FILLET ASSEMBLY-WING TO FUSELAGE LEADING EDGE LH -----	1	U
	0720618-2	FILLET ASSEMBLY-WING TO FUSELAGE LEADING EDGE RH -----	1	U
		ATTACHING PARTS		
-53	S1022Z8-8	SCREW -----	4	H
	S1022Z8-8	SCREW -----	2	J
	AN507-832R6	SCREW -----	2	J
-54	S290D832	WASHER -----	1	

-55	0520005-3	RUB STRIP -----	1	
-56	0720614-1	FAIRING-WING TO FUSELAGE LH -----	1	
	0720614-2	FAIRING-WING TO FUSELAGE RH -----	1	
		ATTACHING PARTS		
-57	S1022Z8-8	SCREW -----	5	
	S290D832	WASHER -----	5	

-58	0720613-1	FAIRING ASSEMBLY-AFT-WING TO FUSELAGE LH -----	1	
	0720613-2	FAIRING ASSEMBLY-AFT-WING TO FUSELAGE RH -----	1	
		ATTACHING PARTS		
-59	S1021Z8-6	SCREW -----	3	
-60	S1022Z8-8	SCREW -----	1	

-61	S202RB	MOULDING 9.12 IN LONG BULK ITEM REF S202RB9.12 --	1	
-62	C592001-0101	STATIC DISCHARGER WEU C592001-0103	2	E
	C592001-0103	STATIC DISCHARGER -----	2	AD
		ATTACHING PARTS		
-63	A06K75	RIVNUT -----	2	E
	AN515-6R6	SCREW -----	2	E
	AN936A6	WASHER -----	2	E

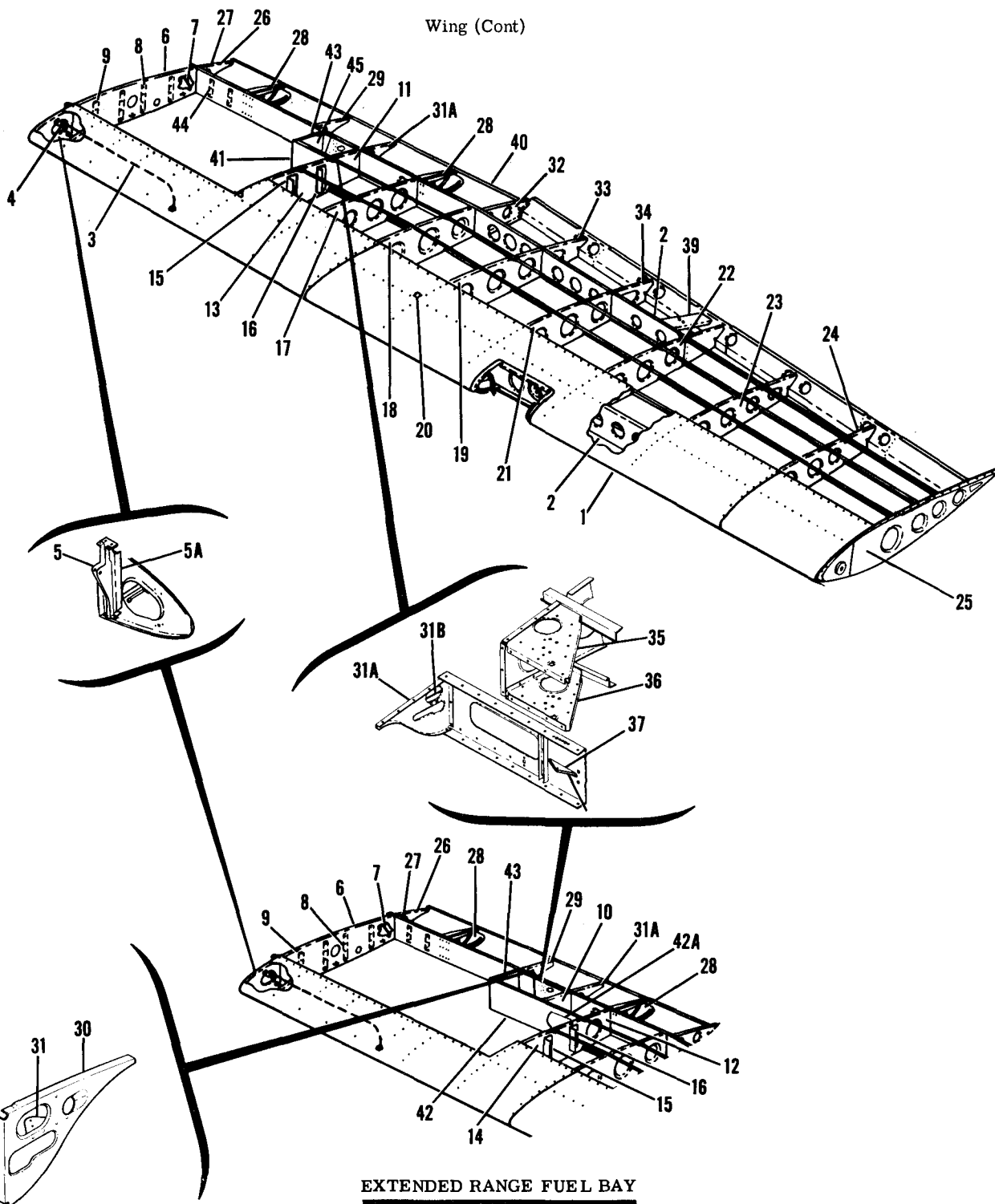
<p>A---182 SERIAL 18253599 THRU 18255870</p> <p>B---182 SERIAL 18257626 THRU 18260055 A182 SERIAL A182-0057 THRU A182-0116</p> <p>C---182 SERIAL 18253599 THRU 18258505 A182 SERIAL A182-0001 THRU A182-0096</p> <p>D---182 SERIAL 18258506 & ON A182 SERIAL A182-0097 & ON</p> <p>E---182 SERIAL 18253599 THRU 18261425 A182 SERIAL A182-0001 THRU A182-0136</p> <p>F---182 SERIAL 18255871 THRU 18259991 A182 SERIAL A182-0001 THRU A182-0116</p> <p>G---182 SERIAL 18259992 & ON A182 SERIAL A182-0117 & ON</p> <p>H---182 SERIAL 18253599 THRU 18260021 A182 SERIAL A182-0001 THRU A182-0116</p> <p>J---182 SERIAL 18260022 & ON A182 SERIAL A182-0117 & ON</p> <p>K---182 SERIAL 18260056 & ON A182 SERIAL A182-0117 & ON</p>				
CONTINUED ON NEXT PAGE				

FIGURE AND INDEX NO.	PART NUMBER	DESCRIPTION	UNITS PER ASSY	USABLE ON CODE
3 -		<p style="text-align: center;">1 2 3 4 5 6 7</p> <p>L---182 SERIAL 18253599 THRU 18260055 A182 SERIAL A182-0001 THRU A182-0116 M---182 SERIAL 18260056 THRU 18260179 A182 SERIAL A182-0117 THRU A182-0136 N---182 SERIAL 18260180 THRU 18260825 A182 SERIAL A182-0137 & ON P---182 SERIAL 18260056 THRU 18260445 A182 SERIAL A182-0117 THRU A182-0136 Q---182 SERIAL 18260446 & ON A182 SERIAL A182-0137 & ON R---182 SERIAL 18258506 THRU 18260179 A182 SERIAL A182-0097 THRU A182-0116 S---182 SERIAL 18260180 THRU 18260445 A182 SERIAL A182-0117 & ON T---182 SERIAL 18253599 THRU 18260825 A182 SERIAL A182-0001 & ON U---182 SERIAL 18260826 & ON V---182 SERIAL 18258506 THRU 18260445 A182 SERIAL A182-0097 & ON W---182 SERIAL 18253599 THRU 18260445 A182 SERIAL A182-0001 THRU A182-0116 X---182 SERIAL 18260446 THRU 18260825 A182 SERIAL A182-0137 & ON Y---182 SERIAL 18258506 THRU 18260455 Z---182 SERIAL 18260056 THRU 18260445 A182 SERIAL A182-0117 & ON AA---182 SERIAL 18260826 & ON A182 SERIAL A182-0137 & ON AB---182 SERIAL 18260446 THRU 18260825 A182 SERIAL A182-0116 THRU A182-0136 AC---182 SERIAL 18260446 THRU 18261425 A182 SERIAL A182-0117 THRU A182-0136 AD---182 SERIAL 18261426 & ON A182 SERIAL A182-0137 & ON</p>		

FIGURE AND INDEX NO.	PART NUMBER	DESCRIPTION	UNITS PER ASSY	USABLE ON CODE
		1 2 3 4 5 6 7		
4 -	0720601-201	STRUCTURE ASSEMBLY-WING LH WHEN EXHAUSTED USE 0720601-209 ---	1	A
	0720601-209	STRUCTURE ASSEMBLY-WING LH -----	1	C
	0720601-211	STRUCTURE ASSEMBLY-WING LH -----	1	D
	0720601-203 *	STRUCTURE ASSEMBLY-WING LH EXTENDED RANGE WHEN -----	1	A
		EXHAUSTED USE 0720601-210		
	0720601-210	STRUCTURE ASSEMBLY-WING LH EXTENDED RANGE -----	1	C
	0720601-213 *	STRUCTURE ASSEMBLY-WING LH EXTENDED RANGE -----	1	D
	0720601-202	STRUCTURE ASSEMBLY-WING RH -----	1	A
	0720601-204 *	STRUCTURE ASSEMBLY-WING RH EXTENDED RANGE -----	1	A
	0720601-208	STRUCTURE ASSEMBLY-WING RH -----	1	C
	0720601-212	STRUCTURE ASSEMBLY-WING RH -----	1	D
	0720601-207 *	STRUCTURE ASSEMBLY-WING RH EXTENDED RANGE -----	1	C
	0720601-214 *	STRUCTURE ASSEMBLY-WING RH EXTENDED RANGE -----	1	D
- 1	SEE FIG 5	LEADING EDGE ASSEMBLIES-WING -----	1	
	SEE FIG 7	SKINS & STRINGERS INSTALLATION -----	1	
- 2	SEE FIG 6	SPARS ASSEMBLIES -----	1	
	S1131-1	INSERT -----	2	
- 3	S1071-1	TUBE 63.7 IN LONG BULK ITEM REF S1071-1-63.7 ---	1	
		ATTACHING PARTS		
- 4	AN742D4	CLAMP TIN -----	1	
	S1021Z8-8	SCREW -----	1	
	NAS395-16-3	NUT -----	1	
		---*---		
- 5	0760607-3	BRACKET-PULLEY AILERON LH -----	1	
	0760607-4	BRACKET-PULLEY AILERON RH -----	1	
- 5A	1220092-1	STIFFENER-LH -----	1	
	1220092-2	STIFFENER-RH -----	1	
- 6	0721100-23	RIB ASSEMBLY-WING ROOT LH -----	1	
	0721100-24	RIB ASSEMBLY-WING ROOT RH -----	1	
- 7	1221101-1	REINFORCEMENT-WING ROOT RIB LH -----	1	
	1221101-2	REINFORCEMENT-WING ROOT RIB RH -----	1	
- 8	0721100-6	ANGLE-STIFFENER -----	2	
- 9	0721100-7	ANGLE-STIFFENER -----	2	
-10	1220019-18 *	RIB-LH -----	1	
	0720617-5 *	RIB-RH -----	1	
-11	0721111-21	RIB ASSEMBLY-WING FUEL BAY LH -----	1	
	0721111-25	RIB ASSEMBLY-WING FUEL BAY RH -----	1	
-12	1220019-19 *	RIB ASSEMBLY-LH STA 85.625 -----	1	
	1220019-20 *	RIB ASSEMBLY-RH STA 85.625 -----	1	
	NAS697A08	NUTPLATE -----	2	
-13	0721111-23	RIB-WING FUEL BAY LH -----	1	
	0721111-24	RIB-WING FUEL BAY RH -----	1	
-14	1220019-21 *	RIB-LH STA 85.625 -----	1	
	1220019-22 *	RIB-RH STA 85.625 -----	1	
-15	0721100-7	ANGLE-STIFFENER -----	2	
-16	0721100-6	ANGLE-STIFFENER -----	1	
-17	0722201-1	RIB-CENTER STA 85.625 -----	1	
-18	0523510-7	RIB-CENTER WING LH STA 100.0 -----	1	
	0523510-6	RIB-CENTER WING RH STA 100.0 -----	1	
-19	0523511-7	RIB-CENTER STA 118.0 -----	1	
-20	0523511-6	SPACER -----	1	
-21	0523512-8	RIB ASSEMBLY-CENTER STA 136.0 -----	1	A
	0523512-14	RIB-CENTER STA 136.0 -----	1	B
	0724108-1	BRACKET -----	1	
-22	0523513-9	RIB-CENTER WING LH STA 154.0 -----	1	
	0523513-10	RIB-CENTER WING RH STA 154.0 -----	1	
	0724108-1	BRACKET-SERVO CABLE SPRING SUPPORT -----	2	G
-23	0720607-1	RIB-CENTER STA 172.0 WEU 0722198-1 -----	1	
	0722198-1	RIB-CENTER STA 172.0 -----	1	
-24	0720607-2	RIB-CENTER STA 190.0 WEU 0722199-1 -----	1	
	0722199-1	RIB-CENTER STA 190.0 -----	1	
-25	0720608-7	RIB-WING CENTER SECTION STA 208.0 WHEN EXHAUSTED -----	1	A
		USE 0720608-15		
	S1863-3A	NUTPLATE -----	10	
	0720608-15	RIB-WING CENTER SECTION STA 208.0 -----	1	B
	NAS686A08K	NUTPLATE -----	10	
-26	NAS395-14-3	NUT -----	2	
-27	0523232-2	RIB-TRAILING EDGE ROOT STA 23.625 -----	1	
-28	1221010-7	RIB ASSEMBLY-FLAP TRACK STA 39.0 & 85.875 WHEN -----	2	
		EXHAUSTED USE 1221010-15		
	1221010-13	BRACKET -----	1	
	1221010-14	BRACKET -----	1	
	1221010-15	RIB ASSEMBLY-FLAP TRACK STA 39.0 & 85.875 -----	2	
	MS35489-38S	GROMMET -----	1	
-29	0523233-6	RIB-TRAILING EDGE STA 56.531 -----	1	A
	0523233-6	RIB-TRAILING EDGE LH STA 56.531 -----	1	B

CONTINUED ON NEXT PAGE

Wing (Cont)

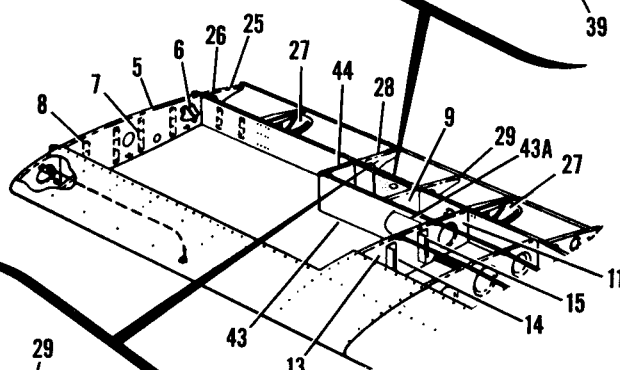
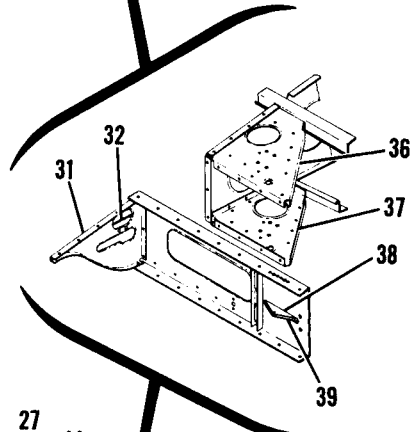
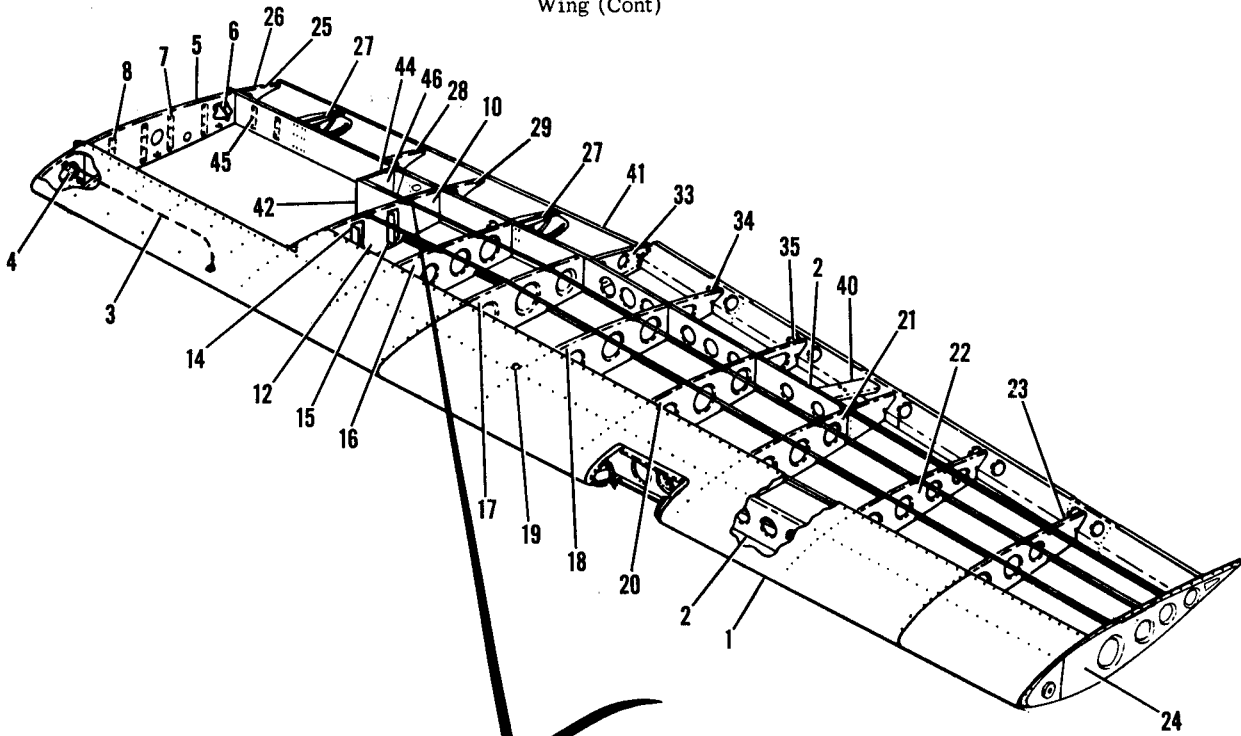


182 SERIAL 18253599 THRU 18260055

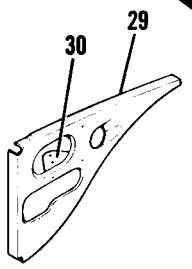
Figure 4. Wing Structure Assembly

FIGURE AND INDEX NO.	PART NUMBER	DESCRIPTION	UNITS PER ASSY	USABLE ON CODE
		1 2 3 4 5 6 7		
4 -30	0523233-10	RIB-TRAILING EDGE RH STA 56.531 -----	1	E
	0523233-14	RIB-TRAILING EDGE RH STA 56.531 -----	1	F
-31	1262020-1	BRACKET-FLAP CONTROL CLAMP -----	1	E
	0723627-1	BRACKET-FLAP CONTROL CLAMP -----	1	F
-31A	0523233-7	RIB-TRAILING EDGE STA 76.602 -----	1	
-31B	0523233-3	RUB STRIP -----	1	
-32	0523230	RIB ASSEMBLY-TRAILING EDGE WING LH STA 100.5 -----	1	
	0523230-1	RIB ASSEMBLY-TRAILING EDGE WING RH STA 100.5 -----	1	
	0523230-4	ANGLE-WING LH -----	1	
	0523230-5	ANGLE-WING RH -----	1	
-33	0523511-4	RIB-TRAILING EDGE STA 118.0 -----	1	
-34	0523512-4	RIB-TRAILING EDGE STA 136.0 -----	1	
-35	0721112-3	BRACKET-FLAP BELLCRANK UPPER LH -----	1	
	0720606-1	BRACKET-FLAP BELLCRANK UPPER RH -----	1	
-36	0721112-1	BRACKET-FLAP BELLCRANK LOWER LH -----	1	
	0720606-2	BRACKET-FLAP ACTUATOR LWR RH WHEN EXHAUSTED USE 0720606-12- -----	1	C
	0720606-12	BRACKET-FLAP ACTUATOR LWR RH -----	1	D
-37	0760618-1	BRACKET-FLAP PULLEY UPPER LH -----	1	
		ATTACHING PARTS		
	AN520-10R8	SCREW -----	2	
	MS21044N3	NUT -----	2	
		---*---		
	0523407-1	BRACKET-FLAP PULLEY UPPER RH -----	1	
	0720606-3	DOUBLER-FLAP ACTUATOR UPPER RH -----	1	
-38	0760618-2	BRACKET-FLAP PULLEY LOWER LH -----	1	
		ATTACHING PARTS		
	AN520-10R8	SCREW -----	2	
	MS21044N3	NUT -----	2	
		---*---		
	0523407	BRACKET-FLAP PULLEY LOWER RH -----	1	
	0720606-4	DOUBLER-FLAP ACTUATOR LWR RH WHEN EXHAUSTED USE 0720606-10- -----	1	C
	0720606-10	DOUBLER-FLAP ACTUATOR LWR RH -----	1	D
-39	0523219-2	CHANNEL-AILERON BELLCRANK SUPPORT UPPER LH -----	1	
	0523219-3	CHANNEL-AILERON BELLCRANK SUPPORT UPPER RH -----	1	
	0523219-4	CHANNEL-AILERON BELLCRANK SUPPORT LOWER LH -----	1	
	0523219-5	CHANNEL-AILERON BELLCRANK SUPPORT LOWER RH -----	1	
-40	0720005-1	STIFFENER-TRAILING EDGE INBOARD -----	1	
-41	0721111-5	BULKHEAD ASSEMBLY WHEN EXHAUSTED USE 0721111-28 -----	1	C
	0721111-28	BULKHEAD ASSEMBLY -----	1	D
-42	1220019-13	BULKHEAD ASSEMBLY-LH -----	1	
	1220019-25	BULKHEAD ASSEMBLY-RH -----	1	C
	1220019-27	BULKHEAD ASSY-RH -----	1	D
-42A	1220019-17	CUP LH WING ONLY -----	1	
-43	0721111-3	RIB-LH STA 56.531 -----	1	
	0721111-4	RIB-RH STA 56.531 -----	1	C
	0721111-26	RIB-RH STA. 56.531 -----	1	D
-44	0760617-1	BRACKET ASSEMBLY-IDLER LH WING ONLY -----	1	
	0720616-1	SUPPORT ASSEMBLY-TRANSMITTER RH SIDE ONLY -----	1	A
-45	1262011-1	SUPPORT-LEVER ARM FLAP CONTROL UPR RH SIDE ONLY -----	1	B
	1262011-2	SUPPORT-LEVER ARM FLAP CONTROL LWR RH SIDE ONLY -----	1	B
<p>NOTE. *DENOTES PARTS USED ON WING WITH EXTENDED RANGE FUEL TANK.</p> <p>NOTE. WING STRUCTURE ASSEMBLIES INCLUDE ALL WIRING NECESSARY FOR INSTALLATION.</p> <p>A---182 SERIAL 18253599 THRU 18258505 A182 SERIAL A182-0001 THRU A182-0096</p> <p>B---182 SERIAL 18258506 THRU 18260055 A182 SERIAL A182-0097 THRU A182-0116</p> <p>C---182 SERIAL 18258506 THRU 18259170 EXCEPT- 18258606, 18258609, 18258618, 18258625, 18258632, 18258639, 18258646, 18258653, 18258660, 18258667, 18258674, 18258681, 18258689, 18258695, 18258702, 18258709, 18258716, 18258723, 18258730, 18258737 A182 SERIAL A182-0001 THRU A182-0116</p> <p>D---182 SERIAL 18258606, 18258609, 18258618, 18258625, 18258632, 18258639, 18258646, 18258653, 18258660, 18258667, 18258674, 18258681, 18258689, 18258695, 18258702, 18258709, 18258716, 18258723, 18258730, 18258737, 18259171 THRU 18260055</p> <p>E---182 SERIAL 18258506 THRU 18260009 A182 SERIAL A182-0097 THRU A182-0116</p> <p>F---182 SERIAL 18260010 THRU 18260055</p> <p>G---182 SERIAL 18258866 THRU 18260055</p>				

Wing (Cont)



EXTENDED RANGE FUEL BAY



182 SERIAL 18260056 THRU 18260825

Figure 4A. Wing Structure Assembly

FIGURE AND INDEX NO.	PART NUMBER	DESCRIPTION	UNITS PER ASSY	USABLE ON CODE
		1 2 3 4 5 6 7		
4A-	0721182-200	STRUCTURE ASSY-LH WING WEU 0721182-205 -----	1	A
	0721182-205	STRUCTURE ASSY-LH WING -----	1	B
	0721182-202	* STRUCTURE ASSY-LH EXTENDED RANGE WEU 0721182-207 -----	1	A
	0721182-207	* STRUCTURE ASSY-LH WING EXTENDED RANGE -----	1	B
	0721182-201	STRUCTURE ASSEMBLY-RH WING -----	1	A
	0721182-204	STRUCTURE ASSY-RH WING -----	1	B
	0721182-203	* STRUCTURE ASSEMBLY-RH WING EXTENDED RANGE -----	1	A
	0721182-206	* STRUCTURE ASSY-RH WING EXTENDED RANGE -----	1	B
- 1	SEE FIG 5A	LEADING EDGE ASSEMBLIES-WING -----	1	
	SEE FIG 7	SKINS & STRINGERS INSTALLATION -----	1	
- 2	SEE FIG 6	SPARS ASSEMBLIES -----	1	
	S1131-1	INSERT -----	2	
- 3	S1071-1	TUBE 63.7 IN LG BULK ITEM REF S1071-1-63.7 -----	1	
		ATTACHING PARTS -----		
- 4	AN742D4	CLAMP TIN -----	1	
	S1021Z8-8	SCREW -----	1	
	NAS395-16-3	NUT -----	1	
		---*---		
- 5	0721100-23	RIB ASSEMBLY-WING ROOT LH -----	1	
	0721100-24	RIB ASSEMBLY-WING ROOT RH -----	1	
- 6	1221101-1	REINFORCEMENT-WING ROOT RIB LH -----	1	
	1221101-2	REINFORCEMENT-WING ROOT RIB RH -----	1	
- 7	0721100-6	ANGLE-STIFFENER -----	1	
- 8	0721100-7	ANGLE-STIFFENER -----	2	
- 9	1220019-18	RIB-LH -----	1	
	0720617-5	* RIB-RH -----	1	
-10	0721111-21	RIB ASSEMBLY-WING FUEL BAY LH -----	1	
	0721111-25	RIB ASSEMBLY-WING FUEL BAY RH -----	1	
-11	1220019-19	* RIB ASSEMBLY-LH STA 85.625 -----	1	
	1220019-20	* RIB ASSEMBLY-RH STA 85.625 -----	1	
	NAS697A08	NUTPLATE -----	2	
-12	0721111-23	RIB-WING FUEL BAY LH -----	1	
	0721111-24	RIB-WING FUEL BAY RH -----	1	
-13	1220019-21	* RIB-LH STA 85.625 -----	1	
	1220019-22	* RIB-RH STA 85.625 -----	1	
-14	0721100-7	ANGLE-STIFFENER -----	2	
-15	0721100-6	ANGLE-STIFFENER -----	1	
-16	0523509-2	RIB-CENTER LH STA 85.625 WEU 0722201-1 -----	1	
	0523509-5	RIB-CENTER RH STA 85.625 WEU 0722201-1 -----	1	
	0722201-1	RIB-CENTER STA 85.625 -----	1	
	NAS697A08	NUTPLATE -----	2	
-17	0523510-7	RIB-CENTER WING LH STA 100.00 -----	1	
	0523510-6	RIB-CENTER WING RH STA 100.00 -----	1	
-18	0523511-16	RIB-CENTER STA 118.00 WEU 0722195-1 -----	1	
	0722195-1	RIB-CENTER STA 118.00 -----	1	
-19	0523511-6	SPACER -----	1	
-20	0523512-25	RIB ASSY-CENTER STA 136.0 WEU 0722196-2 -----	1	B
	NAS686A3	NUT -----	4	B
	0722196-2	RIB-CENTER RH STA 136.0 -----	1	B
	0523512-24	RIB ASSY-CENTER LH WEU 0722196-1 -----	1	B
	0722196-1	RIB ASSY-CENTER LH STA 136.0 -----	1	B
	0722016-1	BRACKET ASSY-AFT -----	1	
	0722016-2	BRACKET ASSY-FWD -----	1	
	NAS686A08	NUTPLATE -----	2	
	0724108-1	BRACKET -----	1	
-21	0523513-15	RIB-CENTER WING LH STA 154.00 WEU 0722197-3 -----	1	
	0722197-3	RIB-CENTER LH STA 154.00 -----	1	B
	0523513-16	RIB-CENTER WING RH STA 154.00 WEU 0722197-4 -----	1	
	0722197-4	RIB-CENTER RH STA 154.00 -----	1	B
	0724108-1	BRACKET -----	1	
	S1050-3	GROMMET-LH WING ONLY 2.25 IN LG BKI REF S1050-3-2.25 -----	AR	
-22	0720607-1	RIB-CENTER STA 172.00 WEU 0722198-1 -----	1	
	0722198-1	RIB-CENTER STA 172.00 -----	1	B
-23	0720607-2	RIB-CENTER STA 190.00 WEU 0722199-1 -----	1	
	0722199-1	RIB-CENTER STA 190.00 -----	1	B
-24	0720608-15	RIB-WING CENTER SECTION STA 208.00 -----	1	
	NAS686A08K	NUTPLATE -----	10	
-25	NAS395-14-3	NUT -----	4	
-26	0523232-2	RIB-TRAILING EDGE ROOT STA 23.625 -----	1	

CONTINUED ON NEXT PAGE

FIGURE AND INDEX NO.	PART NUMBER	DESCRIPTION	UNITS PER ASSY							USABLE ON CODE	
			1	2	3	4	5	6	7		
4A-27	1221010-15	RIB ASSEMBLY-FLAP TRACK STA 39.00 & 85.875 ----- ATTACHING PARTS								2	
	NAS221-8	SCREW -----								2	
	AN960-10	WASHER -----								2	
	MS21044N3	NUT -----								2	
	MS35489-38	*----- GROMMET -----								1	
-28	0523233-6	RIB-TRAILING EDGE LH STA 56.531 -----								1	
-29	0523233-14	RIB ASSY-TRAILING EDGE STA 56.531 -----								1	A
-30	0723627-1	BRACKET-FLAP CONTROL CLAMP -----								1	A
	0523233-20	RIB-TRAILING EDGE RH STA 56.531 -----								1	B
-31	0523233-7	RIB-TRAILING EDGE STA 72.602 -----								1	
-32	0523233-3	RUB STRIP -----								1	
-33	0523230	RIB ASSEMBLY-TRAILING EDGE WING LH STA 100.5 -----								1	
	0523230-1	RIB ASSEMBLY-TRAILING EDGE WING RH STA 100.5 -----								1	
	0523230-4	ANGLE-WING LH -----								1	
	0523230-5	ANGLE-WING RH -----								1	
-34	0523511-4	RIB-TRAILING EDGE STA 118.00 -----								1	
-35	0523512-4	RIB-TRAILING EDGE STA 136.00 -----								1	
-36	0721117-3	BRACKET-FLAP BELLCRANK UPPER LH -----								1	
	0720606-5	BRACKET-FLAP BELLCRANK UPPER RH -----								1	
-37	0721117-1	BRACKET-FLAP ACTUATOR LOWER LH -----								1	
	0720606-8	BRACKET-FLAP ACTUATOR LOWER RH -----								1	
-38	0760618-1	BRACKET-FLAP PULLEY UPPER LH -----								1	
	AN520-10R8	ATTACHING PARTS									
	MS21044N3	SCREW -----								2	
		NUT -----								2	
	0523407-1	*----- BRACKET-FLAP PULLEY UPPER RH -----								1	
-39	0720606-3	* DOUBLER-FLAP ACTUATOR UPPER RH -----								1	
	0760618-2	BRACKET-FLAP PULLEY LOWER -----								1	
	AN520-10R8	ATTACHING PARTS									
	MS21044N3	SCREW -----								2	
		NUT -----								2	
	0523407	*----- BRACKET-FLAP PULLEY LOWER RH -----								1	
-40	0720606-10	* DOUBLER-FLAP ACTUATOR LOWER RH -----								1	
	0523219-2	CHANNEL-AILERON BELLCRANK SUPPORT UPPER LH -----								1	
	0523219-3	CHANNEL-AILERON BELLCRANK SUPPORT UPPER RH -----								1	
	0523219-6	CHANNEL-AILERON BELLCRANK SUPPORT LOWER RH -----								1	
	0523219-7	CHANNEL-AILERON BELLCRANK SUPPORT LOWER LH -----								1	
-41	0720005-1	STIFFENER-TRAILING EDGE INBOARD -----								1	
-42	0722012-11	BULKHEAD ASSEMBLY-LH -----								1	
	0722012-12	BULKHEAD ASSEMBLY-RH -----								1	A
	0722012-16	BULKHEAD ASSEMBLY-RH -----								1	
-43	1220019-13	* BULKHEAD ASSEMBLY-LH -----								1	
	1220019-27	* BULKHEAD ASSEMBLY-RH -----								1	A
	1220019-35	* BULKHEAD ASSEMBLY-RH -----								1	B
-43A	1220019-17	CUP -----								1	
-44	0721111-3	RIB-LH STA 56.531 -----								1	
	0721111-26	RIB-RH STA 56.531 -----								1	A
	0721111-33	RIB-RH STA 56.531 -----								1	B
-45	0760617-1	BRACKET ASSEMBLY-IDLER LH WING ONLY -----								1	
-46	1262011-1	SUPPORT-LEVER ARM FLAP CONTROL UPR RH SIDE ONLY -----								1	A
	1262011-2	SUPPORT-LEVER ARM FLAP CONTROL LWR RH SIDE ONLY -----								1	A

NOTE. *DENOTES PARTS USED ON WING WITH EXTENDED RANGE FUEL TANK.

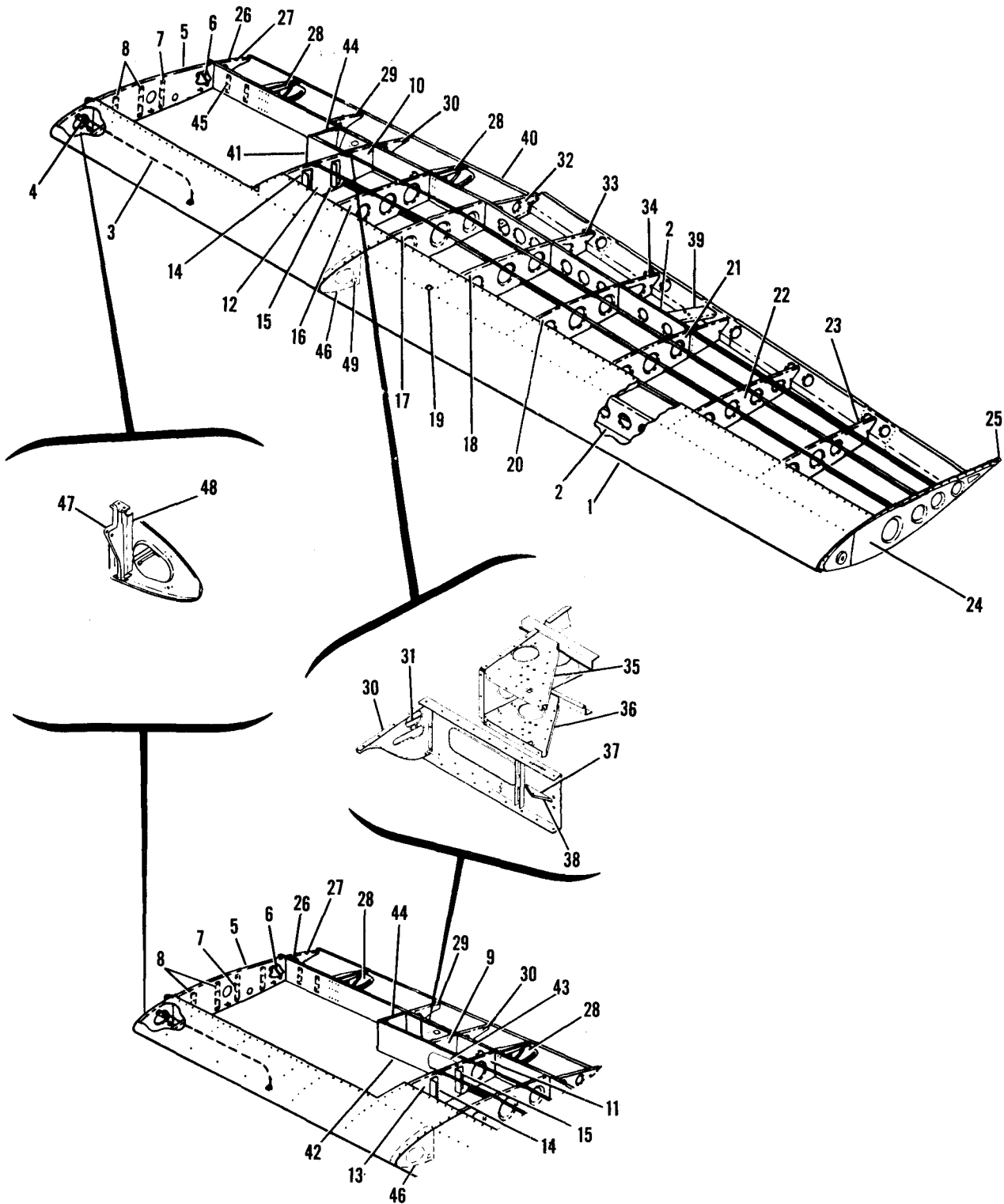
NOTE. WING STRUCTURE ASSEMBLIES INCLUDE ALL WIRING NECESSARY FOR INSTALLATION.

A---182 SERIAL 18260056 THRU 18260445
 A182 SERIAL A182-0117 THRU A182-0136
 B---182 SERIAL 18260446 THRU 18260825

FIGURE AND INDEX NO.	PART NUMBER		DESCRIPTION							UNITS PER ASSY	USABLE ON CODE
			1	2	3	4	5	6	7		
4B-	0722182-1		STRUCTURE ASSY-LH WING -----							1	A
	0722182-3	*	STRUCTURE ASSY-LH WING EXTENDED RANGE -----							1	A
	0722182-2		STRUCTURE ASSY-RH WING -----							1	A
	0722182-4	*	STRUCTURE ASSY-RH WING EXTENDED RANGE -----							1	A
- 1	SEE FIG 5B		LEADING EDGE ASSEMBLIES-WING -----							1	
	SEE FIG 7A		SKINS & STRINGERS INSTALLATION -----							1	
- 2	SEE FIG 6A		SPARS ASSEMBLIES -----							1	
	S1131-1		INSERT -----							2	
- 3	S1071-1		TUBE 63.7 IN LG BULK ITEM REF S1071-1-63.7 -----							1	
			ATTACHING PARTS								
- 4	AN742D4		CLAMP TIN -----							1	
	S1021Z8-8		SCREW -----							1	
	NAS395-16-3		NUT -----							1	
			---*---								
- 5	0722017-1		RIB ASSEMBLY-WING ROOT LH -----							1	
	0722017-2		RIB ASSEMBLY-WING ROOT RH -----							1	
- 6	1221101-3		REINFORCEMENT-WING ROOT RIB LH -----							1	
	1221101-4		REINFORCEMENT-WING ROOT RIB RH -----							1	
- 7	0721100-6		ANGLE-STIFFENER -----							1	
- 8	0721100-7		ANGLE-STIFFENER -----							2	
- 9	1220019-18	*	RIB-LH -----							1	
	0720617-5	*	RIB-RH -----							1	
-10	0721111-21		RIB ASSEMBLY-WING FUEL BAY LH -----							1	
	0721111-25		RIB ASSEMBLY-WING FUEL BAY RH -----							1	
-11	1220019-19	*	RIB ASSEMBLY-LH STA 85.625 -----							1	
	1220019-20	*	RIB ASSEMBLY-RH STA 85.625 -----							1	
	NAS697A08		NUTPLATE -----							2	
-12	0721111-23		RIB-WING FUEL BAY LH -----							1	
	0721111-24		RIB-WING FUEL BAY RH -----							1	
-13	1220019-21	*	RIB-LH STA 85.625 -----							1	
	1220019-22	*	RIB-RH STA 85.625 -----							1	
-14	0721100-7		ANGLE-STIFFENER -----							2	
-15	0721100-6		ANGLE-STIFFENER -----							1	
-16	0722201-1		RIB-CENTER STA 85.375 -----							1	
-17	0722194-1		RIB ASSEMBLY-CENTER WING LH STA 100.00 -----							1	
	0722194-2		RIB ASSEMBLY-CENTER WING RH STA 100.00 -----							1	
-18	0722195-1		RIB-CENTER STA 118.00 -----							1	
-19	0523511-6		SPACER -----							1	
-20	0722196-1		RIB ASSEMBLY-CENTER STA 136.00 -----							1	
	0722016-1		BRACKET ASSEMBLY-AFT -----							1	D
	C722016-2		BRACKET ASSEMBLY-FWD -----							1	D
	NAS686A3		NUTPLATE -----							2	
	0722196-2		RIB-CENTER STA 136.00 -----							1	E
-21	0722197-1		RIB ASSEMBLY-CENTER WING LH STA 154.00 -----							1	
	0722197-2		RIB ASSEMBLY-CENTER WING RH STA 154.00 -----							1	
	0724108-1		BRACKET -----							1	
-22	0722198-1		RIB-CENTER STA 172.00 -----							1	
-23	0722199-1		RIB-CENTER STA 190.00 -----							1	
-24	0722200-1		RIB ASSEMBLY-CENTER LH WING STA 208.00 -----							1	
	0722200-2		RIB ASSEMBLY-CENTER RH WING STA 208.00 -----							1	
	NAS686A08		NUTPLATE -----							10	
-25	0721107-1		FAIRING-TRAILING EDGE LH STA 208.00 -----							1	
	0721107-2		FAIRING-TRAILING EDGE RH STA 208.00 -----							1	
-26	0523232-2		RIB-TRAILING EDGE ROOT STA 23.625 -----							1	
-27	NAS395-14-3		NUT -----							2	
-28	1221010-15		RIB ASSEMBLY-FLAP TRACK STA 39.00 & 85.68 -----							2	
			ATTACHING PARTS								
	NAS221-8		SCREW -----							2	
	AN960-10		WASHER -----							2	
	MS21044N3		NUT -----							2	
			---*---								
-29	0523233-6		RIB-TRAILING EDGE LH STA 56.53 -----							1	
	0523233-20		RIB-TRAILING EDGE RH STA 56.53 -----							1	
-30	0523233-7		RIB ASSEMBLY-TRAILING EDGE STA 72.602 -----							1	
-31	0523233-3		RUB STRIP -----							1	

CONTINUED ON NEXT PAGE

Wing (Cont)



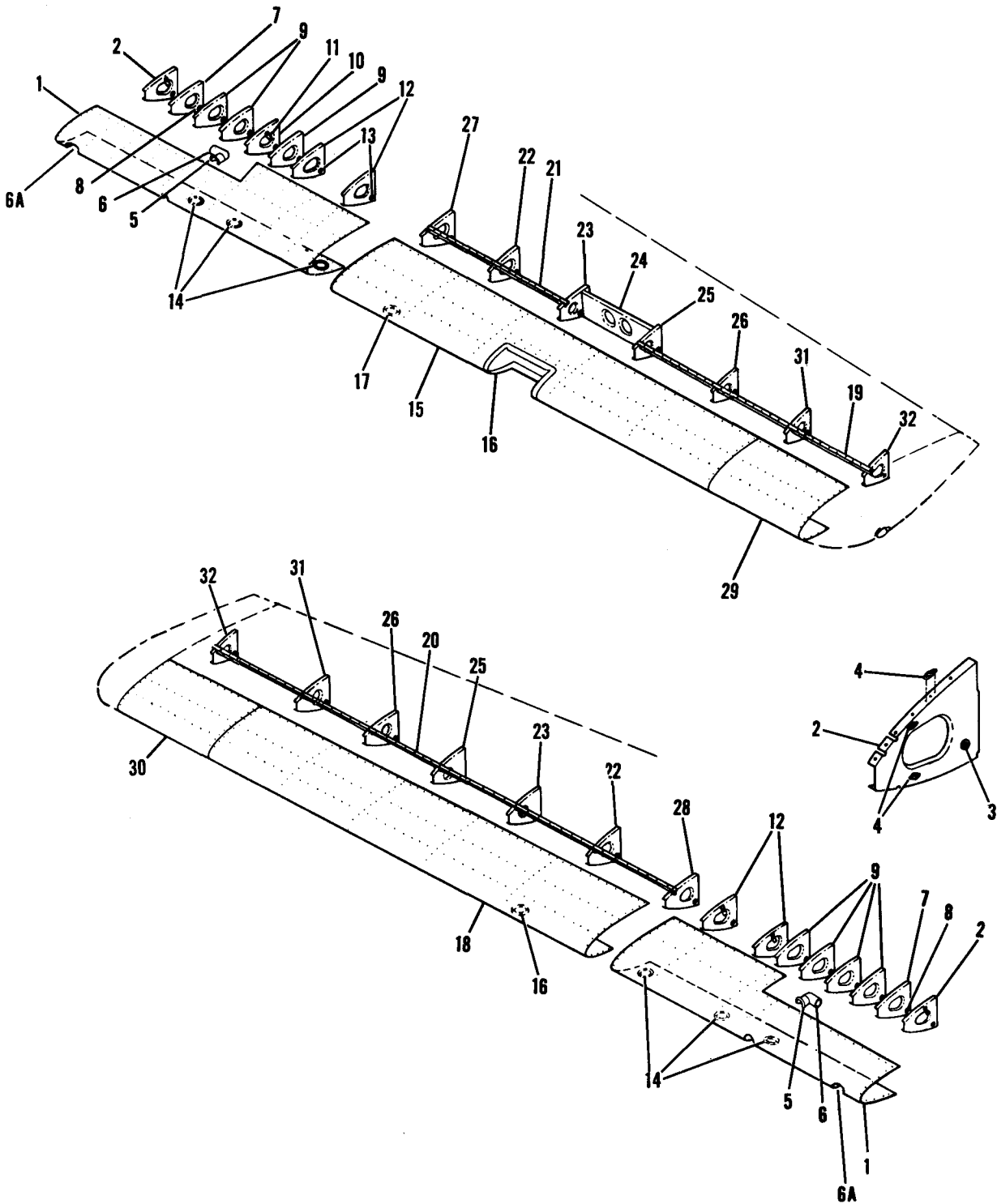
EXTENDED RANGE FUEL BAY

182 SERIAL 18260826 & ON

Figure 4B. Wing Structure Assembly

FIGURE AND INDEX NO.	PART NUMBER	DESCRIPTION							UNITS PER ASSY	USABLE ON CODE
		1	2	3	4	5	6	7		
48-32	0523230	RIB ASSEMBLY-TRAILING EDGE WING LH STA 100.50 -----							1	
	0523230-1	RIB ASSEMBLY-TRAILING EDGE WING RH STA 100.50 -----							1	
	0523230-4	ANGLE-WING LH -----							1	
	0523230-5	ANGLE-WING RH -----							1	
-33	0523511-4	RIB-TRAILING EDGE STA 118.00 -----							1	
-34	0523512-4	RIB-TRAILING EDGE STA 136.00 -----							1	
-35	0721117-3	BRACKET-FLAP BELLCRANK UPPER LH -----							1	
	0720606-5	DOUBLER-FLAP ACTUATOR UPPER RH -----							1	
	0720606-3	*	DOUBLER-FLAP ACTUATOR UPPER RH -----						1	
-36	0721117-1	BRACKET-FLAP BELLCRANK LOWER LH -----							1	
	0720606-8	DOUBLER-FLAP ACTUATOR LOWER RH -----							1	
-37	0720606-10	*	DOUBLER-FLAP ACTUATOR LOWER RH -----						1	
	0760618-1	BRACKET-FLAP PULLEY UPPER LH -----							1	
		ATTACHING PARTS								
	AN520-10R8	SCREW -----							2	
	MS21044N3	NUT -----							2	
		---*---								
-38	0523407-1	BRACKET-FLAP PULLEY UPPER RH -----							1	
	0760618-2	BRACKET-FLAP PULLEY LOWER LH -----							1	
		ATTACHING PARTS								
	AN520-10R8	SCREW -----							2	
	MS21044N3	NUT -----							2	
		---*---								
-39	0523407	BRACKET-FLAP PULLEY LOWER RH -----							1	
	0523219-2	CHANNEL-AILERON BELLCRANK SUPPORT UPPER LH -----							1	
	0523219-3	CHANNEL-AILERON BELLCRANK SUPPORT UPPER RH -----							1	
	0523219-6	CHANNEL-AILERON BELLCRANK SUPPORT LOWER RH -----							1	
	0523219-7	CHANNEL-AILERON BELLCRANK SUPPORT LOWER LH -----							1	
-40	0720005-1	STIFFENER-TRAILING EDGE INBOARD -----							1	
-41	0722012-11	BULKHEAD ASSEMBLY-LH -----							1	
	0722012-16	BULKHEAD ASSEMBLY-RH -----							1	
-42	1220019-13	*	BULKHEAD ASSEMBLY-LH -----						1	
	1220019-35	*	BULKHEAD ASSEMBLY-RH -----						1	
-43	1220019-17	CUP -----							1	
-44	0721111-3	RIB-LH STA 56.531 -----							1	
	0721111-33	RIB-RH STA 56.531 -----							1	
-45	0760617-1	BRACKET ASSEMBLY-IDLER LH WING ONLY -----							1	
-46	0722187-1	RIB-LEADING EDGE LH STA 100.00 -----							1	
	0722187-2	RIB-LEADING EDGE RH STA 100.00 -----							1	
-47	0760607-3	BRACKET ASSEMBLY-AILERON PULLEY LH -----							1	
	0760607-4	BRACKET ASSEMBLY-AILERON PULLEY RH -----							1	
-48	1220092-1	STIFFENER-LH -----							1	
	1220092-2	STIFFENER-RH -----							1	
-49	NAS557-8A	GROMMET 1LH & 1RH -----							2	B C
	S1291-8	GROMMET 1LH & 1RH -----							2	
<p>NOTE. *DENOTES PARTS USED ON WING WITH EXTENDED RANGE FUEL TANK.</p> <p>NOTE. WING STRUCTURE ASSEMBLIES INCLUDE ALL WIRING NECESSARY FOR INSTALLATION.</p> <p>A---182 SERIAL 18260826 & ON B---182 SERIAL 18260826 THRU 18261040 C---182 SERIAL 18261041 & ON D---182 SERIAL 18260826 THRU 18261425 E---182 SERIAL 18261426 & ON</p>										

Wing (Cont)



182 SERIAL 18253599 THRU 18260055

Figure 5. Wing Leading Edge Assembly

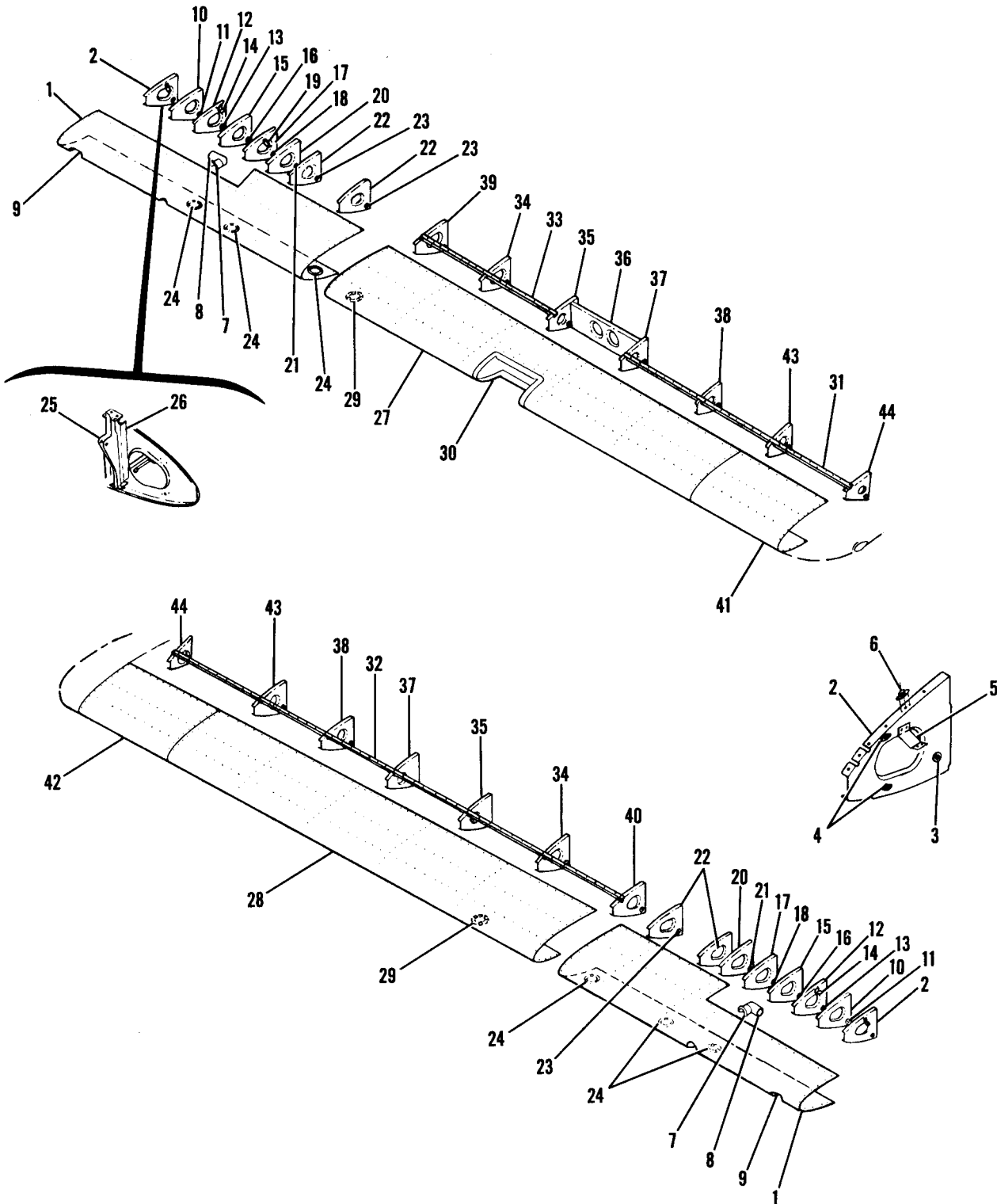
FIGURE AND INDEX NO.	PART NUMBER	DESCRIPTION							UNITS PER ASSY	USABLE ON CODE		
		1	2	3	4	5	6	7				
5 -	0720601-3	LEADING EDGE ASSEMBLY-WING INBOARD LH STA 23.625 TO 100.00-							1	A		
	0720601-59	LEADING EDGE ASSEMBLY-WING INBOARD LH STA 23.625 TO 100.00-							1	B		
	0720601-29	*	LEADING EDGE ASSEMBLY-WING INBOARD LH STA 23.625 TO 100.00-							1	A	
	0720601-61	*	LEADING EDGE ASSEMBLY-WING INBOARD LH STA 23.625 TO 100.00-							1	B	
	0720601-4	LEADING EDGE ASSEMBLY-WING INBOARD RH STA 23.625 TO 100.00-							1	A		
	0720601-60	LEADING EDGE ASSEMBLY-WING INBOARD RH STA 23.625 TO 100.00-							1	B		
	0720601-30	*	LEADING EDGE ASSEMBLY-WING INBOARD RH STA 23.625 TO 100.00-							1	A	
	0720601-62	*	LEADING EDGE ASSEMBLY-WING INBOARD RH STA 23.625 TO 100.00-							1	B	
	- 1	0720601-11	SKIN-LEADING EDGE INBOARD LH -----							1	A	
		0720601-57	SKIN-LEADING EDGE INBOARD LH -----							1	B	
		1220003-5	*	SKIN-LEADING EDGE INBOARD LH -----							1	A
		1220003-26	*	SKIN-LEADING EDGE INBOARD LH WEU 1220003-25 -----							1	B
		1220003-25	*	SKIN-LEADING EDGE INBOARD LH -----							1	B
		0720601-12	SKIN-LEADING EDGE INBOARD RH -----							1	A	
		0720601-58	SKIN-LEADING EDGE INBOARD RH -----							1	B	
		1220004-4	*	SKIN-LEADING EDGE INBOARD RH -----							1	A
		1220004-25	*	SKIN-LEADING EDGE INBOARD RH WEU 1220004-24 -----							1	B
		1220004-24	SKIN-LEADING EDGE INBOARD RH -----							1	B	
		- 2	0720603-1	RIB ASSEMBLY-LEADING EDGE NOSE LH STA 23.625 -----							1	
			0720603-2	RIB ASSEMBLY-LEADING EDGE NOSE RH STA 23.625 -----							1	
	- 3	MS20230A2	GROMMET -----							1		
	- 4	S1863-3A	NUTPLATE -----							2		
	- 5	0413157	SCOOP-CABIN AIR VENT -----							1		
	- 6	0450314	FITTING-CABIN AIR VENT -----							1		
		ATTACHING PARTS										
		S1021Z8-8	SCREW -----							1		
NAS446-4-3		NUT -----							1			
-----*												
- 6A		1200637-2	SCOOP-AIR -----							1	B	
		0700692-1	CAP-AIR INLET -----							1	B	
ATTACHING PARTS												
NAS397-22		CLAMP -----							1	B		
-----*												
- 7	0523107	RIB ASSEMBLY-NOSE STA 34.5 -----							1			
- 8	MS20230A2	GROMMET -----							1			
- 9	0720611-4	RIB ASSEMBLY-LH STA 40.375,48.75 & 64.5 -----							3			
	0720611-4	RIB ASSEMBLY-RH STA 40.375,48.75,57.125 & 64.5 -----							4			
-10	0720611-5	RIB ASSEMBLY-WING LEADING EDGE LH STA 57.125 -----							1			
-11	0422292	BRACKET-LH WING ONLY -----							1			
	MS20230A2	GROMMET -----							1			
-12	0720604-1	RIB ASSEMBLY-NOSE STA 71.977 & 85.625 -----							2			
-13	MS20230A2	GROMMET -----							1			
-14	S226-2	DOUBLER-INSPECTION OPENING -----							3			
	NAS444-14-3	NUT -----							3			
	0720601-5	LEADING EDGE ASSEMBLY-WING OUTBOARD LH STA 100.00 TO 190 --							1			
	0720601-6	LEADING EDGE ASSEMBLY-WING OUTBOARD RH STA 100.00 TO 190 --							1			
-15	0720601-205	SKIN ASSEMBLY-LEADING EDGE LH -----							1			
-16	0722100-1	DOUBLER ASSEMBLY-LANDING LIGHT -----							1			
-17	S226-2	DOUBLER-INSPECTION OPENING -----							1			
	NAS444-14-3	NUT -----							3			
-18	0720601-14	SKIN-LEADING EDGE RH -----							1			
-19	0523541-61	STRINGER-LH -----							1			
-20	0523541-62	STRINGER-RH -----							1			
-21	0523541-63	STRINGER-LH -----							1			
	MS20230A2	GROMMET -----							1			
-22	0720602-1	RIB ASSEMBLY-NOSE STA 118.0 -----							1			
	MS20230A2	GROMMET -----							1			
-23	0720609-1	RIB ASSEMBLY-NOSE STA 136.0 -----							1			
	MS20230A2	GROMMET -----							1			
-24	0523106-4	BRACKET ASSEMBLY-LANDING LIGHT LH ONLY -----							1			
	NAS680A08	NUTPLATE -----							6			
-25	0720608-3	RIB ASSEMBLY STA 154.0 -----							1			
	MS20230A2	GROMMET -----							1			
-26	0720607-3	RIB ASSEMBLY STA 172.0 -----							1			
	MS20230A2	GROMMET -----							1			

CONTINUED ON NEXT PAGE

FIGURE AND INDEX NO.	PART NUMBER	DESCRIPTION	UNITS PER ASSY	USABLE ON CODE
		1 2 3 4 5 6 7		
5 -27	0720610-1	RIB ASSEMBLY-NOSE LH STA 100.00 -----	1	
-28	0720610-2	RIB ASSEMBLY-NOSE RH STA 100.00 -----	1	
	MS20230AZ	GROMMET -----	1	
-29	0720601-15	SKIN-LEADING EDGE LH -----	1	
-30	0720601-16	SKIN-LEADING EDGE RH -----	1	
-31	0720607-4	RIB ASSEMBLY STA 190.00 -----	1	
-32	0720608-2	RIB ASSEMBLY STA 208.0 -----	1	
<p>NOTE. *DENOTES PARTS USED ON WING WITH EXTENDED RANGE FUEL TANK.</p> <p>A---182 SERIAL 18253599 THRU 18254526 B---182 SERIAL 18254527 THRU 18260055 A182 SERIAL A182-0001 THRU A182-0116</p>				

FIGURE AND INDEX NO.	PART NUMBER	DESCRIPTION	UNITS PER ASSY	USABLE ON CODE
		1 2 3 4 5 6 7		
5A-	0721182-5	LEADING EDGE ASSEMBLY-WING INBOARD LH STA 23.62 TO 100.00 -	1	A
	0721182-7 *	LEADING EDGE ASSEMBLY-WING INBOARD LH STA 23.62 TO 100.00 -	1	A
	0721182-6	LEADING EDGE ASSEMBLY-WING INBOARD RH STA 23.62 TO 100.00 -	1	A
	0721182-8 *	LEADING EDGE ASSEMBLY-WING INBOARD RH STA 23.62 TO 100.00 -	1	A
- 1	0720601-57	SKIN-LEADING EDGE INBOARD LH -----	1	
	1220003-26 *	SKIN-LEADING EDGE INBOARD LH WEU 1220003-25 -----	1	B
	1220003-25 *	SKIN-LEADING EDGE INBOARD LH -----	1	C
	0720601-58	SKIN-LEADING EDGE INBOARD RH -----	1	
	1220004-25 *	SKIN-LEADING EDGE INBOARD RH WEU 1220004-24 -----	1	B
	1220004-24 *	SKIN-LEADING EDGE INBOARD RH -----	1	C
- 2	0720603-1	RIB ASSEMBLY-LEADING EDGE NOSE LH STA 23.62 -----	1	
	0720603-2	RIB ASSEMBLY-LEADING EDGE NOSE RH STA 23.62 -----	1	
- 3	MS20230A2	GROMMET -----	1	
- 4	S1863-3A	NUTPLATE -----	2	
- 5	0422291	BRACKET-PITOT LH ONLY -----	1	
- 6	S1860-2A	NUTPLATE UPPER -----	1	
	A6204-8Z3	NUTPLATE LOWER -----	1	
- 7	0413157	SCOOP-CABIN AIR VENT -----	1	
- 8	0450314	FITTING-CABIN AIR VENT -----	1	
		ATTACHING PARTS		
	S102128-8	SCREW -----	1	
	NAS446-4-3	NUT -----	1	
		---*---		
CONTINUED ON NEXT PAGE				

Wing (Cont)

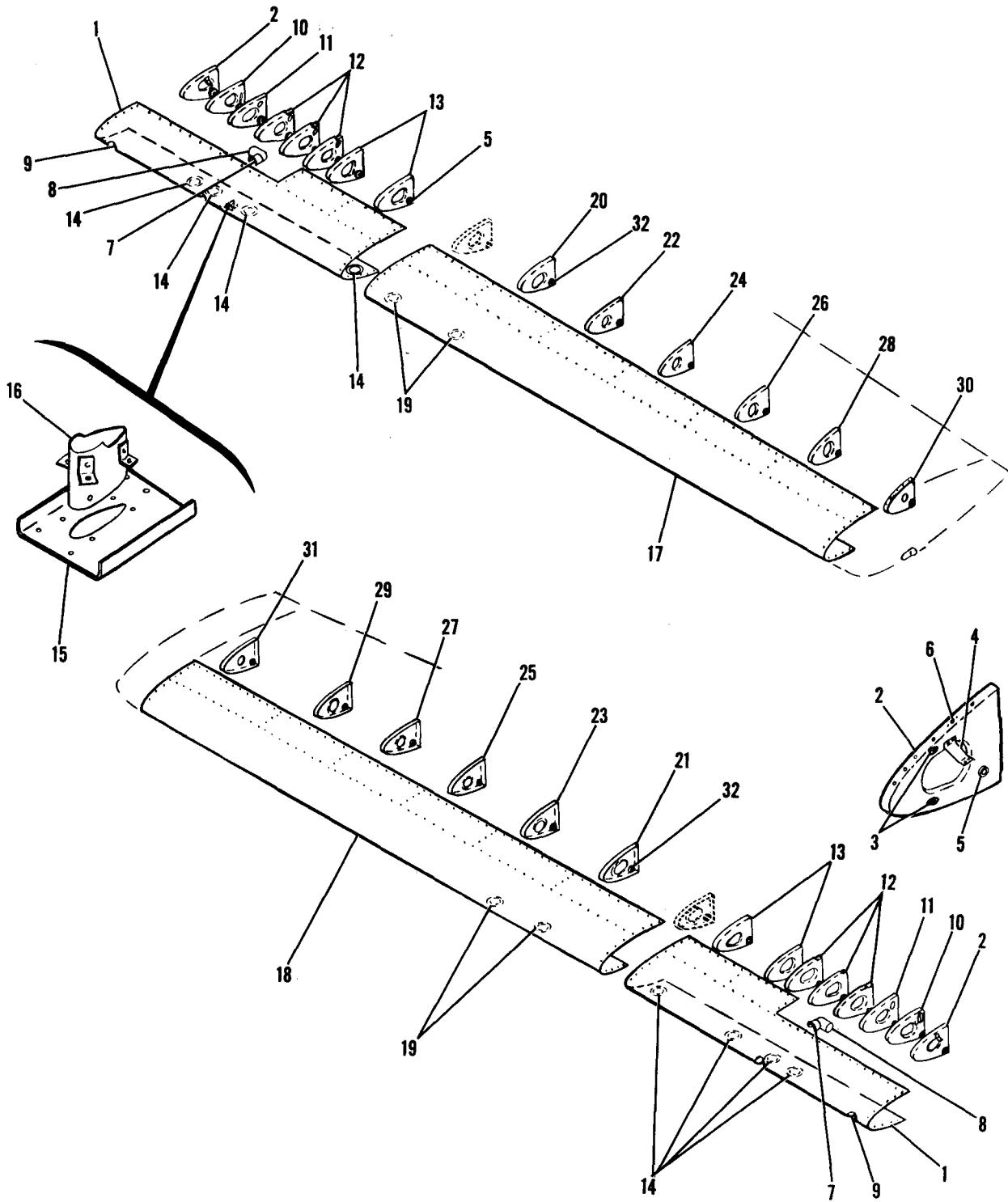


182 SERIAL 18260056 THRU 18260825

Figure 5A. Wing Leading Edge Assembly

FIGURE AND INDEX NO.	PART NUMBER	DESCRIPTION	UNITS PER ASSY	USABLE ON CODE
		1 2 3 4 5 6 7		
5A- 9	1200637-2	SCOOP-AIR -----	1	
	0700692-1	CAP-AIR INLET -----	1	
	NAS397-22	ATTACHING PARTS -----		
	AN960-4	CLAMP -----	1	
		WASHER -----	4	
		-----*		
-10	0523107	RIB ASSEMBLY-NOSE STA 32.50 -----	1	
-11	MS20230A2	GROMMET -----	1	
-12	0720611-2	RIB ASSEMBLY-NOSE STA 40.38 -----	1	
-13	MS20230A2	GROMMET -----	1	
-14	0422292	BRACKET-PITOT -----	1	
-15	0720611-4	RIB ASSEMBLY-NOSE STA 48.75 -----	1	
-16	MS20230A2	GROMMET -----	1	
-17	0720611-5	RIB ASSEMBLY-NOSE LH WING STA 57.12 -----	1	
	0720611-4	RIB ASSEMBLY-NOSE RH WING STA 57.12 -----	1	
-18	MS20230A2	GROMMET -----	1	
-19	0422292	BRACKET-PITOT -----	1	
-20	0720611-7	RIB ASSEMBLY-NOSE STA 64.50 -----	1	
-21	MS20230A2	GROMMET -----	1	
-22	0720604-1	RIB ASSEMBLY-NOSE STA 71.98 & STA 85.62 -----	2	
-23	MS20230A2	GROMMET -----	1	
-24	S226-2	DOUBLER-INSPECTION OPENING -----	3	
	NAS444-14-3	NUT -----	3	
-25	0760607-3	BRACKET-PULLEY AILERON LH -----	1	
	0760607-4	BRACKET-PULLEY AILERON RH -----	1	
-26	1220092-1	STIFFENER-LH -----	1	
	1220092-2	STIFFENER-RH -----	1	
	0720601-5	LEADING EDGE ASSEMBLY-WING OUTBOARD LH STA 100.00 TO 190.00 -----	1	A
	0720601-6	LEADING EDGE ASSEMBLY-WING OUTBOARD RH STA 100.00 TO 190.00 -----	1	A
-27	0720601-205	SKIN ASSEMBLY-LEADING EDGE LH -----	1	
-28	0720601-14	SKIN ASSEMBLY-LEADING EDGE RH -----	1	
-29	S226-2	DOUBLER-INSPECTION OPENING -----	1	
	NAS444-14-3	NUT -----	3	
-30	0722100-1	DOUBLER ASSEMBLY-LANDING LIGHT -----	1	
-31	0523541-61	STRINGER-LH -----	1	
-32	0523541-62	STRINGER-RH -----	1	
-33	0523541-63	STRINGER-LH -----	1	
	MS20230A2	GROMMET -----	1	
-34	0720602-1	RIB ASSEMBLY-NOSE STA 118.00 -----	1	
	MS20230A2	GROMMET -----	1	
-35	0720609-1	RIB ASSEMBLY-NOSE STA 136.00 -----	1	
	MS20230A2	GROMMET -----	1	
-36	0523106-4	BRACKET ASSEMBLY-LANDING LIGHT LH ONLY -----	1	
	NAS680A08	NUTPLATE -----	6	
-37	0720608-3	RIB ASSEMBLY STA 154.00 -----	1	
	MS20230A2	GROMMET -----	1	
-38	0720607-3	RIB ASSEMBLY STA 172.00 -----	1	
	MS20230A2	GROMMET -----	1	
-39	0720610-1	RIB ASSEMBLY-NOSE LH STA 100.00 -----	1	
-40	0720610-2	RIB ASSEMBLY-NOSE RH STA 100.00 -----	1	
	MS20230A2	GROMMET -----	1	
-41	0720601-15	SKIN-LEADING EDGE LH -----	1	
-42	0720601-16	SKIN-LEADING EDGE RH -----	1	
-43	0720607-4	RIB ASSEMBLY STA 190.00 -----	1	
-44	0720608-2	RIB ASSEMBLY-STA 208.0 WEU 0720608-26 -----	1	D
	0720608-26	RIB ASSEMBLY-STA 208.0 -----	1	E
<p>NOTE. *DENOTES PARTS USED ON WING WITH EXTENDED RANGE FUEL TANK.</p> <p>A---182 SERIAL 18260056 THRU 18260825 A182 SERIAL A182-0117 THRU A182-0136</p> <p>B---182 SERIAL 18260056 THRU 18260445 A182 SERIAL A182-0117 THRU A182-0136</p> <p>C---182 SERIAL 18260446 THRU 18260825</p> <p>D---182 SERIAL 18260056 THRU 18260179</p> <p>E---182 SERIAL 18260180 THRU 18260825 A182 SERIAL A182-0117 THRU A182-0136</p>				

Wing (Cont)



182 SERIAL 18260826 & ON

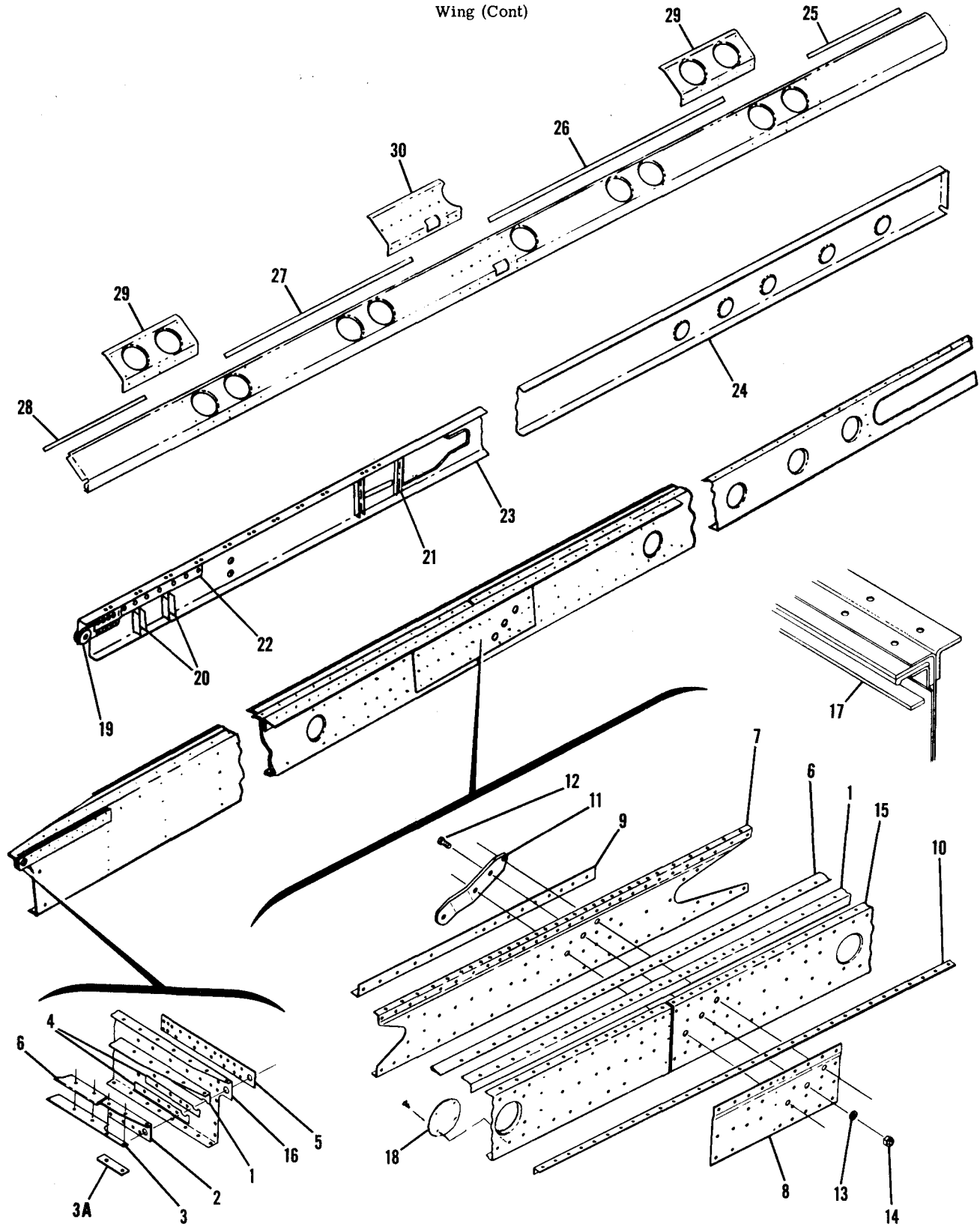
Figure 5B. Wing Leading Edge Assembly

FIGURE AND INDEX NO.	PART NUMBER	DESCRIPTION	UNITS PER ASSY	USABLE ON CODE	
					1 2 3 4 5 6 7
5B-	0722180-1	LEADING EDGE ASSY-WING INBOARD LH STA 23.625 TO 100.00 ----	1	A	
	0722180-2	LEADING EDGE ASSY-WING INBOARD RH STA 23.625 TO 100.00 ----	1	A	
	0722180-9	* LEADING EDGE ASSY-WING INBOARD LH STA 23.625 TO 100.00 ----	1	A	
	- 1	0722180-10	* LEADING EDGE ASSY-WING INBOARD RH STA 23.625 TO 100.00 ----	1	A
		0722180-19	SKIN-LEADING EDGE INBOARD LH -----	1	
		0722180-20	SKIN-LEADING EDGE INBOARD RH -----	1	
		0722180-13	* SKIN-LEADING EDGE INBOARD LH -----	1	
	- 2	0722180-14	* SKIN-LEADING EDGE INBOARD RH -----	1	
		0722183-1	RIB ASSEMBLY-LEADING EDGE LH STA 24.375 -----	1	
	- 3	0722183-2	RIB ASSEMBLY-LEADING EDGE RH STA 24.375 -----	1	
		S1863-3	NUTPLATE -----	2	
	- 4	0422291	BRACKET-PITOT LH ONLY -----	1	
		NAS557-8A	GROMMET -----	8	B
	- 5	S1291-8	GROMMET -----	8	C
		S1860-2A	NUTPLATE UPPER -----	1	
	- 6	A6204-8Z3	NUTPLATE LOWER -----	1	
		0722202-1	SCOOP-CABIN AIR VENT -----	1	
	- 8	0450314	FITTING ASSEMBLY-CABIN AIR VENT -----	1	
		S1021Z8-8	ATTACHING PARTS		
	- 9	NAS446-4-3	SCREW -----	1	
		AN960-4	NUT -----	1	
		AN960-4	WASHER -----	4	
	- 10	1200637-5	*-----		
		0700692-1	SCOOP ASSEMBLY-AIR -----	1	
	- 11	NAS397-22	CAP-AIR INLET -----	1	
		AN960-4	ATTACHING PARTS		
	- 12	0722184-1	CLAMP -----	1	
		0722185-1	WASHER -----	4	
	- 13	0722185-2	*-----		
		0722186-1	RIB-NOSE STA 32.75 -----	1	
	- 14	S226-2	RIB-NOSE STA 40.125 -----	1	
		NAS444-14-3	RIB-NOSE STA 49.00, STA 57.37 & STA 64.25 -----	3	
- 15	0721114-2	RIB-NOSE STA 72.352 & STA 85.375 -----	2		
	0721115-1	DOUBLER-INSPECTION OPENING -----	4		
- 16	0722180-7	NUT -----	3		
	0722180-8	DOUBLER-PITOT REINFORCEMENT -----	1		
- 17	0722180-23	CONNECTOR ASSEMBLY-PITOT TUBE -----	1		
	0722180-24	LEADING EDGE ASSY-WING OUTBOARD LH STA 100.00 TO STA 208.00-	1		
- 18	S226-2	LEADING EDGE ASSY-WING OUTBOARD RH STA 100.00 TO STA 208.00-	1		
	0722188-1	SKIN-LEADING EDGE LH -----	1		
- 19	0722188-2	SKIN-LEADING EDGE RH -----	1		
	0722189-1	DOUBLER-INSPECTION OPENING -----	2		
- 20	0722189-2	RIB-NOSE LH STA 118.00 -----	1		
	0722190-1	RIB-NOSE RH STA 118.00 -----	1		
- 21	0722190-2	RIB-NOSE LH STA 136.00 -----	1		
	0722191-1	RIB-NOSE RH STA 136.00 -----	1		
- 22	0722191-2	RIB-NOSE LH STA 154.00 -----	1		
	0722192-1	RIB-NOSE RH STA 154.00 -----	1		
- 23	0722192-2	RIB-NOSE LH STA 172.00 -----	1		
	0722193-1	RIB-NOSE RH STA 172.00 -----	1		
- 24	0722193-2	RIB-NOSE LH STA 190.00 -----	1		
	NAS696A08	RIB-NOSE RH STA 190.00 -----	1		
- 25	NAS557-8A	RIB ASSEMBLY-NOSE LH STA 208.00 -----	1		
	S1291-8	RIB ASSEMBLY-NOSE RH STA 208.00 -----	1		
- 26		NUTPLATE -----	2		
		GROMMET -----	6	B	
- 27		GROMMET -----	6	C	

NOTE. *DENOTES PARTS USED ON WING WITH EXTENDED RANGE FUEL TANK

A---182 SERIAL 18260826 & ON
 A182 SERIAL A182-0137 & ON
 B---182 SERIAL 18260826 THRU 18261040
 C---182 SERIAL 18261041 & ON
 A182 SERIAL A182-0137 & ON

Wing (Cont)



182 SERIAL 18253599 THRU 18260825

Figure 6. Wing Spar Assemblies

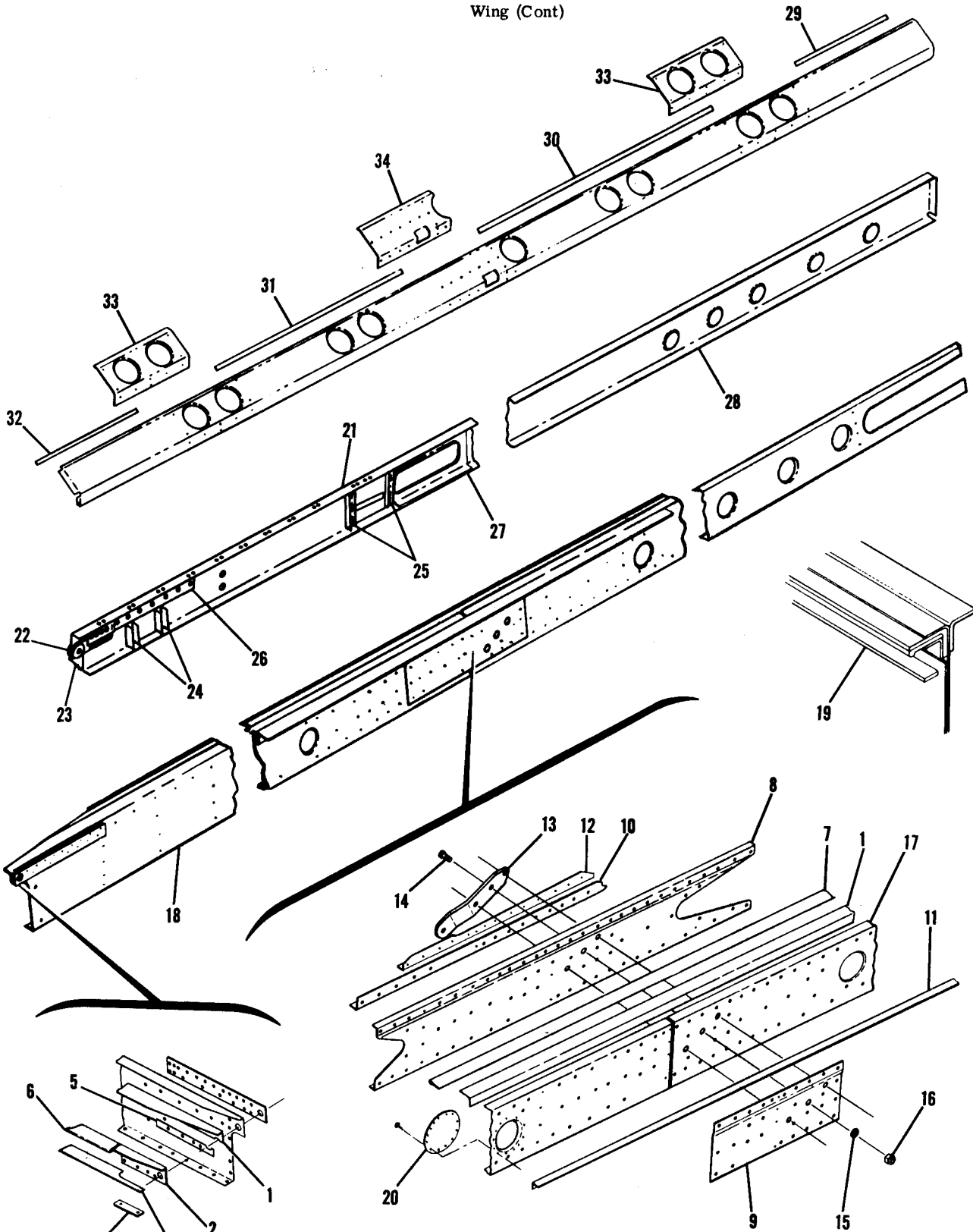
FIGURE AND INDEX NO.	PART NUMBER	DESCRIPTION							UNITS PER ASSY	USABLE ON CODE	
		1	2	3	4	5	6	7			
6 -	0721400-25	SPAR ASSEMBLY-WING FRONT LH							1	E	
	0721400-37	SPAR ASSEMBLY-WING FRONT LH							1	F	
	0721400-29	* SPAR ASSEMBLY-WING FRONT LH							1	E	
	0721400-39	* SPAR ASSEMBLY-WING FRONT LH							1	F	
	0721400-26	SPAR ASSEMBLY-WING FRONT RH							1	E	
	0721400-36	SPAR ASSEMBLY-WING FRONT RH							1	F	
	0721400-30	* SPAR ASSEMBLY-WING FRONT RH							1	E	
	0721400-38	* SPAR ASSEMBLY-WING FRONT RH							1	F	
	- 1	0721400-3	ANGLE-FRONT SPAR CAP LH							1	
		0721400-4	ANGLE-FRONT SPAR CAP RH							1	
	- 2	0523309	ANGLE-FRONT SPAR LH							1	
		0523309-1	ANGLE-FRONT SPAR RH							1	
	- 3	0721400-34	SPACER-FRONT SPAR							1	
		0721400-32	* SPACER-FRONT SPAR STA 25.625 TO 79.750							1	
	- 3A	1221024-1	SPACER-FRONT SPAR							1	
	- 4	0721400-35	SPACER-FRONT SPAR							1	
	- 5	0523308	PLATE-FRONT SPAR ROOT REINFORCEMENT							1	
	- 6	0523315	PLATE-FRONT SPAR CAP LH							1	
0523315-1		PLATE-FRONT SPAR CAP RH							1		
- 7	0721400-13	CHANNEL-FRONT SPAR SPLICE LH							1		
	0721400-14	CHANNEL-FRONT SPAR SPLICE RH							1		
- 8	0721400-17	PLATE-FRONT SPAR SPLICE CHANNEL LH							1		
	0721400-18	PLATE-FRONT SPAR SPLICE CHANNEL RH							1		
- 9	0523316	ANGLE-FRONT SPAR SPLICE LH							1	E	
	0721402-3	ANGLE-FRONT SPAR SPLICE LH							1	F	
	0523316-1	ANGLE-FRONT SPAR SPLICE RH							1	E	
-10	0721402-4	ANGLE-FRONT SPAR SPLICE RH							1	F	
	0523321-3	ANGLE-FRONT SPAR FORWARD CAP STRIP LH							1	E	
	0721402-1	ANGLE-FRONT SPAR FORWARD CAP STRIP LH							1	F	
-11	0523321-4	ANGLE-FRONT SPAR FORWARD CAP STRIP RH							1	E	
	0721402-2	ANGLE-FRONT SPAR FORWARD CAP STRIP RH							1	F	
-11	0523306	FITTING-FRONT SPAR STRUT						1			
		ATTACHING PARTS									
-12	AN5-7A	BOLT							3		
-13	AN960-516	WASHER							3		
-14	NAS679A5	NUT							3		
		-----*									
-15	0721400-19	CHANNEL-FRONT SPAR OUTBOARD LH							1		
	0721400-20	CHANNEL-FRONT SPAR OUTBOARD RH							1		
-16	0721400-23	CHANNEL-FRONT SPAR INBOARD LH WHEN EXHAUSTED USE -27							1		
	0721400-27	CHANNEL-FRONT SPAR INBOARD LH							1		
-17	0721400-24	CHANNEL-FRONT SPAR INBOARD RH WHEN EXHAUSTED USE -28							1		
	0721400-28	CHANNEL-FRONT SPAR INBOARD RH							1		
-17	0721400-33	* SPACER							1		
-18	0721400-31	COVER							1		
		ATTACHING PARTS									
	CR163-4-4	RIVET CY							13		
		-----*									
-19	0523400-201	SPAR ASSEMBLY-WING REAR LH WHEN EXHAUSTED USE 0523400-75							1	A	
	0523400-75	CHANNEL ASSEMBLY-WING REAR LH WHEN EXHAUSTED							1	C	
		USE 0523400-83									
	0523400-83	CHANNEL ASSEMBLY-WING REAR LH WEU 0523400-93							1	D	
	0523400-93	CHANNEL ASSEMBLY-WING REAR LH							1	J	
	0523400-200	SPAR ASSEMBLY-WING REAR RH WHEN EXHAUSTED USE 0523400-74							1	A	
	0523400-74	CHANNEL ASSEMBLY-WING REAR RH WHEN EXHAUSTED							1	C	
		USE 0523400-82									
	0523400-82	CHANNEL ASSEMBLY-WING REAR RH WEU 0523400-92							1	D	
	0523400-92	CHANNEL ASSEMBLY-WING REAR RH							1	J	
-20	0422229-3	FITTING-WING SPAR REINFORCEMENT							2	G	
	0422229-11	FITTING-WING SPAR REINFORCEMENT							2	H	
-20	0523409-1	CHANNEL-REINFORCEMENT							2		
-21	0523409-2	CHANNEL-REINFORCEMENT LH ONLY							3		
	0523409	CHANNEL-REINFORCEMENT RH ONLY							3		
-22	0523400-20	ANGLE-REAR SPAR REINFORCEMENT LH							1		
	0523400-21	ANGLE-REAR SPAR REINFORCEMENT RH							1		
-23	0523400-87	DOUBLER LH							1		
	0523400-86	DOUBLER RH							1		

CONTINUED ON NEXT PAGE

FIGURE AND INDEX NO.	PART NUMBER	DESCRIPTION	UNITS PER ASSY							USABLE ON CODE
			1	2	3	4	5	6	7	
6 -24	0523406	SEGMENT-REAR SPAR OUTBOARD LH STA 100.0 TO 154.0 ----- WHEN EXHAUSTED USE 0523406-3	1							A
	0523406-3	SEGMENT-REAR SPAR OUTBOARD LH STA 100.0 TO 154.0 -----	1							B
	0523406-1	SEGMENT-REAR SPAR OUTBOARD RH STA 100.0 TO 154.0 ----- WHEN EXHAUSTED USE 0523406-2	1							A
	0523406-2	SEGMENT-REAR SPAR OUTBOARD RH STA 100.0 TO 154.0 -----	1							B
	0523005-50	SPAR ASSEMBLY-OUTBOARD AUXILIARY LH -----	1							
	0523005-51	SPAR ASSEMBLY-OUTBOARD AUXILIARY RH -----	1							
-25	0523813-3	SPACER-TRAILING EDGE -----	1							
-26	0523813-2	SPACER-TRAILING EDGE -----	1							
-27	0523813-4	SPACER-TRAILING EDGE -----	1							
-28	0523813-5	SPACER-TRAILING EDGE -----	1							
-29	0523216	REINFORCEMENT -----	2							
-30	0523215	REINFORCEMENT-WING LH -----	1							
	0523215-1	REINFORCEMENT-WING RH -----	1							
<p>NOTE. *DENOTES PARTS USED ON WING WITH EXTENDED RANGE FUEL TANK.</p> <p>A---182 SERIAL 18253599 THRU 18258505 A182 SERIAL A182-0001 THRU A182-0096</p> <p>B---182 SERIAL 18258506 THRU 18260825 A182 SERIAL A182-0097 THRU A182-0136</p> <p>C---182 SERIAL 18258506 THRU 18259170 EXCEPT 18258606, 18258609, 18258618, 18258625, 18258632, 18258639, 18258646, 18258653, 18258660, 18258667, 18258674, 18258681, 18258689, 18258695, 18258702, 18258709, 18258716, 18258723, 18258730, 18258737, A182 SERIAL A182-0097 THRU A182-0116</p> <p>D---182 SERIAL 18258606, 18258609, 18258618, 18258625, 18258632, 18258639, 18258646, 18258653, 18258660, 18258667, 18258674, 18258681, 18258689, 18258695, 18258702, 18258709, 18259171 THRU 18259991 18259171 THRU 18260825</p> <p>E---182 SERIAL 18253599 THRU 18260055 A182 SERIAL A182-0001 THRU A182-0116</p> <p>F---182 SERIAL 18260056 THRU 18260825 A182 SERIAL A182-0117 THRU A182-0136</p> <p>G---182 SERIAL 18253599 THRU 18259759 A182 SERIAL A182-0001 THRU A182-0116</p> <p>H---182 SERIAL 18259760 THRU 18260825 A182 SERIAL A182-0117 THRU A182-0136</p> <p>J---182 SERIAL 18259992 THRU 18260825 A182 SERIAL A182-0117 THRU A182-0136</p>										

This page intentionally left blank.

Wing (Cont)



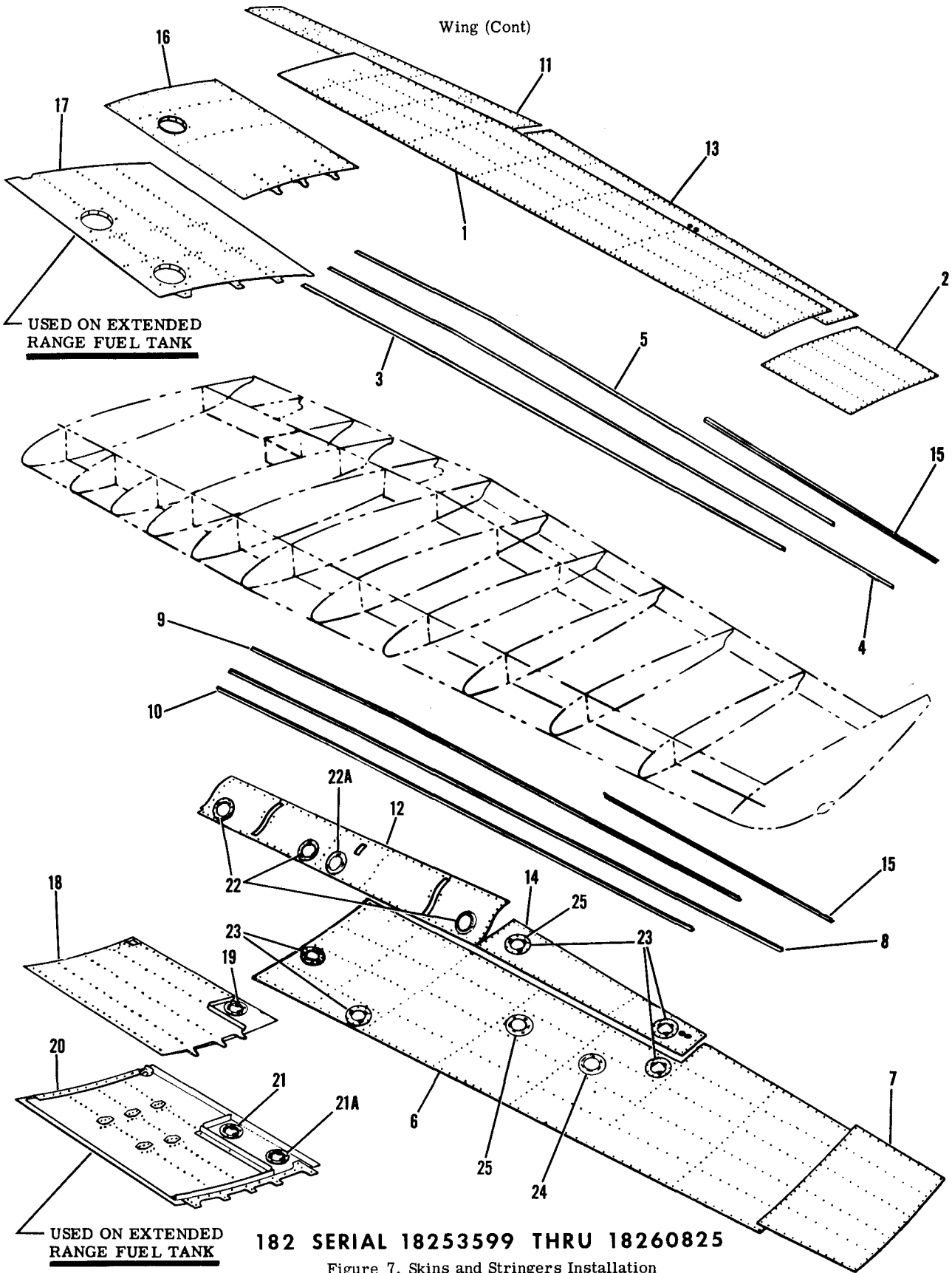
182 SERIAL 18260826 & ON

Figure 6A. Wing Spar Assemblies

FIGURE AND INDEX NO.	PART NUMBER	DESCRIPTION	UNITS PER ASSY	USABLE ON CODE
6A-	0721401-11	SPAR ASSEMBLY-WING FRONT LH STANDARD & LONG RANGE -----	1	A
	0721401-12	SPAR ASSEMBLY-WING FRONT RH STANDARD & LONG RANGE -----	1	A
- 1	0721400-3	ANGLE-FRONT SPAR CAP LH -----	1	
	0721400-4	ANGLE-FRONT SPAR CAP RH -----	1	
- 2	0523309	ANGLE-FRONT SPAR LH -----	1	
	0523309-1	ANGLE-FRONT SPAR RH -----	1	
- 3	0721400-32	SPACER -----	1	
- 4	1221024-1	SPACER-UPPER FUEL PANEL -----	1	
- 5	0721400-35	SPACER-FRONT SPAR .125 THICK -----	1	
- 6	0523308	PLATE-FRONT SPAR ROOT REINFORCEMENT -----	1	
- 7	0523315	PLATE-FRONT SPAR CAP LH -----	1	
	0523315-1	PLATE-FRONT SPAR CAP RH -----	1	
- 8	0721400-13	CHANNEL-FRONT SPAR SPLICE LH -----	1	
	0721400-14	CHANNEL-FRONT SPAR SPLICE RH -----	1	
- 9	0721400-17	PLATE-FRONT SPAR SPLICE CHANNEL LH -----	1	
	0721400-18	PLATE-FRONT SPAR SPLICE CHANNEL RH -----	1	
-10	0721402-3	ANGLE-FRONT SPAR SPLICE LH -----	1	
	0721402-4	ANGLE-FRONT SPAR SPLICE RH -----	1	
-11	0721402-1	ANGLE-FRONT SPAR FORWARD CAP STRIP LH -----	1	
	0721402-2	ANGLE-FRONT SPAR FORWARD CAP STRIP RH -----	1	
-12	0721401-13	ANGLE-STIFFENER LH -----	1	
	0721401-14	ANGLE-STIFFENER RH -----	1	
-13	0523306	FITTING-FRONT SPAR STRUT -----	1	
		ATTACHING PARTS		
-14	AN5-7A	BOLT -----	3	
-15	AN960-516	WASHER -----	3	
-16	NAS679A5	NUT -----	3	
		-----*		
-17	0721401-15	CHANNEL-FRONT SPAR OUTBOARD LH -----	1	
	0721401-16	CHANNEL-FRONT SPAR OUTBOARD RH -----	1	
-18	0721401-5	CHANNEL-FRONT SPAR INBOARD LH -----	1	
	0721401-6	CHANNEL-FRONT SPAR INBOARD RH -----	2	
-19	0721400-33	SPACER -----	1	
-20	0721400-31	COVER -----	1	
		ATTACHING PARTS		
	CR163-4-4	RIVET CY -----	13	
		-----*		
-21	0523400-111	SPAR ASSEMBLY-WING REAR LH -----	1	
	0523400-112	SPAR ASSEMBLY-WING REAR RH -----	1	
-22	0422229-11	FITTING-WING SPAR REINFORCEMENT -----	2	
-23	1620058-1	DOUBLER -----	1	
-24	0523409-1	CHANNEL-REINFORCEMENT -----	2	
-25	0523409-2	CHANNEL-REINFORCEMENT -----	2	
-26	0523400-20	ANGLE-REAR SPAR REINFORCEMENT LH -----	1	
	0523400-21	ANGLE-REAR SPAR REINFORCEMENT RH -----	1	
-27	0523400-97	DOUBLER-LH -----	1	
	0523400-96	DOUBLER-RH -----	1	
-28	0523406-3	SEGMENT-REAR SPAR OUTBOARD LH STA 100.0 TO 154.0 -----	1	
	0523406-2	SEGMENT-REAR SPAR OUTBOARD RH STA 100.0 TO 154.0 -----	1	
	0523005-50	SPAR ASSEMBLY-OUTBOARD AUXILIARY LH -----	1	
	0523005-51	SPAR ASSEMBLY-OUTBOARD AUXILIARY RH -----	1	
-29	0523813-3	FILLER-TRAILING EDGE -----	1	
-30	0523813-2	FILLER-TRAILING EDGE -----	1	
-31	0523813-4	FILLER-TRAILING EDGE -----	1	
-32	0523813-5	FILLER-TRAILING EDGE -----	1	
-33	0523216	REINFORCEMENT -----	2	
-34	0523215	REINFORCEMENT-WING LH -----	1	
	0523215-1	REINFORCEMENT-WING RH -----	1	

A---182 SERIAL 18260826 & ON

Wing (Cont)



182 SERIAL 18253599 THRU 18260825

Figure 7. Skins and Stringers Installation

FIGURE AND INDEX NO.	PART NUMBER	DESCRIPTION							UNITS PER ASSY	USABLE ON CODE
		1	2	3	4	5	6	7		
7 -		SKINS & STRINGERS INSTALLATION-WING -----							NP	
- 1	0720601-19								1	
	1220002-46								1	
	1220003-6	*							1	
	1220003-15	*							1	
- 2	0720601-17								1	
	1220002-21	*							1	F
	0720601-17	*							1	G
- 3	0523541-43								1	
	0523541-51	*							1	
	0523541-44								1	
	0523541-52	*							1	
- 4	0523541-45								1	
	0523541-53	*							1	
	0523541-46								1	
	0523541-54	*							1	
- 5	0523541-47								1	
	0523541-59	*							1	
	0720612-2								1	
	0523541-56	*							1	
- 6	0720601-23								1	A
	0720601-67								1	K
	0720601-91	%							1	L
	0720601-22								1	A
	0720601-68								1	B
	0720601-31	*							1	A
	0720601-71								1	K
	0720601-93	%							1	L
	0720601-32	*							1	A
	0720601-72								1	B
- 7	0720601-18								1	
- 8	0523541-46								1	
	0523541-54	*							1	
	0523541-45								1	
	0523541-53	*							1	
- 9	0523541-48								1	
	0523541-60	*							1	
	0720612-1								1	
	0523541-55	*							1	
-10	0523541-50								1	
	0523541-58	*							1	
	0523541-49								1	
	0523541-57	*							1	
-11	0720601-21								1	
-12	0720601-25								1	
	0720601-26								1	A
	0720601-64	*							1	B
-13	0720601-20								1	
-14	0720601-24								1	A
	1220002-80								1	H
	1220002-89								1	G
	1222021-1								1	
-15	0523003-40								2	
-16	0721201-51								1	F
	0721201-64								1	F
	0722014-1								1	G
	0722014-2								1	G
-17	1220006-21	*							1	
	1220006-22	*							1	

CONTINUED ON NEXT PAGE

FIGURE AND INDEX NO.	PART NUMBER	DESCRIPTION	UNITS PER ASSY							USABLE ON CODE
			1	2	3	4	5	6	7	
7 -18	1221200-15	PANEL ASSEMBLY-WING FUEL WELL LOWER LH WHEN ----- EXHAUSTED USE 1221200-23							1	A
	1221200-23	PANEL ASSEMBLY-WING FUEL WELL LOWER LH WHEN ----- EXHAUSTED USE 1221200-27							1	C
	1221200-27	PANEL ASSEMBLY-WING FUEL WELL LOWER LH -----							1	J
	0722015-55	PANEL ASSEMBLY-WING FUEL WELL LOWER LH -----							1	G
	1221200-16	PANEL ASSEMBLY-WING FUEL WELL LOWER RH WHEN EXHAUSTED --- USE 1221200-22							1	A
	1221200-22	PANEL ASSEMBLY-WING FUEL WELL LOWER RH WHEN ----- EXHAUSTED USE 1221200-28							1	C
	1221200-28	PANEL ASSEMBLY-WING FUEL WELL LOWER RH -----							1	J
	0722015-68	PANEL ASSEMBLY-WING FUEL WELL LOWER RH -----							1	G
-19	S1443-3	DOUBLER-INSPECTION OPENING -----							1	E
	1222013-3	DOUBLER ASSY-ACCESS HOLE LH -----							1	D
	1222013-6	DOUBLER ASSY-ACCESS HOLE RH -----							1	D
	S1860-2A	NUTPLATE TIN -----							6	E
-20	S1860-2A	NUTPLATE -----							6	D
	1220007-19	* PANEL ASSEMBLY-WING FUEL WELL LOWER LH WHEN ----- EXHAUSTED USE 1220007-37							1	A
	1220007-37	* PANEL ASSEMBLY-WING FUEL WELL LOWER LH WHEN ----- EXHAUSTED USE 1220007-61							1	C
	1220007-61	* PANEL ASSEMBLY-WING FUEL WELL LOWER LH -----							1	D
	1220007-28	* PANEL ASSEMBLY-WING FUEL WELL LOWER RH WHEN ----- EXHAUSTED USE 1220007-36							1	A
	1220007-36	* PANEL ASSEMBLY-WING FUEL WELL LOWER RH WHEN ----- EXHAUSTED USE 1220007-60							1	C
	1220007-60	* PANEL ASSEMBLY-WING FUEL WELL LOWER RH -----							1	D
	S1443-3	DOUBLER-INSPECTION OPENING -----							1	E
-21	1222013-3	DOUBLER ASSY-ACCESS HOLE LH -----							1	D
	1222013-6	DOUBLER ASSY-ACCESS HOLE RH -----							1	D
	S1860-2A	NUTPLATE -----							6	E
	S1860-2A	NUTPLATE -----							6	D
-21A	1220007-30	DOUBLER ASSEMBLY -----							1	
-22	S237-2	DOUBLER-INSPECTION OPENING -----							2	A
	S237-2	DOUBLER-INSPECTION OPENING -----							3	B
-22A	S237-2	DOUBLER-INSPECTION OPENING RH ONLY -----							1	B
-23	S226-2	DOUBLER-INSPECTION OPENING -----							5	F
	S226-2	DOUBLER-INSPECTION OPENING -----							4	G
	NAS444-4-3	NUTPLATE -----							3	
	S226-5	DOUBLER ASSEMBLY -----							1	K
-24	1220095-2	DOUBLER ASSY -----							1	L
	1222021-1	DOUBLER ASSEMBLY -----							1	F
-25	1222021-1	DOUBLER ASSEMBLY -----							2	G

NOTE. *DENOTES PARTS USED ON WING WITH EXTENDED RANGE FUEL TANK.

NOTE. %WHEN INITIALLY ORDERING THIS PART FOR AIRPLANES PRIOR TO 18260446, ALSO ORDER 1220095-2 DOUBLER.

- A---182 SERIAL 18253599 THRU 18258506
A182 SERIAL A182-0001 THRU A182-0096
- B---182 SERIAL 18258506 THRU 18260825
A182 SERIAL A182-0097 THRU A182-0136
- C---182 SERIAL 18258506 THRU 18259991
A182 SERIAL A182-0097 THRU A182-0116
- D---182 SERIAL 18259992 THRU 18260825
A182 SERIAL A182-0117 THRU A182-0136
- E---182 SERIAL 18253599 THRU 18259991
A182 SERIAL A182-0001 THRU A182-0116
- F---182 SERIAL 18253599 THRU 18260055
A182 SERIAL A182-0001 THRU A182-0116
- G---182 SERIAL 18260056 THRU 18260825
A182 SERIAL A182-0117 THRU A182-0136
- H---182 SERIAL 18258506 THRU 18260055
A182 SERIAL A182-0097 THRU A182-0116
- J---182 SERIAL 18259992 THRU 18260055
- K---182 SERIAL 18253599 THRU 18260445
A182 SERIAL A182-0001 THRU A182-0136
- L---182 SERIAL 18260446 THRU 18260825

This page intentionally left blank.

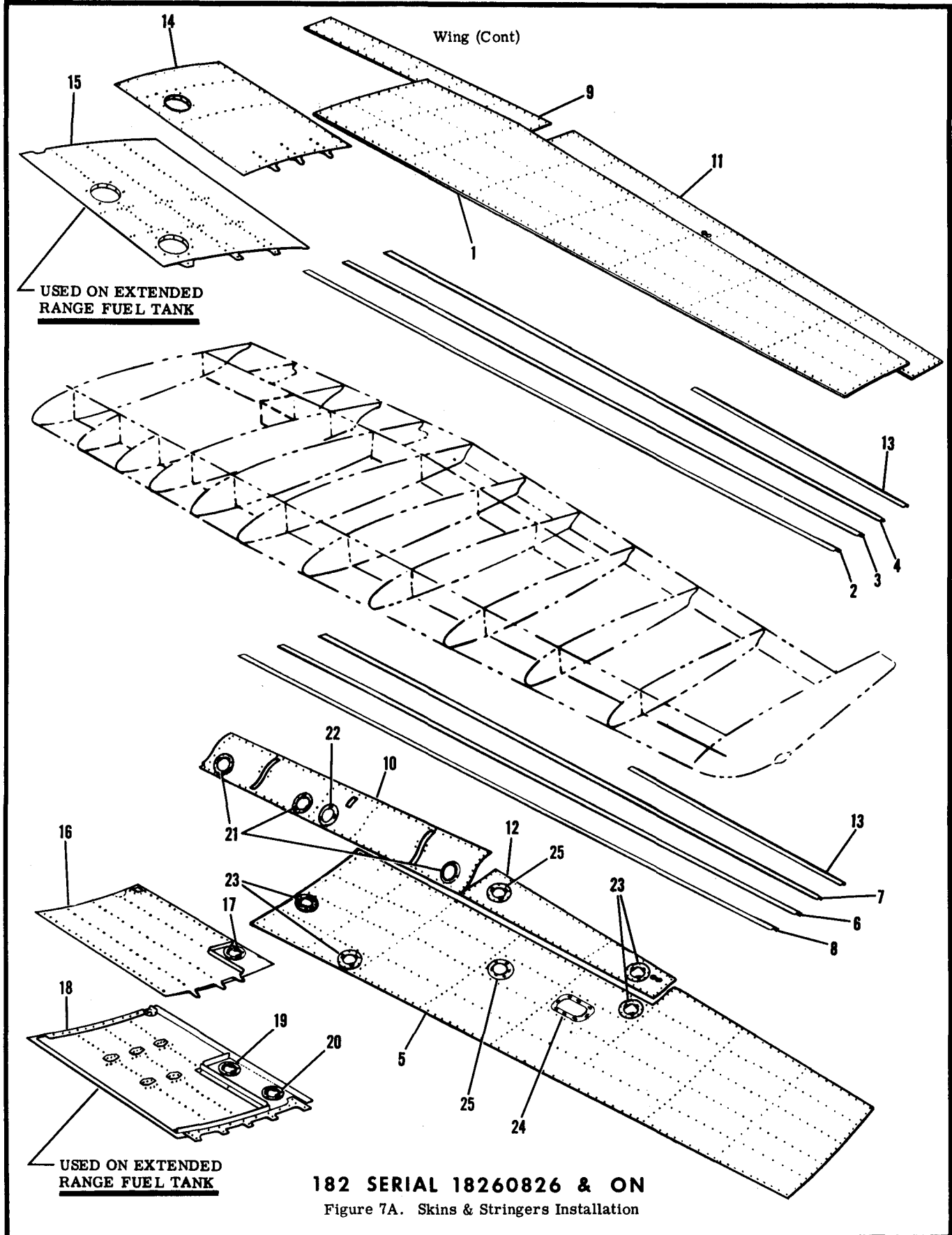




FIGURE AND INDEX NO.	PART NUMBER	DESCRIPTION	UNITS PER ASSY	USABLE ON CODE
7A-		SKINS & STRINGERS INSTALLATION-WING	NP	A
- 1	0722182-13	SKIN-UPPER STA 71.98 TO STA 208.00	1	
	0722182-16 *	SKIN-UPPER STA 85.625 TO STA 208.00	1	
- 2	0523541-43	STRINGER-WING UPPER LH	1	
	0523541-51 *	STRINGER-WING UPPER LH	1	
	0523541-44	STRINGER-WING UPPER RH	1	
	0523541-52 *	STRINGER-WING UPPER RH	1	
- 3	0523541-45	STRINGER-WING UPPER LH	1	
	0523541-53 *	STRINGER-WING UPPER LH	1	
	0523541-46	STRINGER-WING UPPER RH	1	
	0523541-54 *	STRINGER-WING UPPER RH	1	
- 4	0523541-47	STRINGER-WING UPPER LH	1	
	0523541-59 *	STRINGER-WING UPPER LH	1	
	0720612-2	STRINGER-WING UPPER RH	1	
	0523541-56 *	STRINGER-WING UPPER RH	1	
- 5	0722182-15	SKIN-LOWER LH STA 71.98 TO STA 208.00	1	
	0722182-17 *	SKIN-LOWER LH STA 85.625 TO STA 208.00	1	
	0722182-14	SKIN-LOWER RH STA 71.98 TO STA 208.00	1	
	0722182-17	SKIN-LOWER RH STA 85.625 TO STA 208.00	1	
- 6	0523541-46	STRINGER-WING LOWER LH	1	
	0523541-54 *	STRINGER-WING LOWER LH	1	
	0523541-45	STRINGER-WING LOWER RH	1	
	0523541-53 *	STRINGER-WING LOWER RH	1	
- 7	0523541-48	STRINGER-WING LOWER LH	1	
	0523541-60 *	STRINGER-WING LOWER LH	1	
	0720612-1	STRINGER-WING LOWER RH	1	
	0523541-55 *	STRINGER-WING LOWER RH	1	
- 8	0523541-50	STRINGER-WING LOWER LH	1	
	0523541-58 *	STRINGER-WING LOWER LH	1	
	0523541-49	STRINGER-WING LOWER RH	1	
	0523541-57 *	STRINGER-WING LOWER RH	1	
- 9	0720601-21	SKIN-UPPER TRAILING EDGE STA 23.625 TO 100.50	1	
-10	0720601-25	SKIN-LOWER TRAILING EDGE LH STA 23.625 TO 100.50	1	
	0720601-64	SKIN-LOWER TRAILING EDGE RH STA 23.625 TO 100.50	1	
-11	0722182-19	SKIN-UPPER OUTBOARD TRAILING EDGE STA 100.50 TO STA 208.00	1	
-12	1220002-89	SKIN-LOWER OUTBOARD TRAILING EDGE STA 100.50 TO STA 154.00	1	
-13	0523003-40	STRINGER-WING	2	
-14	0722014-1	PANEL ASSEMBLY-WING FUEL WELL UPPER LH	1	
	0722014-21	PANEL ASSEMBLY-WING FUEL WELL UPPER RH	1	
-15	1220006-21 *	PANEL ASSEMBLY-WING FUEL WELL UPPER LH	1	
	1220006-22 *	PANEL ASSEMBLY-WING FUEL WELL UPPER RH	1	
-16	0722015-61	PANEL ASSEMBLY-WING FUEL WELL LOWER LH	1	
	0722015-60	PANEL ASSEMBLY-WING FUEL WELL LOWER RH	1	
-17	1222013-3	DOUBLER ASSY-ACCESS HOLE LH	1	
	1222013-6	DOUBLER ASSY-ACCESS HOLE RH	1	
	S1860-2A	NUTPLATE	6	
-18	1220007-63 *	PANEL ASSEMBLY-WING FUEL WELL LOWER LH	1	
	1220007-62 *	PANEL ASSEMBLY-WING FUEL WELL LOWER RH	1	
-19	1222013-3	DOUBLER ASSY-ACCESS HOLE LH	1	
	1222013-6	DOUBLER ASSY-ACCESS HOLE RH	1	
	S1860-2A	NUTPLATE	6	
-20	1220007-30	DOUBLER ASSEMBLY	1	
-21	S237-2	DOUBLER-INSPECTION OPENING	3	
-22	S237-2	DOUBLER-INSPECTION OPENING RH ONLY	1	
-23	S226-2	DOUBLER ASSEMBLY-INSPECTION OPENING	4	
	NAS444-4-3	NUTPLATE	3	
-24	1220095-3	DOUBLER ASSEMBLY	1	
-25	1222021-1	DOUBLER ASSEMBLY	2	

NOTE. *DENOTES PARTS USED ON WING WITH EXTENDED RANGE FUEL TANK.

A---182 SERIAL 18260826 & ON

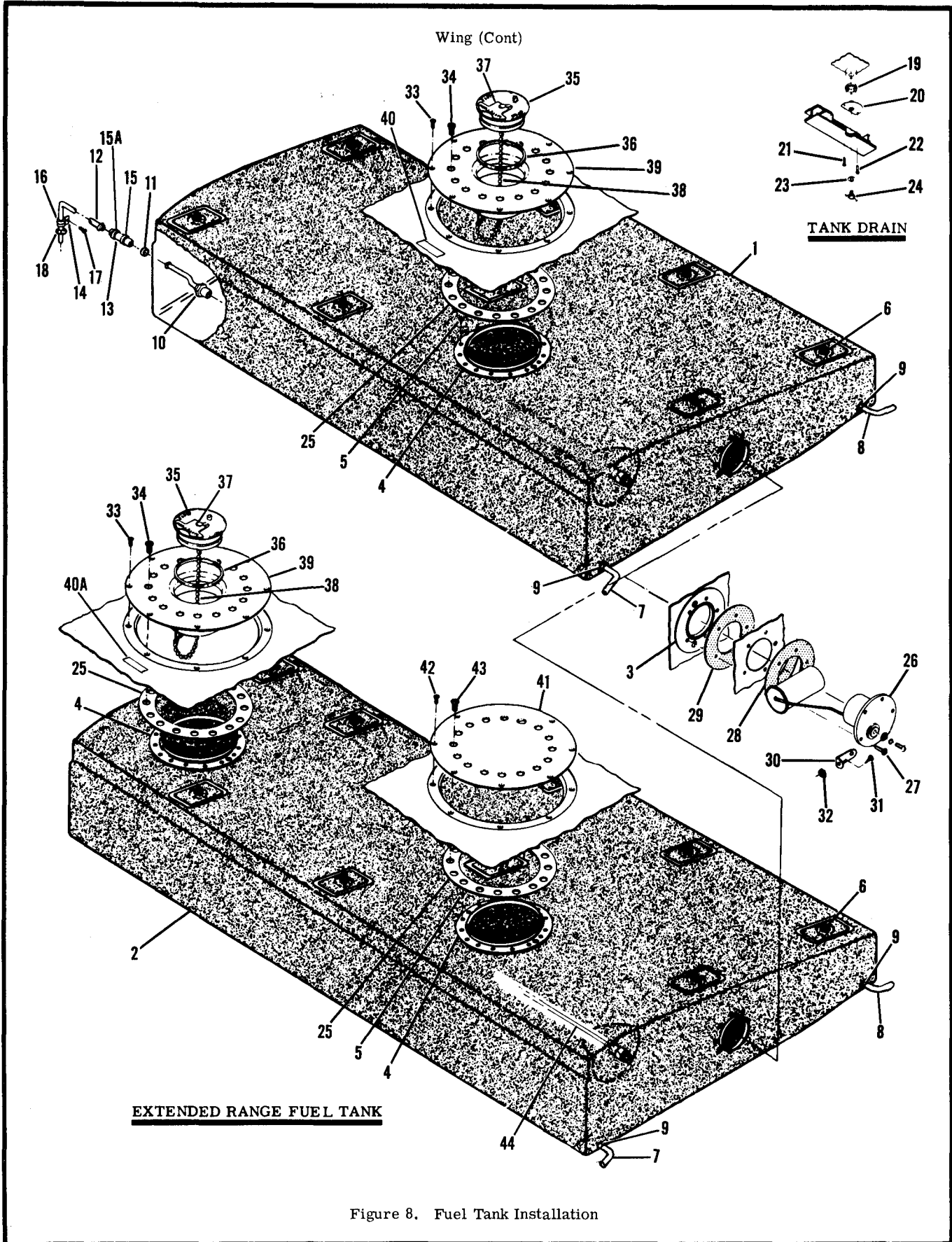


Figure 8. Fuel Tank Installation



FIGURE AND INDEX NO.	PART NUMBER	DESCRIPTION	UNITS PER ASSY	USABLE ON CODE
8 -		TANK INSTALLATION-FUEL LH -----	NP	
		TANK INSTALLATION-FUEL RH -----	NP	
- 1	0726001-18	TANK ASSEMBLY-FUEL RH -----	1	
	0726001-17	TANK ASSEMBLY-FUEL LH -----	1	
- 2	1200065-6 *	TANK ASSEMBLY-EXTENDED RANGE FUEL RH -----	1	A
	1200065-24 *	TANK ASSEMBLY-EXTENDED RANGE FUEL RH -----	1	B
	1200065-5 *	TANK ASSEMBLY-EXTENDED RANGE FUEL LH -----	1	A
	1200065-23 *	TANK ASSEMBLY-EXTENDED RANGE FUEL LH -----	1	B
- 3	0726001-3	RING ASSEMBLY-FUEL GAGE ADAPTER -----	1	
- 4	FCC-20068	FITTING USED IN U.S. RUBBER FUEL CELLS ONLY -----	1	
	FCC-20068 *	FITTING USED IN U.S. RUBBER FUEL CELLS ONLY -----	2	
		ATTACHING PARTS		
- 5	AN509-10R4	SCREW -----	2	
		---*---		
- 6	295055	FASTENER UC -----	8	
	295055 *	FASTENER UC -----	10	
- 7	0726603-14	STRAINER ASSEMBLY-FUEL TANK FORWARD -----	1	
- 8	0726603-16	STRAINER ASSEMBLY-FUEL TANK AFT -----	1	
- 9	S1891-10	CLAMP -----	4	
-10	0716125-2	VALVE ASSEMBLY-VENT LH ONLY -----	1	
		ATTACHING PARTS		
-11	NAS397-14	CLAMP -----	1	
		---*---		
-12	0716127-1	LINE ASSEMBLY-VENT LH -----	1	
		ATTACHING PARTS		
-13	S1495-8	HOSE 2.0 IN LG BULK ITEM REF S1495-8-2.00 -----	1	
-14	0512006-1	ANGLE -----	1	
-15	NAS397-14	CLAMP -----	1	
-15A	NAS737RM30	CLAMP -----	1	
-16	S1486DG8U	CLAMP -----	2	
	S1486DG8U	CLAMP -----	1	
-17	S1021Z8-8	SCREW -----	2	
-18	MS35489-14	GROMMET -----	1	
		---*---		
-19	NAS397-14	CLAMP -----	1	
-20	0322526-6	ADAPTER ASSEMBLY-FUEL TANK DRAIN -----	1	F
	0322526-7	ADAPTER ASSEMBLY-FUEL TANK DRAIN -----	1	G
		ATTACHING PARTS		
-21	AN515-8R8	SCREW -----	1	
-22	AN500A8-7	SCREW -----	1	
		---*---		
-23	MS28778-3	GASKET-DRAIN PLUG -----	1	
-24	0320105	PLUG-FUEL TANK DRAIN -----	1	
	SEE FIG 8A	VALVE-FUEL DRAIN USED WITH SAMPLER CUP -----	1	
-25	0726002-1	GASKET -----	1	
	0726002-1 *	GASKET -----	2	
-26	0726110-1	TRANSMITTER & FLOAT-FUEL -----	1	
		ATTACHING PARTS		
-27	AN520-10R10	SCREW -----	5	
		---*---		
-28	S1588-1	GASKET-FUEL TRANSMITTER -----	1	
-29	0726001-7	GASKET-FUEL TRANSMITTER -----	1	
-30	0413247	GROUND STRAP -----	1	
		ATTACHING PARTS		
-31	AN515-8R6	SCREW -----	1	
-32	NAS679A08	NUT -----	1	
		---*---		

CONTINUED ON NEXT PAGE

FIGURE AND INDEX NO.	PART NUMBER	DESCRIPTION	UNITS PER ASSY	USABLE ON CODE
8 -	0720600-200	CAP & ADAPTER ASSY-FUEL ----- ATTACHING PARTS -----	1	
-33	AN509-10R6	SCREW -----	8	
-34	AN507-428R7	SCREW -----	16	
		-----*		
-35	C156001-0102	% CAP ASSY-FUEL WEU C156001-0106 -----	1	E
-36	MS29513-338	O RING -----	1	
-37	4189	HANDLE WISO -----	1	
	4199	PIN-HANDLE WISO -----	1	
	MS29513-12	O RING -----	1	
-38	C156001-0104	% CHAIN ASSY -----	1	
-39	0721306-1	% ADAPTER ASSY -----	1	
-40	0705023-1	% PLACARD STD RANGE -----	1	
-40A	0705023-2	% PLACARD EXTENDED RANGE -----	1	
-41	1220022-3	* PLATE-COVER -----	1	
		ATTACHING PARTS -----		
-42	AN509-10R6	SCREW -----	8	
-43	AN507-428R7	SCREW -----	16	
		-----*		
-44	0716614-3	* TUBE-VENT 0716614-4 -----	1	A
	0716614-4	* TUBE-VENT 0716614-6 -----	1	D
	0716614-6	* TUBE-VENT -----	1	C
<p>NOTE. *DENOTES PARTS USED ON WING WITH EXTENDED RANGE FUEL TANK</p> <p>NOTE. %FOR AIRCRAFT PRIOR TO SERIAL 18260657 INITIALLY ORDER 0720600-200 & APPROPRIATE PLACARD.</p> <p>A---182 SERIAL 18253599 THRU 18256143 EXCEPT FOR AIRPLANES MODIFIED BY SK182-41.</p> <p>B---182 SERIAL 18256144 & ON & AIRPLANES MODIFIED BY SK182-41</p> <p>C---182 SERIAL 18260663 & ON</p> <p>D---182 SERIAL 18256144 THRU 18260662</p> <p>E---182 SERIAL 18253599 THRU 18261111</p> <p>F---182 SERIAL 18253599 THRU 18257917</p> <p>G---182 SERIAL 18257918 & ON</p> <p>H---182 SERIAL 18261112 & ON</p>				

Wing (Cont)

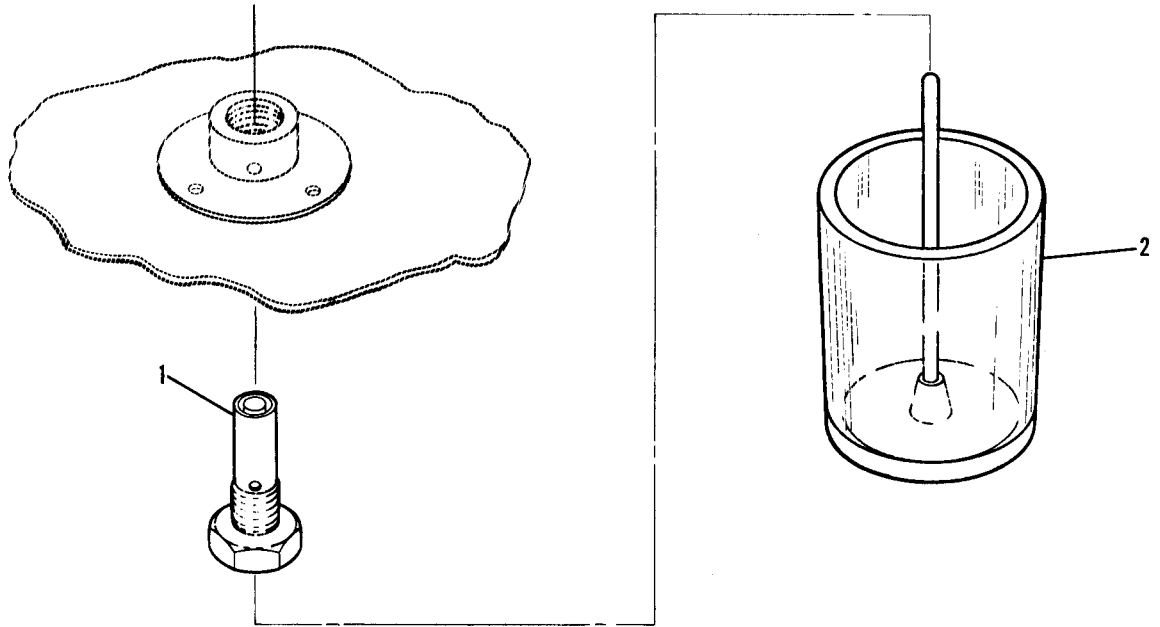


Figure 8A. Fuel Tank Drain Valve Installation

FIGURE AND INDEX NO.	PART NUMBER	DESCRIPTION	UNITS PER ASSY	USABLE ON CODE
8A- - 1 - 2	0526001-3 0526001-1	<p style="text-align: center;">1 2 3 4 5 6 7</p> <p>FUEL TANK DRAIN VALVE INSTALLATION ----- DRAIN VALVE ----- CUP-FUEL SAMPLER -----</p>	1 2 1	
<p style="text-align: center;">NOTE. *THESE PARTS AND INSTALLATION INSTRUCTIONS ARE AVAILABLE AS A KIT & MAY BE ORDERED UNDER P/N AK180-77A</p>				

Wing (Cont)

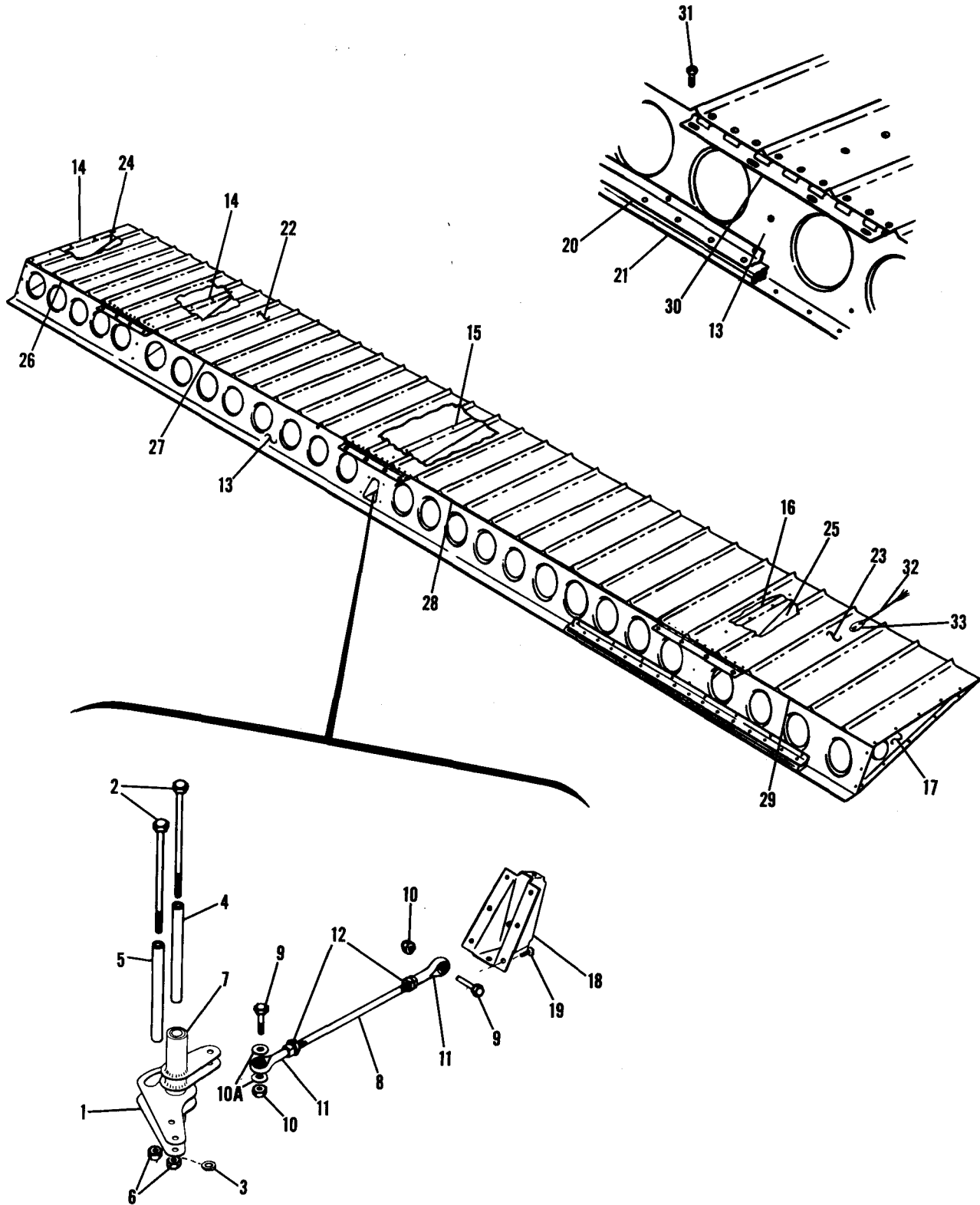


Figure 9. Aileron Installation

FIGURE AND INDEX NO.	PART NUMBER	DESCRIPTION	UNITS PER ASSY	USABLE ON CODE
9 -		AILERON INSTALLATION LH -----	NP	
		AILERON INSTALLATION RH -----	NP	
- 1	0760611-1	BELLCRANK-AILERON LH -----	1	A
	0760611-2	BELLCRANK-AILERON RH -----	1	A
	0760703-1	BELLCRANK-AILERON LH -----	1	B
	0760703-2	BELLCRANK-AILERON RH -----	1	B
	0760705-1	BELLCRANK-AILERON LH USED ON NAV-O-MATIC ONLY -----	1	B
	0760705-2	BELLCRANK-AILERON RH USED ON NAV-O-MATIC ONLY -----	1	B
- 2	AN4-42A	BOLT -----	2	
- 3	0522629	WASHER -----	2	
- 4	0523221	BUSHING -----	1	
- 5	0523222	BUSHING -----	1	
- 6	NAS679A4	NUT -----	2	
		---*---		
- 7	B610	BEARING TOR -----	2	
- 8	0523218	ROD ASSEMBLY-AILERON PUSH-PULL -----	1	
		ATTACHING PARTS		
- 9	AN3-7A	BOLT -----	2	
-10	MS21044N3	NUT -----	2	
-10A	AN960-10L	WASHER -----	2	
		---*---		
-11	S1819-3	ROD END -----	2	
-12	AN316-4R	NUT-CHECK -----	2	
	0523800-16	AILERON ASSY-LH WEU 0523800-25 -----	1	E
	0523800-25	AILERON ASSY-LH -----	1	F
	0523800-17	AILERON ASSY-RH WEU 0523800-24 -----	1	E
	0523800-24	AILERON ASSY-RH -----	1	F
-13	0523806	SPAR-AILERON LH -----	1	
	0523806-1	SPAR-AILERON RH -----	1	
-14	0523808	RIB NO 1-AILERON LH -----	2	
	0523808-2	RIB NO 1-AILERON RH -----	2	
-15	0523809	RIB NO 2-AILERON LH -----	1	
	0523809-1	RIB NO 2-AILERON RH -----	1	
-16	0523810	RIB NO 3-AILERON -----	1	
-17	0523811	RIB NO 4-AILERON LH -----	1	
	0523811-1	RIB NO 4-AILERON RH -----	1	
-18	0760011-2	BRACKET-AILERON CONTROL -----	1	
		ATTACHING PARTS		
-19	NAS455-163C4-8	RIVET -----	6	
		---*---		
-20	0523814-5	BRACKET-AILERON WEIGHT WEU 0523814-8 -----	1	E
	0523814-8	BRACKET-AILERON WEIGHT -----	1	F
-21	0724115-1	WEIGHT-AILERON BALANCE -----	3	E
	0724115-1	WEIGHT-AILERON BALANCE -----	2	F
	0724115-3	WEIGHT-AILERON BALANCE -----	1	F
	0724115-4	WEIGHT-AILERON BALANCE -----	1	F
-22	0523800-6	SKIN-AILERON UPPER INBOARD LH -----	1	
	0523800-7	SKIN-AILERON UPPER INBOARD RH -----	1	
-23	0523800-8	SKIN-AILERON UPPER OUTBOARD LH -----	1	
	0523800-9	SKIN-AILERON UPPER OUTBOARD RH -----	1	
-24	0523800-10	SKIN-AILERON LOWER INBOARD LH -----	1	
	0523800-11	SKIN-AILERON LOWER INBOARD RH -----	1	
-25	0523800-12	SKIN-AILERON LOWER OUTBOARD LH -----	1	
	0523800-13	SKIN-AILERON LOWER OUTBOARD RH -----	1	
-26	0523813-1	SPACER -----	1	
-27	0523813-8	SPACER -----	1	
-28	0523813-6	SPACER -----	1	
-29	0523813-7	SPACER -----	1	

CONTINUED ON NEXT PAGE

FIGURE AND INDEX NO.	PART NUMBER	DESCRIPTION	UNITS PER ASSY	USABLE ON CODE
			1 2 3 4 5 6 7	
9 -30	0523807	HINGE-AILERON ----- ATTACHING PARTS -----	3	
-31	NAS221-8	SCREW ----- *-----	12	
-32	C592001-0101 C592001-0103	STATIC DISCHARGER WEU C592001-0103 ----- STATIC DISCHARGER ----- ATTACHING PARTS -----	2 3	C D
-33	S1648-06K75 A06K75 AN515-6R6 AN515-6R10 AN936A6 AN936A6	NUT ----- RIVNUT GD ----- SCREW ----- SCREW ----- WASHER ----- WASHER ----- *-----	6 2 2 6 2 6	D C C D C D
		A---182 SERIAL 18253599 THRU 18258505 A182 SERIAL A182-0001 THRU A182-0096 B---182 SERIAL 18258506 & ON A182 SERIAL A182-0097 & ON C---182 SERIAL 18253599 THRU 18261425 D---182 SERIAL 18261426 & ON E---182 SERIAL 18253599 THRU 18260499 A182 SERIAL A182-0001 & ON F---182 SERIAL 18260500 & ON		

This page intentionally left blank.

Wing (Cont)

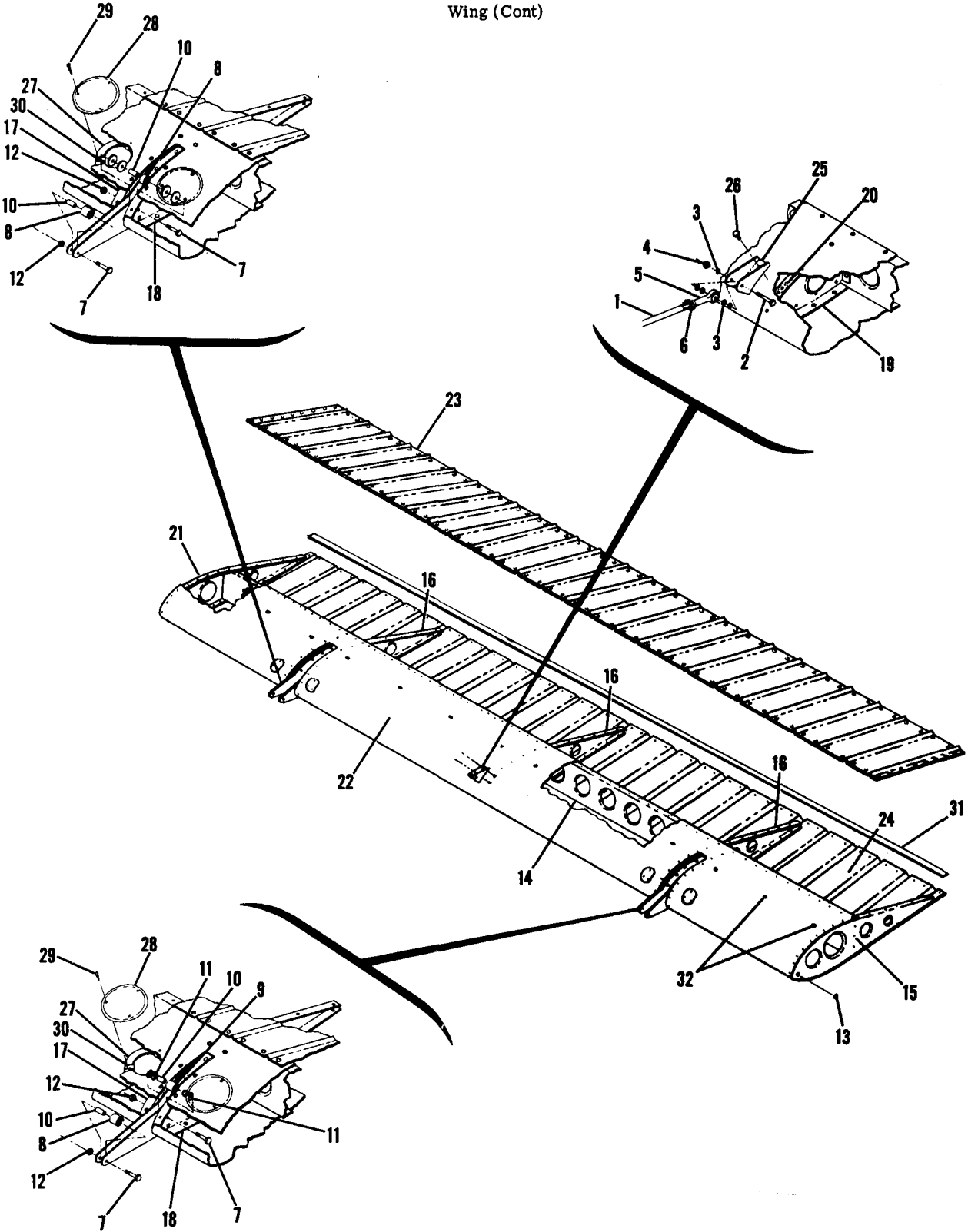


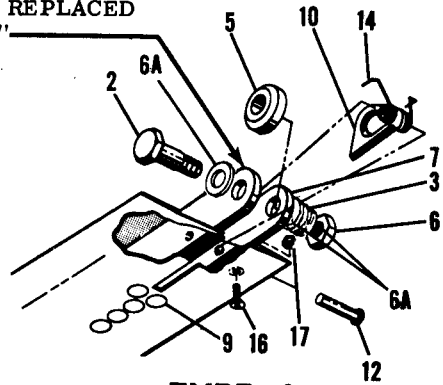
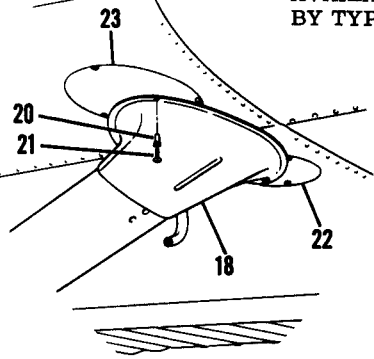
Figure 10. Flap Installation



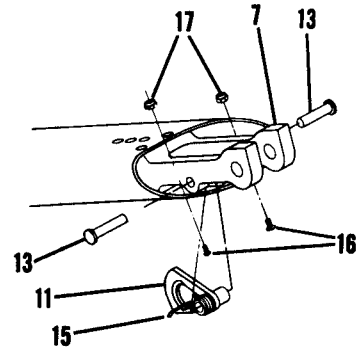
FIGURE AND INDEX NO.	PART NUMBER	DESCRIPTION							UNITS PER ASSY	USABLE ON CODE
		1	2	3	4	5	6	7		
10 -		FLAP INSTALLATION LH -----							NP	
- 1	0523537	FLAP INSTALLATION RH -----							NP	
		ROD ASSEMBLY-FLAP PUSH PULL -----							1	
		ATTACHING PARTS								
- 2	AN3-11A	BOLT -----							1	
- 3	AN960-10	WASHER -----							5	
- 4	MS21044N3	NUT -----							1	
		*-----								
- 5	S1106-3	ROD END -----							2	
- 6	AN316-4R	NUT-CHECK -----							2	
	0523901-15	*	FLAP ASSEMBLY-WING LH					WHEN EXHAUSTED USE 0523901-33	1	A
	0523901-16	*	FLAP ASSEMBLY-WING RH					WHEN EXHAUSTED USE 0523901-34	1	A
	0523901-33	*	FLAP ASSEMBLY-LH						1	B
	0523901-34	*	FLAP ASSEMBLY-RH						1	B
- 7	AN3-10A	BOLT -----							4	
- 8	0523921	ROLLER ASSEMBLY -----							3	
- 9	0523920	ROLLER ASSEMBLY -----							1	
-10	0523919	BUSHING -----							4	
-11	1220114-1	SPACER-FLAP OUTBOARD ROLLER ONLY -----							2	
-12	MS21044N3	NUT -----							4	
		*-----								
-13	CM2692-20-1S	PLUG BUTTON UC -----							1	
-14	0523911-2	SPAR-FLAP LH -----							1	
	0523911-3	SPAR-FLAP RH -----							1	
-15	0523912-1	RIB-FLAP RH END -----							1	
-16	0523923	RIB-FLAP TRAILING EDGE -----							3	
-17	0523901-13	RIB ASSEMBLY-FLAP SUPPORT ARM LH -----							2	
-18	0523901-14	RIB ASSEMBLY-FLAP SUPPORT ARM RH -----							2	
-19	0523914-2	RIB ASSEMBLY-FLAP LEADING EDGE CENTER -----							1	
-20	NAS680A3	NUTPLATE -----							2	
-21	0523912	RIB-FLAP LH END -----							1	
-22	0523901-17	SKIN-FLAP LEADING EDGE LH -----							1	
	0523901-18	SKIN-FLAP LEADING EDGE RH -----							1	
-23	0523901-21	SKIN-FLAP UPPER LH -----							1	
	0523901-22	SKIN-FLAP UPPER RH -----							1	
-24	0523901-19	SKIN-FLAP LOWER LH -----							1	
	0523901-20	SKIN-FLAP LOWER RH -----							1	
-25	0523918	BRACKET-FLAP CONTROL ATTACHMENT -----							1	
		ATTACHING PARTS								
-26	AN3-4A	BOLT -----							2	
		*-----								
-27	S237-4	DOUBLER-ACCESS OPENING -----							4	
-28	S225-3	PLATE-COVER -----							4	
		ATTACHING PARTS								
-29	S1021Z8-8	SCREW -----							12	
-30	NAS395-13-3	NUT -----							12	
		*-----								
-31	0523901-30	REINFORCEMENT -----							1	B
-32	S1093-1	**	PLUG BUTTON-ANTI FRICTION						14	
<p>NOTE. *WHEN ORDERING THESE ASSEMBLIES ALSO ORDER PARTS MARKED **.</p> <p>A---182 SERIAL 18253599 THRU 18257695 A182 SERIAL A182-0001 THRU A182-0056</p> <p>B---182 SERIAL 18257696 & ON A182 SERIAL A182-0057 & ON</p>										

NOTE.
THIS PART NO LONGER
AVAILABLE. REPLACED
BY TYPE "B."

Strut



TYPE A



TYPE B

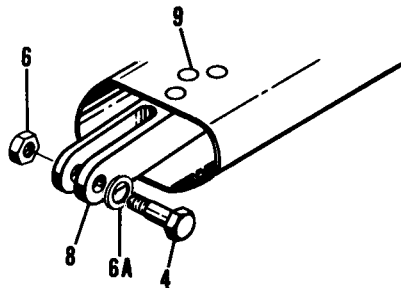
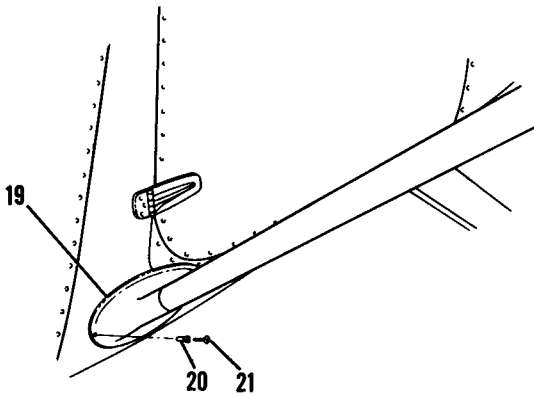



Figure 11. Wing Strut Installation

FIGURE AND INDEX NO.	PART NUMBER	DESCRIPTION	UNITS PER ASSY	USABLE ON CODE
11 -		1 2 3 4 5 6 7 STRUT INSTALLATION-WING -----	NP	
- 1	0723610-5	STRUT ASSEMBLY-LH -----	1	
	0723610-6	STRUT ASSEMBLY-RH -----	1	
		ATTACHING PARTS		
- 2	AN8-25A	BOLT -----	1	
- 3	AN960-816L	WASHER -----	1	
- 4	AN8-20A	BOLT -----	1	
- 5	0523307	SPACER -----	1	
- 6	MS20365-820C	NUT -----	2	
- 6A	AN960-816	WASHER -----	4	

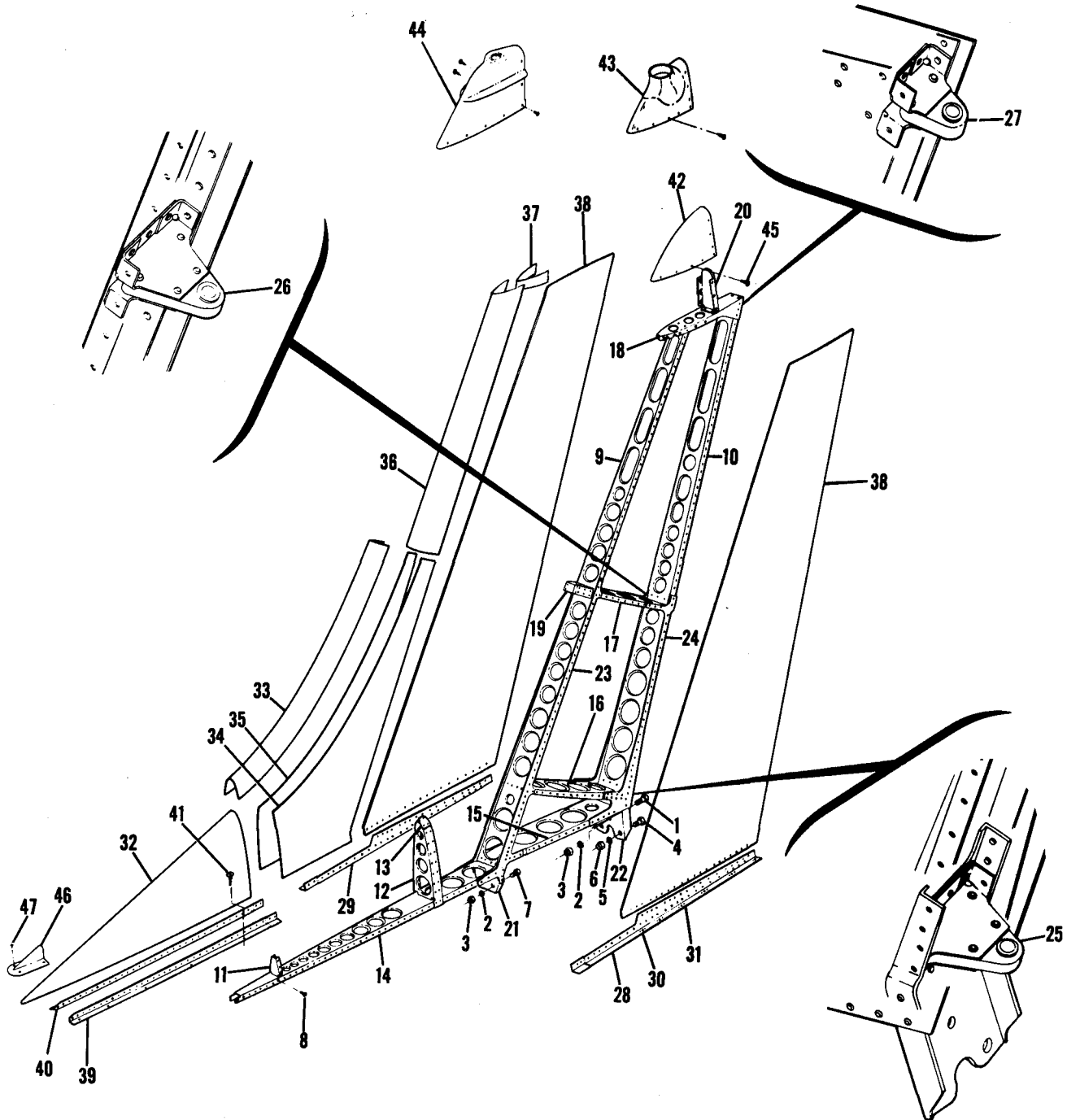
- 7	0523614-1	FITTING-WING STRUT UPPER -----	1	
- 8	0723614-1	FITTING-WING STRUT LOWER -----	1	
		ATTACHING PARTS		
- 9	MS20426AD10	RIVET -----	5	
	0723600-6	RIVET ALTERNATE -----	5	

-10	0723604-1	RING-MOORING -----	1	C
-11	0523615-1	RING-MOORING -----	1	D
		ATTACHING PARTS		
-12	MS20392-2C41	PIN -----	1	C
-13	MS20392-2C63	PIN -----	2	D
-14	0723601-2	SPRING -----	1	C
-15	0523616-1	SPRING -----	1	D
-16	AN507-832R6	SCREW -----	1	C
	AN507-832R6	SCREW -----	2	D
-17	NAS679A08	NUT -----	1	C
	NAS679A08	NUT -----	2	D

-18	0723605-3	FAIRING-UPPER LH -----	1	
	0723605-4	FAIRING-UPPER RH -----	1	
-19	0723612-3	FAIRING-LOWER LH -----	1	
	0723612-4	FAIRING-LOWER RH -----	1	
		ATTACHING PARTS		
-20	A08-75	RIVNUT GD -----	1	
-21	AN515-8R8	SCREW -----	3	

-22	0723605-9	PLATE ASSEMBLY-AFT LH -----	1	
	0723605-7	PLATE ASSEMBLY-AFT RH -----	1	
	A08-75	RIVNUT GD -----	1	
-23	0723605-8	PLATE ASSEMBLY-FWD LH -----	1	
	0723605-6	PLATE ASSEMBLY-FWD RH -----	1	
	A08-75	RIVNUT GD -----	1	
<p>NOTE. * WHEN INITIALLY ORDERING THIS PART FOR AIRCRAFT WITH TYPE A TIE DOWN PROVISIONS ALSO ORDER PARTS CODED D.</p> <p>C---USED ON TYPE A. SEE DETAIL D---USED ON TYPE B. SEE DETAIL</p>				

Empennage

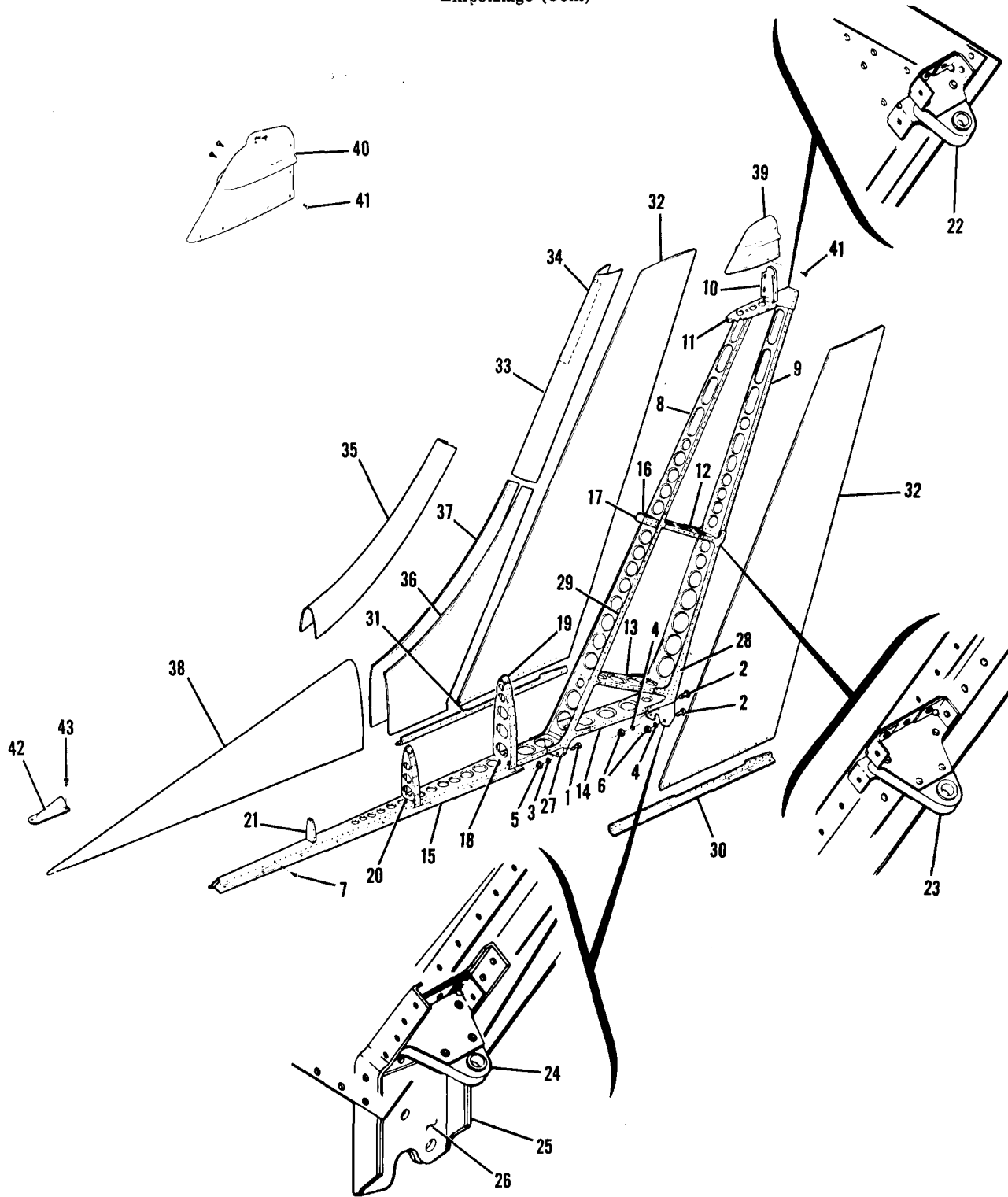


182 SERIAL 18253599 THRU 18261425

Figure 12. Fin & Dorsal Installation

FIGURE AND INDEX NO.	PART NUMBER	DESCRIPTION	UNITS PER ASSY	USABLE ON CODE
		1 2 3 4 5 6 7		
12 -	1231000-20 1231000-23 1231000-26	FIN & DORSAL INSTALLATION ----- FIN ASSEMBLY ----- FIN ASSEMBLY ----- FIN ASSEMBLY -----	NP 1 1 1	A D E
		ATTACHING PARTS		
- 1	AN5-6A AN6-7A	BOLT ----- BOLT -----	1 1	C E
- 2	AN960-516 AN960-616	WASHER ----- WASHER -----	3 3	C E
- 3	NAS679A5 NAS679A5 NAS679A6	NUT ----- NUT ----- NUT -----	3 3 1	C E E
- 4	AN6-7A	BOLT -----	6	E
- 5	AN960-616	WASHER -----	4	
- 6	NAS679A6	NUT -----	2	
- 7	AN5-6A	BOLT -----	2	
- 8	AN515-8R8 AN525-832R7	SCREW ----- SCREW -----	2 2	
		*-----		
- 9	1231002-1	SPAR-FORWARD -----	1	
-10	1231002-2	SPAR-AFT -----	1	
-11	0731603-1	RIB-DORSAL FORWARD -----	1	
-12	0731602-1	RIB-DORSAL AFT -----	1	
-13	0731602-2	STRIP-LEADING EDGE -----	1	
-14	0731601-1	RIB-FIN BASE FORWARD -----	1	
-15	1231005-2	RIB-FIN BASE AFT -----	1	
-16	1231006-1	RIB-FIN LOWER -----	1	
-17	1231007-1	RIB-FIN CENTER -----	1	
-18	1231008-1 NAS698A08K	RIB ASSEMBLY-FIN UPPER ----- NUTPLATE -----	1 10	
-19	1231009-1	RIB ASSEMBLY-FIN LEADING EDGE CENTER -----	1	
-20	1231010-1 1231010-3 NAS697A08K NAS696A08K NAS696A08K	RIB ASSEMBLY-FIN TIP ----- RIB ASSEMBLY-FIN TIP ----- NUTPLATE ----- NUTPLATE ----- NUTPLATE -----	1 1 2 4 2	A B A B
-21	1231012-1	FITTING-FORWARD FIN SPAR ATTACH -----	1	
-22	1231013-1 1231013-2	FITTING-AFT FIN SPAR ATTACH ----- FITTING-AFT FIN SPAR ATTACH -----	1 1	C E
-23	1231014-3	DOUBLER PLATE-FIN SPAR FORWARD -----	1	
-24	1231014-2	DOUBLER PLATE-FIN SPAR AFT -----	1	
-25	1231023-1	BRACKET ASSEMBLY-LOWER FIN HINGE -----	1	
-26	1231023-2	BRACKET ASSEMBLY-CENTER FIN HINGE -----	1	
-27	1231023-3	BRACKET ASSEMBLY-UPPER FIN HINGE -----	1	
-28	0731604-5	FAIRING ASSEMBLY-FIN TO FUSELAGE AFT LH -----	1	
-29	0731604-6	FAIRING ASSEMBLY-FIN TO FUSELAGE AFT RH -----	1	
-30	NAS445-5	NUTPLATE -----	1	
-31	NAS444-5	NUTPLATE -----	5	
-32	1231000-14	SKIN-DORSAL -----	1	
-33	1231000-17	SKIN-LEADING EDGE LOWER -----	1	
-34	1231000-15	SKIN-FIN LH -----	1	
-35	1231000-16	SKIN-FIN RH -----	1	
-36	1231000-4	SKIN-FIN LEADING EDGE -----	1	
-37	1231000-7	DOUBLER -----	1	
-38	1231000-18	SKIN-FIN -----	2	
-39	0731604-3	FAIRING-FORWARD LH -----	1	
-40	0731604-4	FAIRING-FORWARD RH -----	1	
		ATTACHING PARTS		
-41	AN525-832R7	SCREW -----	5	
		*-----		
-42	1231000-19	TIP-FIN -----	1	A
	0731606-1-791	TIP-FIN -----	1	B
-43	1200039-2	TIP-FIN USED WITH ROTATING BEACON -----	1	A
-44	0731606-3-791	TIP-FIN USED WITH FLASHING BEACON -----	1	B
		ATTACHING PARTS		
-45	NAS220-6	SCREW -----	16	
		*-----		
-46	0731605-1	FAIRING-DORSAL FIN -----	1	
-47	AN515-8R6	SCREW -----	3	
		A---182 SERIAL 18253599 THRU 18257625 A182 SERIAL A182-0001 THRU A182-0057		
		B---182 SERIAL 18257626 THRU 18261425 A182 SERIAL A182-0057 THRU A182-0136		
		C---182 SERIAL 18253599 THRU 18260445 A182 SERIAL A182-0001 THRU A182-0136		
		D---182 SERIAL 18257626 THRU 18260445 A182 SERIAL A182-0057 THRU A182-0136		
		E---182 SERIAL 18260446 THRU 18261425		

Empennage (Cont)



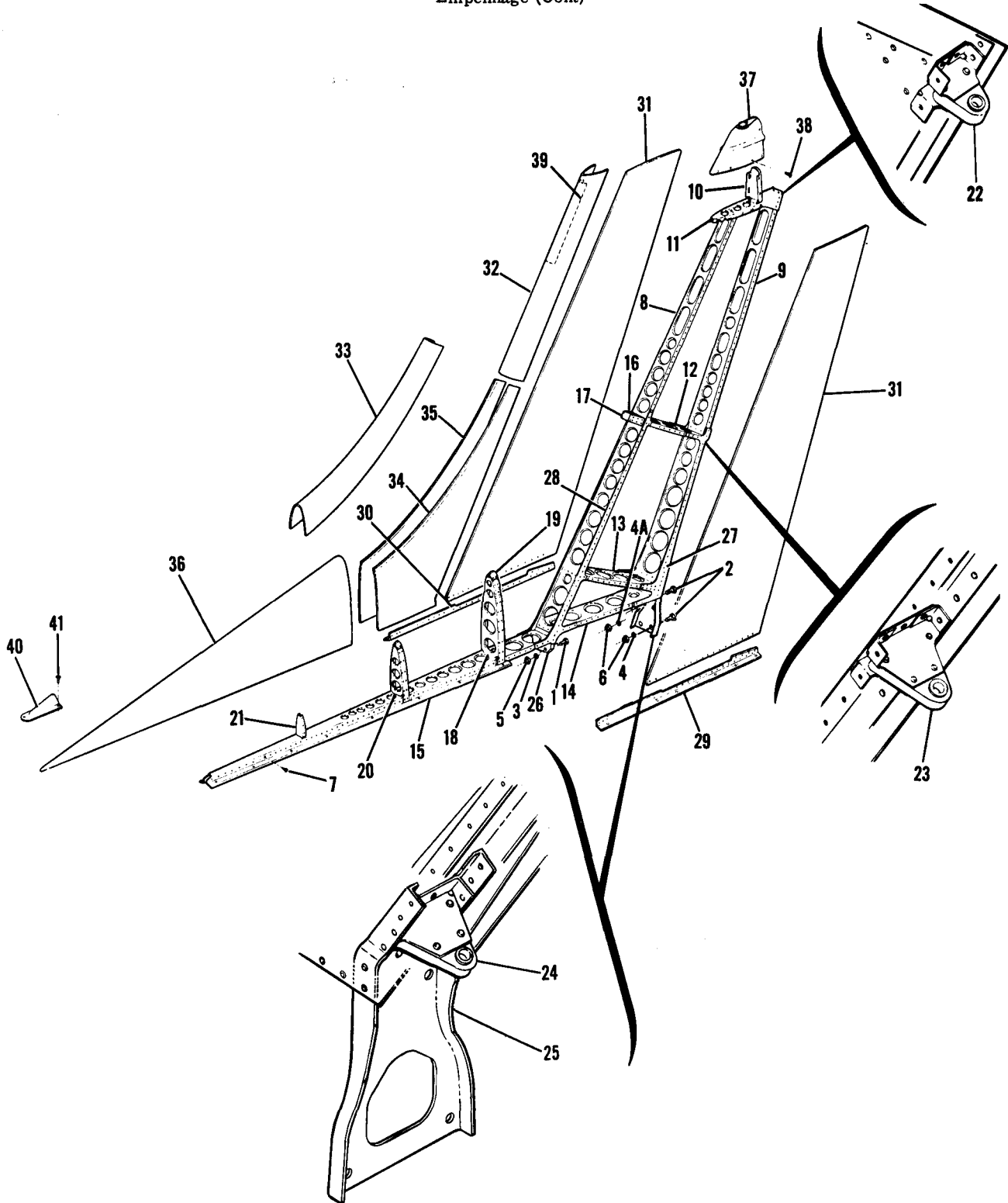
182SERIAL 18261426 THRU 18261530

Figure 12A. Fin & Dorsal Installation



FIGURE AND INDEX NO.	PART NUMBER	DESCRIPTION	UNITS	USABLE
			PER ASSY	ON CODE
12A-		FIN & DORSAL INSTALLATION -----	NP	A
	1231048-3	FIN ASSEMBLY -----	1	
		ATTACHING PARTS		
- 1	AN5-6A	BOLT -----	2	
- 2	AN6-7A	BOLT -----	3	
- 3	AN960-516	WASHER -----	4	
- 4	AN960-616	WASHER -----	3	
- 5	NAS679A5	NUT -----	2	
- 6	NAS679A6	NUT -----	3	
- 7	NAS220 8	SCREW -----	2	
		-----*		
- 8	1231002-1	SPAR-FIN FORWARD -----	1	
- 9	1231002-2	SPAR-FIN AFT -----	1	
-10	1231010-3	RIB ASSEMBLY-FIN TIP-CAP -----	1	
	NAS696A08K	NUTPLATE -----	2	
	NAS697A08K	NUTPLATE -----	2	
-11	1231008-1	RIB ASSEMBLY-FIN UPPER -----	1	
	NAS698A08K	NUTPLATE -----	10	
	NAS680A06	NUTPLATE -----	1	
-12	1231007-1	RIB-FIN CENTER -----	1	
-13	1231006-1	RIB-FIN LOWER -----	1	
-14	1231005-2	RIB-FIN BASE AFT -----	1	
-15	1231049-1	RIB-FIN BASE FORWARD -----	1	
-16	1231009-1	RIB ASSEMBLY-LEADING EDGE CENTER -----	1	
-17	1231009-3	STRIP-LEADING EDGE -----	1	
-18	0731602-1	RIB-DORSAL STA 200.45 -----	1	
-19	0731602-2	STRIP-LEADING EDGE -----	1	
-20	1231049-2	RIB-DORSAL STA 180.00 -----	1	
-21	1231049-3	RIB-DORSAL STA 160.00 -----	1	
-22	1231023-3	BRACKET ASSEMBLY-HINGE UPPER -----	1	
-23	1231023-2	BRACKET ASSEMBLY-HINGE CENTER -----	1	
-24	1231023-1	BRACKET ASSEMBLY-HINGE LOWER -----	1	
-25	1231013-2	FITTING-FIN ATTACH AFT -----	1	
-26	1231054-1	SPAR DOUBLER-VERTICAL FIN ATTACH AFT -----	1	
-27	1231012-2	FITTING-FIN ATTACH FORWARD -----	1	
	1231054-2	SPAR DOUBLER-VERTICAL FIN ATTACH FORWARD -----	1	
-28	1231014-2	PLATE-SPAR DOUBLER AFT -----	2	
-29	1231014-3	PLATE-SPAR DOUBLER FORWARD -----	2	
-30	0731604-5	FAIRING ASSEMBLY-DORSAL TO FUSELAGE AFT LH -----	1	
-31	0731604-6	FAIRING ASSEMBLY-DORSAL TO FUSELAGE AFT RH -----	1	
	A6196-8Z3	NUT TIN -----	1	
	A6195-8Z3	NUT TIN -----	4	
-32	1231000-18	SKIN-FIN -----	2	
-33	1231000-4	SKIN-FIN LEADING EDGE UPPER -----	1	
-34	1231000-7	DOUBLER-LEADING EDGE SKIN -----	1	
-35	1231000-17	SKIN-FIN LEADING EDGE LOWER -----	1	
-36	1231000-15	SKIN-FIN LH -----	1	
-37	1231000-16	SKIN-FIN RH -----	1	
-38	1231048-2	SKIN-DORSAL -----	1	
-39	0731606-1-791	CAP-FIN TIP -----	1	
-40	0731606-3-791	CAP-FIN TIP USED WITH FLASHING BEACON -----	1	
-41	NAS220-6	SCREW -----	14	
-42	1231050-1	FAIRING-DORSAL FIN -----	1	
		ATTACHING PARTS		
-43	AN525-832R7	SCREW -----	3	
		-----*		
<p>A---182 SERIAL 18261425 THRU 18261530 A182 SERIAL A182-0137 THRU A182-0146</p>				

Empennage (Cont)



182 SERIAL 18261531 & ON

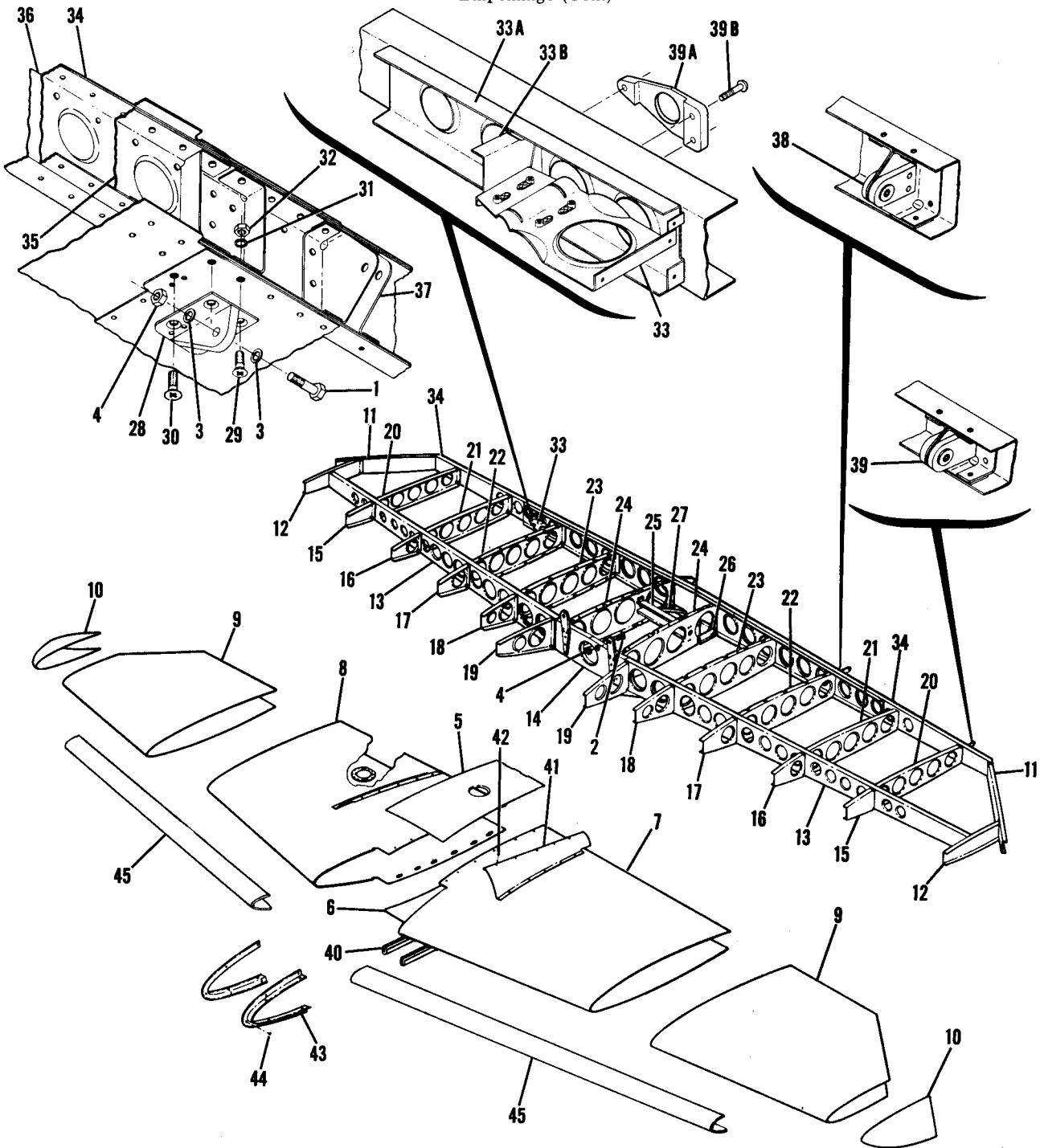
Figure 12B. Fin & Dorsal Installation

FIGURE AND INDEX NO.	PART NUMBER	DESCRIPTION	UNITS PER ASSY	USABLE ON CODE
		1 2 3 4 5 6 7		
128--	1231057-1	FIN & DORSAL INSTALLATION -----	NP	A
		FIN ASSEMBLY -----	1	
		ATTACHING PARTS -----		
- 1	AN4-6A	BOLT -----	4	
- 2	AN5-7A	BOLT -----	2	
- 2A	AN5-6A	BOLT -----	2	
- 3	AN960-416	WASHER -----	8	
- 4	AN960-516	WASHER -----	8	
- 5	NAS679A4	NUT -----	4	
- 6	NAS679A5	NUT -----	4	
- 7	AN525-832R7	SCREW -----	2	
		-----*		
- 8	1231002-3	SPAR-FIN FORWARD -----	1	
- 9	1231002-2	SPAR-FIN AFT -----	1	
-10	1231010-3	RIB ASSY-FIN TIP CAP -----	1	
	NAS696A08K	NUTPLATE -----	2	
	NAS697A08K	NUTPLATE -----	2	
-11	1231008-1	RIB ASSY-FIN UPPER -----	1	
	NAS698A08K	NUTPLATE -----	10	
	NAS680A06	NUTPLATE -----	1	
-12	1231007-1	RIB-FIN CENTER -----	1	
-13	1231006-1	RIB-FIN LOWER -----	1	
-14	1231005-3	RIB-FIN BASE AFT -----	1	
-15	1231049-1	RIB-FIN BASE FORWARD -----	1	
-16	1231009-1	RIB ASSY-LEADING EDGE CENTER -----	1	
-17	1231009-3	STRIP-LEADING EDGE -----	1	
-18	0731602-1	RIB-DORSAL STA 200.45 -----	1	
-19	0731602-2	STRIP-LEADING EDGE -----	1	
-20	1231049-2	RIB-DORSAL STA 180.00 -----	1	
-21	1231049-3	RIB-DORSAL STA 160.00 -----	1	
-22	1231023-3	BRACKET ASSY-HINGE UPPER -----	1	
-23	1231023-2	BRACKET ASSY-HINGE CENTER -----	1	
-24	1231023-1	BRACKET ASSY-HINGE LOWER -----	1	
-25	1231058-1	FITTING-FIN ATTACH AFT -----	1	
-26	1231056-1	FITTING-FIN ATTACH FWD -----	1	
-27	1231014-2	PLATE-SPAR DOUBLER AFT -----	2	
-28	1231014-4	PLATE-SPAR DOUBLER FORWARD -----	2	
-29	0713604-7	FAIRING ASSY-DORSAL TO FUSELAGE AFT LH -----	1	
-30	0713604-8	FAIRING ASSY-DORSAL TO FUSELAGE AFT RH -----	1	
	A6196-8Z3	NUT TIN -----	1	
	A6195-8Z3	NUT TIN -----	4	
-31	1231000-18	SKIN-FIN -----	2	
-32	1231000-4	SKIN-FIN LEADING EDGE UPPER -----	1	
-33	1231000-17	SKIN-FIN LEADING EDGE LOWER -----	1	
-34	1231057-3	SKIN-FIN LH -----	1	
-35	1231057-4	SKIN-FIN RH -----	1	
-36	1231048-2	SKIN-DORSAL -----	1	
-37	1231059-1	FIN TIP ASSEMBLY -----	1	
		ATTACHING PARTS -----		
-38	NAS220-6	SCREW -----	14	
		-----*		
-39	1231000-7	DOUBLER-LEADING EDGE SKIN -----	1	
-40	1231050-2	FAIRING-DORSAL FIN -----	1	
		ATTACHING PARTS -----		
-41	AN525-832R7	SCREW -----	4	
		-----*		

A---182 SERIAL 18261529 THRU 18262465
A182 SERIAL A182-0147 & ON

FIGURE AND INDEX NO.	PART NUMBER	DESCRIPTION	UNITS PER ASSY	USABLE ON CODE
13 -	1231001-5	RUDDER ASSEMBLY-SWEPT -----	1	A
	1231001-9	RUDDER ASSEMBLY-SWEPT -----	1	B
		ATTACHING PARTS		
- 1	AN4-11A	BOLT -----	3	
- 2	AN960-416	WASHER -----	3	
- 3	NAS679A4	NUT -----	3	
		-----*		
- 4	1231015-1	SPAR-FORWARD -----	1	
- 5	1231015-2	SPAR-REAR -----	1	
- 6	1231015-3	SPAR-BELLCRANK -----	1	
- 7	1231016-1	RIB-LOWER -----	1	
- 8	1231017-1	RIB-CENTER -----	1	
- 9	1231033-1	RIB ASSEMBLY-RUDDER TIP -----	1	
	NAS697A08K	NUTPLATE -----	6	
-10	1231029-1	BRACKET-AFT LH -----	1	
	1231029-2	BRACKET-AFT RH -----	1	
-11	1231032-1	RIB-TIP AFT -----	1	
-12	0733104-2	WEIGHT-RUDDER BALANCE -----	1	
		ATTACHING PARTS		
-13	AN509-10R31	SCREW -----	3	
-14	AN960-10	WASHER -----	3	
-15	MS21044N3	NUT -----	3	
		-----*		
-16	1231021-1	BELLCRANK ASSEMBLY-RUDDER WEU 1231021-9 -----	1	B
	1231021-9	BELLCRANK ASSEMBLY-RUDDER -----	1	E
-17	1231021-2	CLIP-STOP RH -----	1	B
	1231021-8	SUPPORT-RH -----	1	E
-18	1231021-3	CLIP-STOP LH -----	1	B
	1231021-7	SUPPORT-LH -----	1	E
	0733103	BUSHING-BELLCRANK -----	2	B
	0733103-1	BUSHING-BELLCRANK -----	2	E
-19	1231022-1	GUSSET-BELLCRANK -----	1	
-20	1231023-16	BRACKET-LOWER RUDDER HINGE -----	1	
-21	1231023-19	BRACKET-LOWER RUDDER HINGE -----	1	
-22	1231023-17	BRACKET-CENTER RUDDER HINGE -----	1	
-23	1231023-20	BRACKET-CENTER RUDDER HINGE -----	1	
-24	1231023-18	BRACKET-UPPER RUDDER HINGE -----	1	
-25	1231023-21	BRACKET-UPPER RUDDER HINGE -----	1	
-26	1231026-1	CLIP-BELLCRANK LH -----	1	
	1231026-2	CLIP-BELLCRANK RH -----	1	
-27	NAS696A08K	NUTPLATE -----	4	
-28	NAS697A08K	NUTPLATE -----	2	
-29	NAS698A08K	NUTPLATE -----	1	
-30	1231001-3	SKIN-RUDDER -----	1	
-31	1231001-2	CAP-RUDDER TIP -----	1	A
-31A	0731606-6-791	CAP-RUDDER TIP -----	1	B
		ATTACHING PARTS		
-32	NAS220-6	SCREW -----	12	
	NAS220-8	SCREW -----	8	
		-----*		
-33	C592001-0101	STATIC DISCHARGER WEU C592001-0103 -----	1	C
	C592001-0101	STATIC DISCHARGER -----	4	D
		ATTACHING PARTS		
	A06K75	RIVNUT GD -----	2	C
	NAS679A06	NUT ATTACH TO RUDDER CAP -----	2	D
	S1648-06K75	NUT ATTACH TO RUDDER ASSY -----	6	D
-34	AN515-6R6	SCREW -----	2	C
	AN515-6R6	SCREW ATTACH TO RUDDER CAP -----	2	D
	AN515-6R10	SCREW ATTACH TO RUDDER ASSY -----	6	D
	AN936A6	WASHER -----	2	C
	AN960A6	WASHER ATTACH TO RUDDER CAP -----	2	D
	AN936D6	WASHER ATTACH TO RUDDER ASSY -----	6	D
		-----*		
-35	1570102-8	STRAP ASSY -----	1	D
	AN960A3	WASHER -----	2	D
-36	1570102-8	STRAP ASSY -----	1	D
<p>A---182 SERIAL 18253599 THRU 18257625 A182 SERIAL A182-0001 THRU A182-0056</p> <p>B---182 SERIAL 18257626 THRU 18261530 A182 SERIAL A182-0057 THRU A182-0146</p> <p>C---182 SERIAL 18253599 THRU 18261425 A182 SERIAL A182-0001 THRU A182-0136</p> <p>D---182 SERIAL 18261426 & ON A182 SERIAL A182-0137 & ON</p> <p>E---182 SERIAL 18261531 & ON A182 SERIAL A182-0147 & ON</p>				

Empennage (Cont)



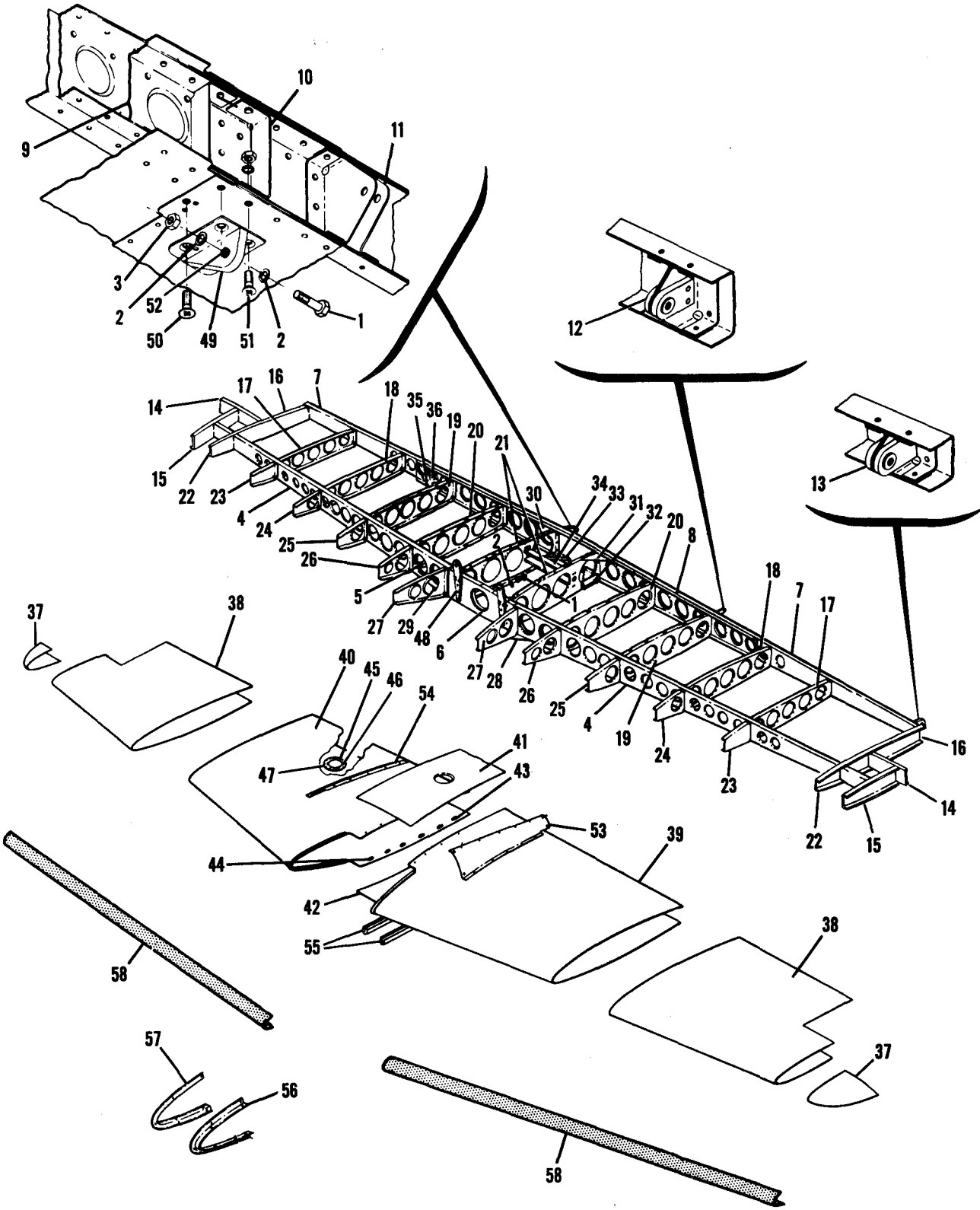
182 SERIAL 18253599 THRU 18255844

Figure 14. Stabilizer Installation

FIGURE AND INDEX NO.	PART NUMBER	DESCRIPTION	UNITS PER ASSY	USABLE ON CODE
14 -		1 2 3 4 5 6 7 STABILIZER INSTALLATION -----	NP	A
	0732600-1	STABILIZER ASSEMBLY -----	1	
		ATTACHING PARTS -----		
- 1	AN4-11A	BOLT -----	2	
- 2	AN4-12A	BOLT -----	2	
- 3	AN960-416	WASHER -----	4	
- 4	NAS679A4	NUT -----	2	
		-----*		
- 5	1232600-5	SKIN-UPPER CENTER -----	1	
- 6	0732600-3	SKIN-LOWER CENTER -----	1	
- 7	0732600-8	SKIN-INBOARD LH -----	1	
- 8	0732600-9	SKIN-INBOARD RH -----	1	
- 9	0732600-2	SKIN-OUTBOARD -----	2	
-10	0732613-1	TIP-STABILIZER -----	2	
-11	0732608-1	RIB-CANTED -----	2	
-12	0732609-1	RIB-STA 61.063 -----	2	
	0732605-1	SPAR ASSEMBLY-FRONT -----	1	
-13	0732607-1	SPAR-STABILIZER FRONT -----	2	
-14	0732606-1	SPLICE ASSEMBLY-CENTER -----	1	
-15	0732611-1	RIB-NOSE STA 50.375 -----	2	
-16	0732611-2	RIB-NOSE STA 38.875 -----	2	
-17	0732611-3	RIB-NOSE STA 27.375 -----	2	
-18	0732611-4	RIB-NOSE STA 16.00 -----	2	
-19	0732611-6	RIB-CANTED NOSE -----	2	
-20	0732610-5	RIB-STABILIZER STA 50.375 -----	2	
-21	0732610-4	RIB-STABILIZER STA 38.875 -----	2	
-22	0732610-3	RIB-STABILIZER STA 27.375 -----	2	
-23	0732610-2	RIB-STABILIZER STA 16.00 -----	2	
-24	0732610-1	RIB-CANTED STABILIZER -----	2	
-25	1232140-1	BRACKET-TRIM TAB PULLEY -----	1	
-26	0732103-1	DOUBLER-STABILIZER LH -----	1	
	0732103-2	DOUBLER-STABILIZER RH -----	1	
-27	0732106-1	REINFORCEMENT-STABILIZER RH -----	1	
	0732106	REINFORCEMENT-STABILIZER LH -----	1	
-28	0732612-1	HINGE ASSEMBLY-LH -----	1	
	0732612-2	HINGE ASSEMBLY-RH -----	1	
		ATTACHING PARTS -----		
-29	AN509-416R13	SCREW -----	2	
-30	AN509-416R12	SCREW -----	1	
-31	AN960-416	WASHER -----	4	
-32	NAS679A4	NUT -----	3	
		-----*		
-33	1232139-3	BRACKET ASSEMBLY-TRIM TAB ACTUATOR -----	1	
-33A	0732618-1	DOUBLER-STABILIZER REAR SPAR -----	1	
-33B	0732617-1	BRACKET ASSEMBLY-TAB ACTUATOR MOUNTING -----	1	
	0732602-1	SPAR ASSEMBLY-STABILIZER REAR -----	1	
-34	0732602-2	SPAR-STABILIZER REAR -----	2	
-35	0732603-1	CHANNEL-REAR SPAR -----	1	
-36	0732604-1	CHANNEL-REAR SPAR -----	1	
-37	0732100-6	HINGE BRACKET-CENTER -----	2	
-38	0732100-7	HINGE ASSEMBLY-INBOARD -----	2	
-39	0732100-8	HINGE ASSEMBLY-OUTBOARD -----	2	
-39A	1234023-1	BRACE -----	1	
		ATTACHING PARTS -----		
-39B	NAS221-13	SCREW -----	3	
	AN960-10	WASHER -----	2	
	MS21044N3	NUT -----	2	
		-----*		
-40	S202RB	MOULDING-17.50 IN LG BULK ITEM REF S202R17.50B -----	2	
-41	0732615-1	FAIRING-STABILIZER LH -----	1	
	0732615-2	FAIRING-STABILIZER RH -----	1	
		ATTACHING PARTS -----		
-42	S102128-8	SCREW -----	13	
	AN525-832R7	SCREW -----	2	
	NAS395-10-3	NUT -----	2	
		-----*		
-43	0732614-1	FAIRING-STABILIZER LEADING EDGE LH -----	1	
	0732614-2	FAIRING-STABILIZER LEADING EDGE RH -----	1	
		ATTACHING PARTS -----		
-44	S102128-8	SCREW -----	3	
		-----*		
-45	0332136-6	BOOT-STABILIZER ABRASION -----	2	

A---182 SERIAL 18253599 THRU 18255844

Empennage (Cont)



182 SERIAL 18255845 & ON

Figure 14A. Stabilizer Installation

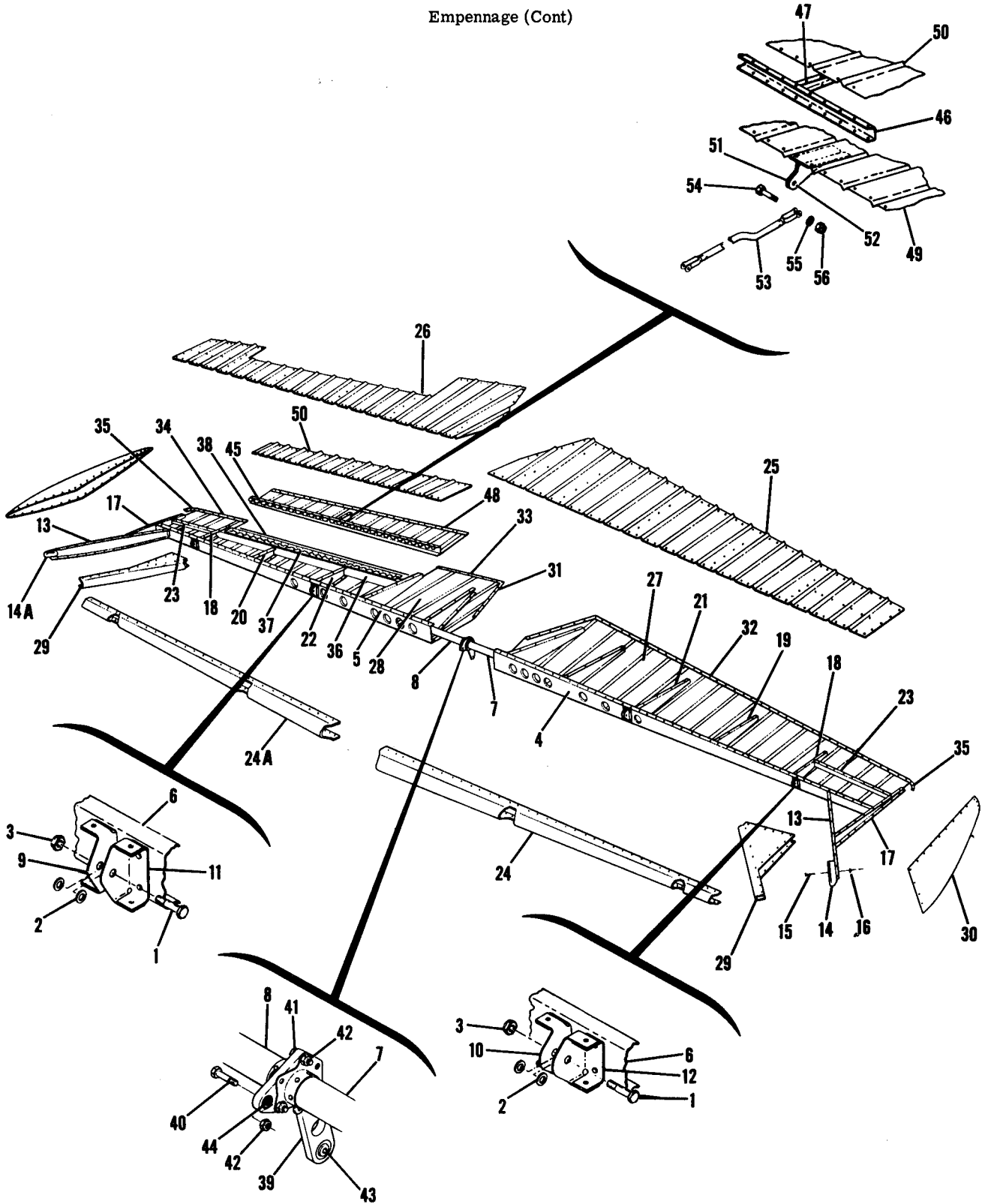
FIGURE AND INDEX NO.	PART NUMBER	DESCRIPTION	UNITS PER ASSY	USABLE ON CODE
		1 2 3 4 5 6 7		
14A-		STABILIZER INSTALLATION -----	NP	A
	1232600-7	STABILIZER ASSEMBLY -----	1	
		ATTACHING PARTS -----		
- 1	AN4-11A	BOLT -----	4	
- 2	AN960-416	WASHER -----	6	
- 3	NAS679A4	NUT -----	2	
		-----*		
	1232610-2	SPAR ASSEMBLY-STABILIZER FRONT -----	1	
- 4	1232610-4	SPAR-FRONT -----	2	
- 5	1232605-1	SPLICE -----	1	
- 6	1232116	CHANNEL -----	1	
	1232610-1	SPAR ASSEMBLY-STABILIZER REAR -----	1	
- 7	1232610-3	SPAR-REAR -----	2	
- 8	1232114-1	CHANNEL -----	1	
- 9	0732603-2	CHANNEL -----	1	
-10	0732101-4	REINFORCEMENT -----	2	
-11	0732100-6	BRACKET-HINGE INBOARD -----	2	
-12	0732100-7	BRACKET ASSEMBLY-HINGE CENTER -----	2	
-13	1234626-1	BRACKET ASSEMBLY HINGE OUTBOARD -----	1	
-14	1232602-1	RIB-STABILIZER LATERAL -----	2	
-15	1232601-1	RIB-STABILIZER TIP STA. 66.193 -----	2	
-16	1232603-1	RIB-STABILIZER STA. 61.063 -----	2	
-17	0732610-5	RIB-STABILIZER STA. 50.375 -----	2	
-18	0732610-6	RIB-STABILIZER STA. 38.875 -----	2	
-19	1232104	RIB-STABILIZER STA. 27.375 -----	2	
-20	1232105	RIB-STABILIZER STA. 16.000 -----	2	
-21	1232106	RIB-STABILIZER CANTED -----	2	
-22	1232603-2	RIB-STABILIZER NOSE STA. 61.063 -----	2	
-23	0732611-1	RIB-STABILIZER NOSE STA. 50.375 -----	2	
-24	0732611-2	RIB-STABILIZER NOSE STA. 38.875 -----	2	
-25	0732611-3	RIB-STABILIZER NOSE STA. 27.375 -----	2	
-26	0732611-4	RIB-STABILIZER NOSE STA. 16.000 -----	2	
-27	0732611-6	RIB-STABILIZER NOSE CANTED -----	2	
-28	1232118-1	DOUBLER-STABILIZER LOWER LH & UPPER RH FORWARD -----	2	
-29	1232118-2	DOUBLER-STABILIZER UPPER LH & LOWER RH FORWARD -----	2	
-30	1232606-1	DOUBLER-STABILIZER LOWER LH & UPPER RH AFT -----	2	
-31	1232606-2	DOUBLER-STABILIZER UPPER LH & LOWER RH AFT -----	2	
-32	0732106-1	REINFORCEMENT-STABILIZER LH AFT -----	1	
-33	0732106	REINFORCEMENT-STABILIZER RH AFT -----	1	
-34	1232140-1	BRACKET-TRIM TAB PULLEY -----	1	
-35	1232139-1	BRACKET ASSEMBLY-TRIM TAB ACTUATOR -----	1	
	NAS696A3	NUTPLATE -----	4	
	NAS697A3	NUTPLATE -----	1	
-36	1234023-1	BRACE-TRIM TAB ACTUATOR -----	1	
		ATTACHING PARTS -----		
	NAS221-13	SCREW -----	3	
	AN960-10	WASHER -----	2	
		-----*		
-37	1232604-1	TIP-STABILIZER -----	2	
-38	1232600-2	SKIN-STABILIZER OUTBOARD -----	2	
-39	1232600-3	SKIN-STABILIZER INBOARD LH -----	1	
-40	1232600-4	SKIN-STABILIZER INBOARD RH -----	1	
-41	1232600-19	SKIN ASSY-STABILIZER CENTER UPPER -----	1	
	NAS679A08	NUTPLATE -----	2	
-42	0732600-3	SKIN-STABILIZER CENTER LOWER -----	1	
-43	S1863-3A	NUT TIN -----	2	
-44	S1862-2A	NUT TIN -----	1	
-45	1232142-1	DOUBLER-INSPECTION HOLE -----	1	
-46	NAS395-14-3	NUT -----	4	
-47	1232141-1	PLATE-INSPECTION HOLE -----	1	
		ATTACHING PARTS -----		
	S1021Z8-8	SCREW -----	4	
		-----*		

CONTINUED ON NEXT PAGE

FIGURE AND INDEX NO.	PART NUMBER	DESCRIPTION	UNITS PER ASSY	USABLE ON CODE
14A-48	0732601-3	FITTING-STABILIZER ATTACH FORWARD -----	2	
-49	1232400-1	HINGE ASSEMBLY-STABILIZER ATTACH AFT LH -----	1	
	1232400-2	HINGE ASSEMBLY-STABILIZER ATTACH AFT RH -----	1	
		ATTACHING PARTS		
-50	AN509-416R12	SCREW -----	2	
-51	AN509-416R13	SCREW -----	4	
	AN960-416	WASHER -----	6	
	NAS679A4	NUT -----	6	
		-----*		
-52	1232143-1	BUSHING -----	1	
-53	0732615-1	FAIRING-STABILIZER UPPER LH -----	1	B
	0732615-5	FAIRING-STABILIZER UPPER LH -----	1	C
-54	0732615-2	FAIRING-STABILIZER UPPER RH -----	1	B
	0732615-6	FAIRING-STABILIZER UPPER RH -----	1	C
		ATTACHING PARTS		
	S1021Z8-8	SCREW -----	13	
	NAS395-10-3	NUT -----	2	
	AN525-832R7	SCREW -----	2	
		-----*		
-55	S202R1750B	CHANNEL -----	2	
-56	0732614-1	FAIRING-STABILIZER FORWARD LH -----	1	
-57	0732614-2	FAIRING-STABILIZER FORWARD RH -----	1	
		ATTACHING PARTS		
	S1021Z8-8	SCREW -----	3	
		-----*		
-58	0332136-6	BOOT-ABRASION -----	2	
		A---182 SERIAL 18255845 & ON A182 SERIAL A182-0001 & ON		
		B---182 SERIAL 18255845 THRU 18261530 A182 SERIAL A182-0001 THRU A182-0146		
		C---182 SERIAL 18261531 & ON A182 SERIAL A182-0147 & ON		

This page intentionally left blank.

Empennage (Cont)



182 SERIAL 18253599 THRU 18255844

Figure 15. Elevator Installation

FIGURE AND INDEX NO.	PART NUMBER	DESCRIPTION	UNITS PER ASSY	USABLE ON CODE
		1 2 3 4 5 6 7		
15 -		ELEVATOR INSTALLATION -----	NP	F
	0734600-1	ELEVATOR ASSEMBLY-LH -----	1	A
	0734600-21	ELEVATOR ASSEMBLY-LH -----	1	D
	0734600-27	ELEVATOR ASSEMBLY-LH -----	1	E
	0734600-24	ELEVATOR ASSEMBLY-RH LESS TRIM TAB -----	1	A
	0734600-200	ELEVATOR ASSEMBLY-RH LESS TRIM TAB -----	1	D
	0734600-201	ELEVATOR ASSEMBLY-RH LESS TRIM TAB -----	1	E
		ATTACHING PARTS		
- 1	AN4-11A	BOLT -----	2	
- 2	AN960-416L	WASHER -----	4	
- 3	NAS679A4	NUT -----	2	
		*-----		
- 4	0734601-1	SPAR ASSEMBLY-ELEVATOR LH -----	1	
- 5	0734601-2	SPAR ASSEMBLY-ELEVATOR RH -----	1	
- 6	0734601-3	SPAR-ELEVATOR -----	1	
- 7	0734110-1	TUBE ASSEMBLY-TORQUE LH -----	1	
- 8	0734110-2	TUBE ASSEMBLY-TORQUE RH -----	1	
- 9	0732100-4	HINGE-ELEVATOR INBOARD -----	1	
-10	0732100-11	HINGE-ELEVATOR OUTBOARD -----	1	
-11	0732100-10	HINGE-ELEVATOR INBOARD -----	1	
-12	0732100-3	HINGE-ELEVATOR OUTBOARD -----	1	
-13	0734604-1	RIB-ELEVATOR CANTED OUTBOARD -----	1	C
	0734604-2	RIB-ELEVATOR CANTED OUTBOARD RH -----	1	E
	0734604-3	RIB-ELEVATOR CANTED OUTBOARD LH -----	1	E
-14	0733101-3	WEIGHT-ELEVATOR BALANCE LH -----	1	A
	0734610-2	WEIGHT-ELEVATOR BALANCE LH -----	1	B
-14A	0733101-2	WEIGHT-ELEVATOR BALANCE RH -----	1	A
	0734610-3	WEIGHT-ELEVATOR BALANCE RH -----	1	B
		ATTACHING PARTS		
-15	AN509-10R29	SCREW -----	1	
-16	NAS686A3	NUTPLATE -----	1	
		*-----		
-17	0734602-1	RIB-ELEVATOR TIP -----	1	C
	0734602-7	RIB-ELEVATOR TIP LH -----	1	E
	0734602-8	RIB-ELEVATOR TIP RH -----	1	E
-18	0734602-4	RIB-ELEVATOR -----	1	
-19	0734602-3	RIB-ELEVATOR LH -----	1	
-20	0734602-6	RIB-ELEVATOR RH -----	1	
-21	0734602-2	RIB-ELEVATOR LH -----	1	
-22	0734602-5	RIB-ELEVATOR RH -----	1	
-23	0734605-1	STIFFENER -----	1	
-24	0734600-5	SKIN-ELEVATOR NOSE LH -----	1	
-24A	0734600-20	SKIN-ELEVATOR NOSE RH -----	1	
-25	0734600-4	SKIN-ELEVATOR UPPER LH -----	1	
-26	0734600-15	SKIN-ELEVATOR UPPER RH -----	1	
-27	0734600-9	SKIN-ELEVATOR LOWER LH -----	1	
-28	0734600-14	SKIN-ELEVATOR LOWER RH -----	1	
-29	0734600-7	SKIN-ELEVATOR HORN -----	1	C
	0734600-28	SKIN-ELEVATOR HORN RH -----	1	E
	0734600-29	SKIN-ELEVATOR HORN LH -----	1	E
-30	0734608-1	TIP-ELEVATOR -----	1	A
	0734609-1	TIP-ELEVATOR -----	1	C
	0734609-9	TIP-ELEVATOR LH -----	1	E
	0734609-10	TIP-ELEVATOR RH -----	1	E
-31	0734600-8	SPACER -----	1	
-32	0734600-3	SPACER-LH -----	1	
-33	0734600-17	SPACER-RH -----	1	
-34	0734600-18	SPACER-RH -----	1	
-35	0734606-1	SPACER -----	1	
-36	0734607-1	CHANNEL-ELEVATOR RH -----	1	
-37	0734600-10	HINGE-HALF-TRIM TAB RH ONLY -----	2	
-38	MS20253-2-29.46	PIN-HINGE HALF RH -----	1	
-39	0760676-1	ARM ASSEMBLY-ELEVATOR -----	1	
		ATTACHING PARTS		
-40	AN4-11A	BOLT -----	1	
-41	AN4-7A	BOLT -----	3	
-42	NAS679A4	NUT -----	4	
		*-----		
-43	MS20200KP4	BEARING -----	1	
-44	MS24462-4	BEARING TOR -----	1	

CONTINUED ON NEXT PAGE



illustrated parts catalog

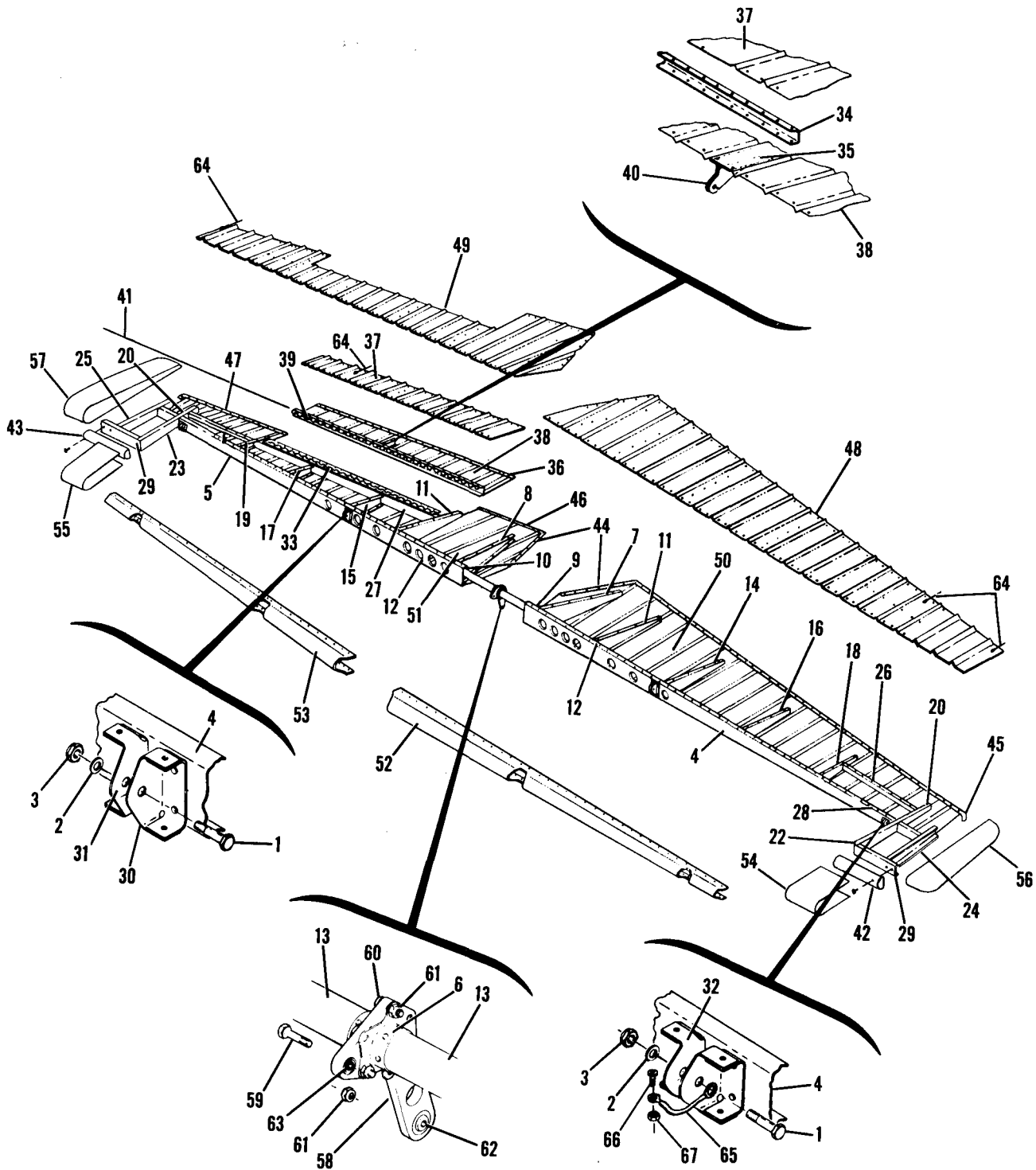
MODEL 182

FIGURE AND INDEX NO.	PART NUMBER	DESCRIPTION	UNITS	USABLE ON CODE
			PER ASSY	
		1 2 3 4 5 6 7		
15 -45	0734600-25	TRIM TAB ASSEMBLY-ELEVATOR -----	1	
-46	0734607-2	SPAR-TRIM TAB -----	1	
-47	0532001-42	RIB-TRIM TAB -----	1	
-48	0734600-11	SPACER -----	1	
-49	0734600-12	SKIN-TRIM TAB LOWER -----	1	
-50	0734600-13	SKIN-TRIM TAB UPPER -----	1	
-51	0734603-1	HORN ASSEMBLY-TRIM TAB -----	1	
-52	PN-3A	BEARING-HORN ASSEMBLY TOR -----	1	
-53	0760658-1	CHANNEL-TAB ACTUATOR PUSH-PULL -----	1	
		ATTACHING PARTS		
-54	NAS464P3-7	BOLT -----	2	
-55	AN960-10	WASHER -----	2	
-56	AN320C3	NUT -----	2	
	MS24665-134	COTTER PIN -----	2	
		-----*		
		A---182 SERIAL 18253599 THRU 18253858		
		B---182 SERIAL 18253859 THRU 18255844		
		C---182 SERIAL 18253599 THRU 18254423		
		D---182 SERIAL 18253859 THRU 18254423		
		E---182 SERIAL 18254424 THRU 18255844		
		F---182 SERIAL 18253599 THRU 18255844		

FIGURE AND INDEX NO.	PART NUMBER	DESCRIPTION	UNITS PER ASSY	USABLE ON CODE
15A-		1 2 3 4 5 6 7 ELEVATOR INSTALLATION -----	NP	A
	1234600-1	ELEVATOR ASSEMBLY-LH -----	1	
	1234600-2	ELEVATOR ASSEMBLY-RH -----	1	
		ATTACHING PARTS		
- 1	AN4-11A	BOLT -----	2	
- 2	AN960-416	WASHER -----	2	
- 3	NAS679A4	NUT -----	2	
		---*---		
	1234602-1	SPAR ASSEMBLY-ELEVATOR LH -----	1	
	1234602-2	SPAR ASSEMBLY-ELEVATOR RH -----	1	
- 4	1234602-3	CHANNEL-LH -----	1	
- 5	1234602-4	CHANNEL-RH -----	1	
	0734110-1	TORQUE TUBE ASSEMBLY-LH -----	1	
	0734110-2	TORQUE TUBE ASSEMBLY-RH -----	1	
- 6	0734102-2	PLATE-TORQUE TUBE END -----	1	
- 7	0734110-5	RIB-INBOARD LH -----	1	
- 8	0734110-6	RIB-INBOARD RH -----	1	
- 9	0734110-3	ADAPTER-RIB INBOARD LH -----	1	
-10	0734110-4	ADAPTER-RIB INBOARD RH -----	1	
-11	0734102-7	RIB-OUTBOARD -----	1	
-12	0734102-8	ADAPTER-RIB OUTBOARD -----	1	
-13	0734110-7	TUBE-TORQUE -----	1	
-14	0734602-2	RIB-ELEVATOR LH STA. 27.563 -----	1	
-15	0734602-5	RIB-ELEVATOR RH STA. 27.563 -----	1	
-16	0734602-3	RIB-ELEVATOR LH STA. 39.171 -----	1	
-17	0734602-6	RIB-ELEVATOR RH STA. 39.171 -----	1	
-18	0734602-4	RIB-ELEVATOR LH STA. 50.090 -----	1	
-19	1234612-1	RIB-ELEVATOR RH STA. 50.090 -----	1	
-20	1234604-1	RIB-ELEVATOR LH STA. 61.063 -----	1	
-21		DELETED -----		
-22	1234603-1	RIB-ELEVATOR LH STA. 61.983 -----	1	
-23	1234603-2	RIB-ELEVATOR RH STA. 61.983 -----	1	
-24	1234601-1	RIB-ELEVATOR LH STA. 66.193 -----	1	
-25	1234601-2	RIB-ELEVATOR RH STA. 66.193 -----	1	

CONTINUED ON NEXT PAGE

Empennage (Cont)

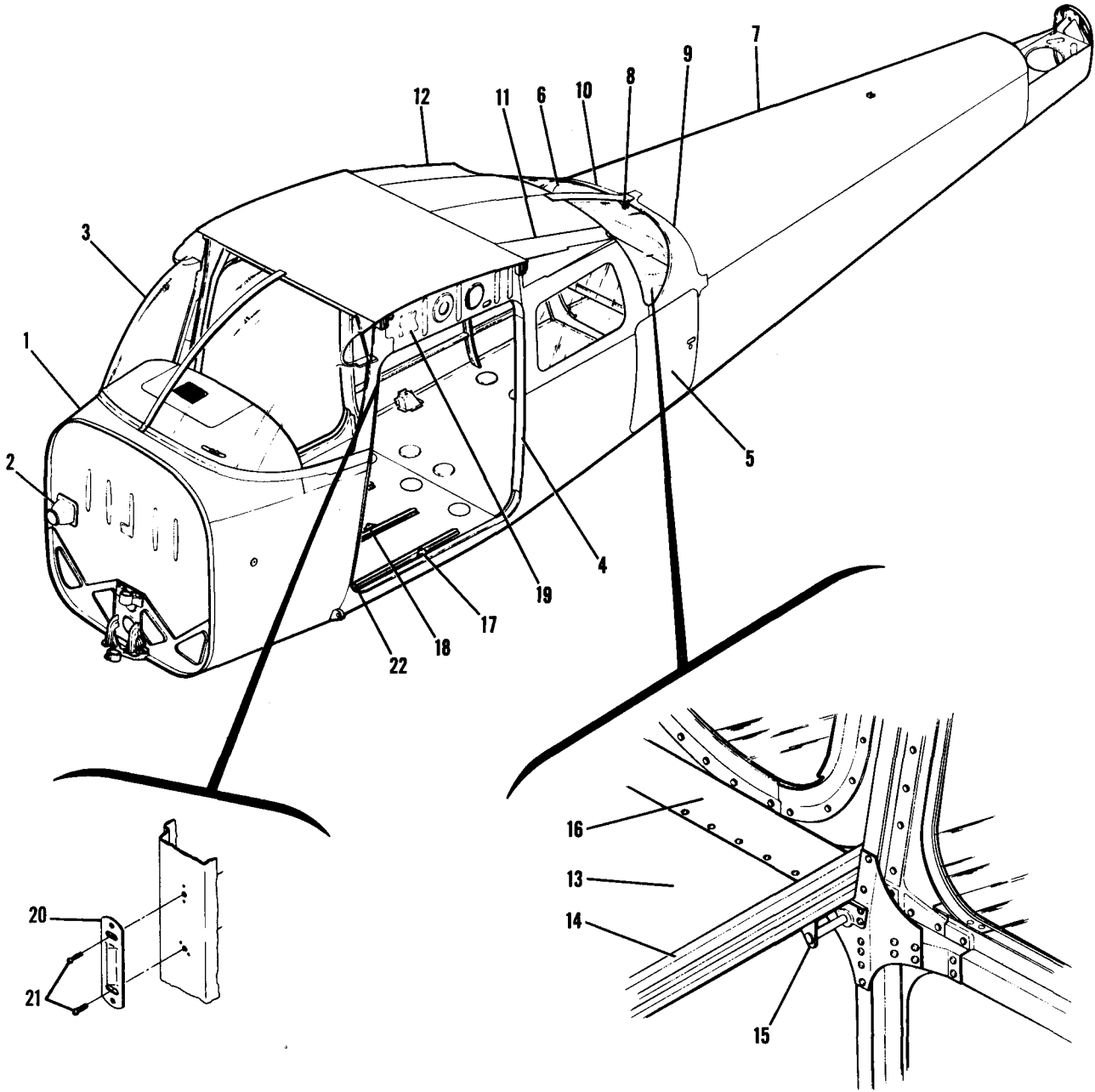


182 SERIAL 18255845 & ON

Figure 15A. Elevator Installation

FIGURE AND INDEX NO.	PART NUMBER	DESCRIPTION	UNITS PER ASSY	USABLE ON CODE
		1 2 3 4 5 6 7		
15A-26	0734605-1	STIFFENER -----	2	
-27	1234614-1	CHANNEL-ELEVATOR TRIM TAB RH -----	1	
-28	1234607-1	CHANNEL-ELEVATOR SPAR REINFORCEMENT -----	1	
-29	1234606-1	CHANNEL ASSEMBLY-ELEVATOR WEIGHT SUPPORT -----	1	
	NAS680A3	NUT PLATE -----	2	
-30	0732100-4	BRACKET-ELEVATOR HINGE INBOARD STA. 26.625 -----	1	
-31	0732100-10	BRACKET-ELEVATOR HINGE OUTBOARD STA. 26.625 -----	1	
-32	1234630-1	BRACKET ASSEMBLY-ELEVATOR HINGE STA. 60.810 -----	1	
-33	1234600-12	HINGE HALF-ELEVATOR TRIM TAB RH ONLY -----	1	
	1234613-1	TRIM TAB ASSEMBLY-ELEVATOR RH ONLY -----	1	
-34	1234610-1	SPAR-TRIM TAB -----	1	
-35	1234611-1	SPACER-TRIM TAB -----	1	
-36	1234613-4	SPACER-TRIM TAB -----	1	
-37	1234613-2	SKIN-TRIM TAB UPPER -----	1	
-38	1234613-3	SKIN-TRIM TAB LOWER -----	1	
-39	1234613-5	HINGE HALF-TRIM TAB -----	1	
-40	0734603-1	HORN ASSEMBLY-TRIM TAB -----	1	
-41	MS20253-2-4046	PIN-TRIM TAB HINGE RH ONLY -----	1	
-42	1234605-5	BALANCE WEIGHT-ELEVATOR LH -----	1	
-43	1234605-6	BALANCE WEIGHT-ELEVATOR RH -----	1	
		ATTACHING PARTS		
	AN3-10A	BOLT -----	1	
	AN509-10R23	SCREW -----	1	
	AN960-10L	WASHER -----	1	
		*-----		
-44	0734600-8	SPACER-ELEVATOR INBOARD -----	1	
-45	1234600-13	SPACER-ELEVATOR TRAILING EDGE LH -----	1	
-46	0734600-17	SPACER-ELEVATOR TRAILING EDGE INBOARD RH -----	1	
-47	1234600-14	SPACER-ELEVATOR TRAILING EDGE OUTBOARD RH -----	1	
-48	1234600-5	SKIN-ELEVATOR UPPER LH -----	1	
-49	1234600-6	SKIN-ELEVATOR UPPER RH -----	1	
-50	1234600-7	SKIN-ELEVATOR LOWER LH -----	1	
-51	1234600-8	SKIN-ELEVATOR LOWER RH -----	1	
-52	1234600-15	SKIN-ELEVATOR NOSE LH -----	1	
-53	1234600-16	SKIN-ELEVATOR NOSE RH -----	1	
-54	1234600-3	SKIN-ELEVATOR BALANCE TAB LH -----	1	
-55	1234600-4	SKIN-ELEVATOR BALANCE TAB RH -----	1	
-56	1234608-3	TIP-ELEVATOR LH -----	1	
-57	1234608-4	TIP-ELEVATOR RH -----	1	
-58	0760676-1	ARM ASSEMBLY-ELEVATOR -----	1	
		ATTACHING PARTS		
-59	AN4-11A	BOLT -----	1	
-60	AN4-7A	BOLT -----	3	
-61	NAS679A4	NUT -----	4	
		*-----		
-62	MS20200KP4	BEARING-LOWER -----	1	
-63	MS24462-4	BEARING-UPPER -----	1	
-64	C592001-0103	STATIC DISCHARGER -----	4	B
-65	1570102-1	STRAP ASSEMBLY -----	2	B
		ATTACHING PARTS		
-66	AN515-8R6	SCREW -----	2	B
-67	NAS679A08	NUT -----	2	B
		*-----		
		A---182 SERIAL 18255845 & ON		
		A182 SERIAL A182-0001 & ON		
		B---182 SERIAL 18261426 & ON		

Fuselage

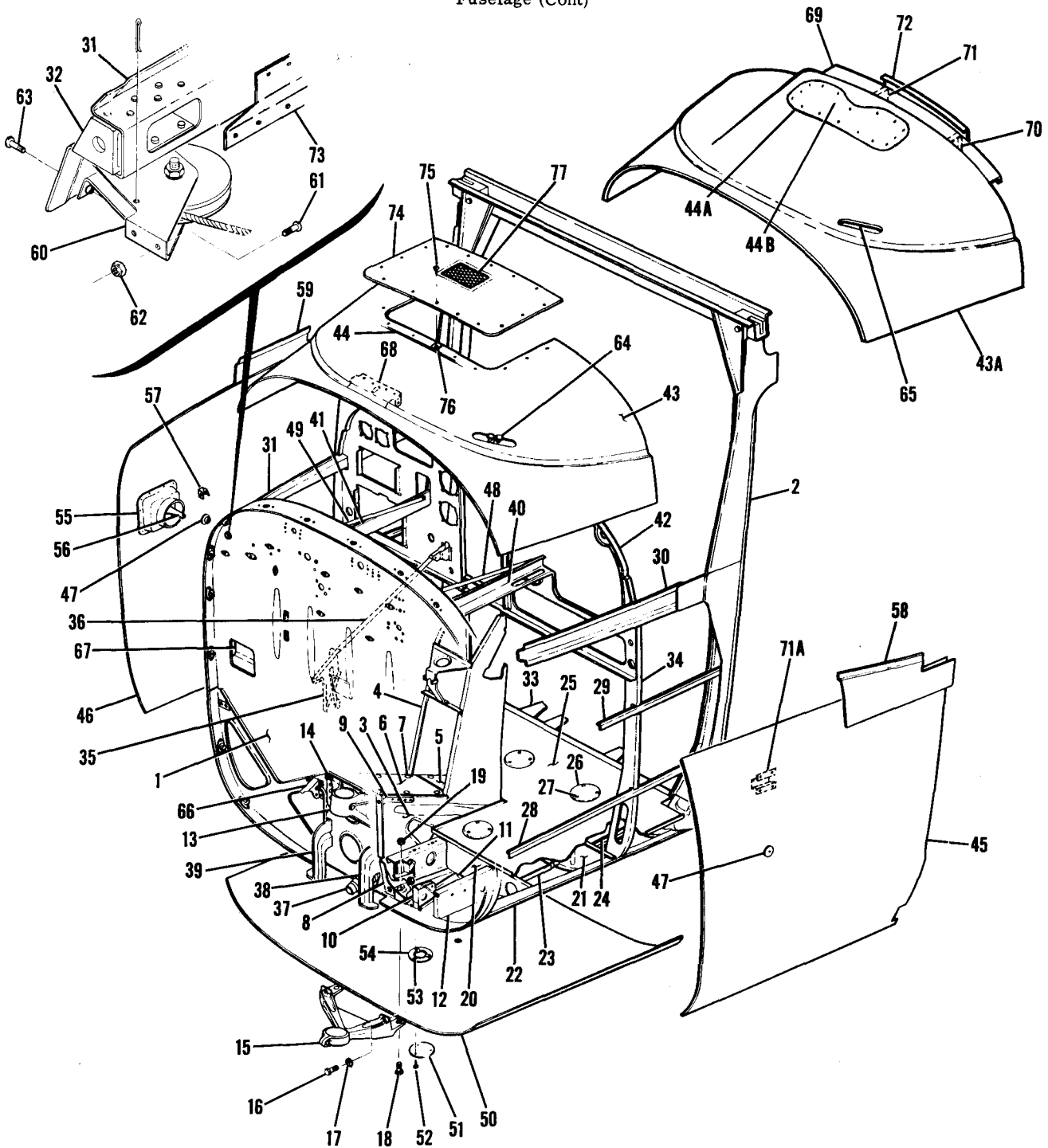


SERIAL 18253599 THRU 18254423

Figure 16. Fuselage Assembly

FIGURE AND INDEX NO.	PART NUMBER	DESCRIPTION	UNITS PER ASSY	USABLE ON CODE
		1 2 3 4 5 6 7		
16 -		FUSELAGE ASSEMBLY -----	NP	K
- 1	SEE FIG 17	FRONT SECTION STRUCTURE ASSEMBLY-FUSELAGE -----	1	H
	SEE FIG 17A	FRONT SECTION STRUCTURE ASSEMBLY -----	1	J
- 2	SEE FIG 70	VALVE ASSEMBLY-WARM AIR -----	1	
- 3	SEE FIG 27	WINDSHIELD INSTALLATION -----	1	F
	SEE FIG 27A	WINDSHIELD INSTALLATION -----	1	G
- 4	SEE FIG 23	CABIN CENTER SECTION SPARES ASSEMBLY -----	1	B
	SEE FIG 23A	CABIN CENTER SECTION SPARES ASSEMBLY -----	1	C
- 5	SEE FIG 44	BAGGAGE DOOR INSTALLATION -----	1	
- 6	SEE FIG 28	WINDOW INSTALLATION-REAR -----	1	B
	SEE FIG 28A	WINDOW INSTALLATION-REAR -----	1	C
- 7	SEE FIG 29	TAILCONE ASSEMBLY-FUSELAGE -----	1	B
	SEE FIG 29A	TAILCONE ASSEMBLY-FUSELAGE -----	1	C
		ATTACHING PARTS		
- 8	AN3-3A	BOLT -----	1	
	AN5-3A	BOLT -----	2	
	MS21044N3	NUT -----	3	
	AN960-10L	WASHER -----	6	
		---*---		
- 9	0711600-7	SKIN-UPPER AFT LH -----	1	B
	0711675-7	SKIN-UPPER AFT LH -----	1	C
-10	0711600-6	SKIN-UPPER AFT RH -----	1	B
	0711675-8	SKIN-UPPER AFT RH -----	1	C
-11	0711616-1	FILLET ASSEMBLY-WING TO FUSELAGE LH -----	1	B
	0711685-1	FILLET ASSEMBLY-WING TO FUSELAGE LH -----	1	C
-12	0711616-2	FILLET ASSEMBLY-WING TO FUSELAGE RH -----	1	B
	0711685-2	FILLET ASSEMBLY-WING TO FUSELAGE RH -----	1	C
-13	0711621-1	SHELF ASSEMBLY-BAGGAGE -----	1	A
-14	0711621-3	SHELF EDGE -----	1	A
-15	0711640-1	CATCH ASSEMBLY-REAR SEAT LH -----	1	A
	0711640-2	CATCH ASSEMBLY-REAR SEAT RH -----	1	A
-16	0711623-1	COVER STRIP-SHELF -----	1	A
-17	0510205-6	FITTING-SEAT BELT INBD RH & OUTBD LH -----	2	
-18	0510205-5	FITTING-SEAT BELT INBD LH & OUTBD RH -----	2	
		ATTACHING PARTS		
	AN3-4A	BOLT -----	2	
	MS21044N3	NUT -----	2	
		---*---		
-19	0713047	PLATE-FINISH & TRIM -----	1	
	0710636-1	PLATE ASSEMBLY -----	2	D
	0710636-2	PLATE ASSEMBLY -----	2	E
-20	0710638-1	WEDGE-CABIN DOOR -----	2	
		ATTACHING PARTS		
-21	AN515-6R6	SCREW -----	2	
		---*---		
-22		PLATE-M.A.A. -----	NP	
		A---182 SERIAL 18253599 THRU 18254423		
		B---182 SERIAL 18253599 THRU 18255058		
		C---182 SERIAL 18255059 & ON		
		A182 SERIAL A182-0001 & ON		
		D---182 SERIAL 18253599 THRU 18255599		
		E---182 SERIAL 18255600 THRU 18256699		
		F---182 SERIAL 18253599 THRU 18255844		
		G---182 SERIAL 18255845 & ON		
		A182 SERIAL A182-0001 & ON		
		H---182 SERIAL 18253599 THRU 18260055		
		A182 SERIAL A182-0001 THRU A182-0116		
		J---182 SERIAL 18260056 & ON		
		A182 SERIAL A182-0117 & ON		
		K---182 SERIAL 18253599 & ON		
		A182 SERIAL A182-0001 & ON		

Fuselage (Cont)



182 SERIAL 18253599 THRU 18260055

Figure 17. Fuselage Front Section Assembly

FIGURE AND INDEX NO.	PART NUMBER	DESCRIPTION	UNITS PER ASSY	USABLE ON CODE
		1 2 3 4 5 6 7		
17 -	0791360-1	STRUCTURE ASSEMBLY-FUSELAGE FRONT SECTION -----	1	E
	0791360-2	STRUCTURE ASSEMBLY-FUSELAGE FRONT SECTION -----	1	J
	0791360-3	STRUCTURE ASSEMBLY-FUSELAGE FRONT SECTION -----	1	L
	0791360-4	STRUCTURE ASSEMBLY-FUSELAGE FRONT SECTION -----	1	V
	0791360-5	STRUCTURE ASSEMBLY-FUSELAGE FRONT SECTION -----	1	X
	0791360-6	STRUCTURE ASSEMBLY-FUSELAGE FRONT SECTION -----	1	Y
- 1	SEE FIG 21	FIREWALL ASSEMBLY -----	1	R
	SEE FIG 21A	FIREWALL ASSEMBLY -----	1	S
- 2	SEE FIG 18	BULKHEAD ASSEMBLY-FRONT DOOR POST -----	1	
- 3	SEE FIG 20	TUNNEL COMPONENTS-FRONT SECTION -----	1	
- 4	SEE FIG 19	STRUCTURE ASSEMBLY-CONSOLE -----	1	
- 5	0713676-2	COVER PLATE-TUNNEL AFT -----	1	
- 6	0713676-1	COVER PLATE-TUNNEL FORWARD -----	1	
- 7	S1021Z8-8	SCREW -----	10	
	NAS395-13-3	NUT -----	10	
- 8	0713632-1	FITTING-FIREWALL TO TUNNEL LH -----	1	
	0713632-2	FITTING-FIREWALL TO TUNNEL RH -----	1	
- 9	0713638-1	FITTING-UPPER NOSE GEAR REINFORCEMENT LH -----	1	
	0713638-2	FITTING-UPPER NOSE GEAR REINFORCEMENT RH -----	1	
-10	0713663-1	PULLEY BRACKET-ELEVATOR LH -----	1	
	0713663-2	PULLEY BRACKET-ELEVATOR RH -----	1	
	NAS220-6	ATTACHING PARTS		
	NAS679A08	SCREW -----	1	
	AN507-832R6	NUT -----	1	
	NAS680A3	SCREW -----	2	
		NUT -----	2	
		-----*		
-11	0713682-1	CHANNEL-REINFORCEMENT LH -----	1	
	0713682-2	CHANNEL-REINFORCEMENT RH -----	1	
-12	0713603-1	BULKHEAD ASSEMBLY-LH -----	1	
	0713603-2	BULKHEAD ASSEMBLY-RH -----	1	
-13	0543013-1	FITTING-NOSE GEAR UPPER -----	1	
		ATTACHING PARTS		
-14	NAS144-16	BOLT -----	2	
	NAS679A4	NUT -----	2	
		-----*		
-15	0743606-1	FITTING-NOSE GEAR LOWER -----	1	M
	0743606-2	FITTING-NOSE GEAR LOWER -----	1	O
		ATTACHING PARTS		
-16	AN175-6A	BOLT -----	2	
-17	AN960-516	WASHER -----	2	
-18	AN175-7A	BOLT -----	2	
-19	NAS679A5	NUT -----	4	
		-----*		
-20	0713614-1	BULKHEAD-STA 8.125 LH -----	1	
	0713614-2	BULKHEAD-STA 8.125 RH -----	1	
-21	0713617-1	BULKHEAD-STA 17.00 -----	1	
-22	0713615-1	STRINGER ASSEMBLY-ENGINE MOUNT LOWER LH -----	1	
	1213008-5	BRACKET -----	1	
	0713615-2	STRINGER ASSEMBLY-ENGINE MOUNT LOWER RH -----	1	
	1213008-5	BRACKET -----	1	
-23	0713685-1	STIFFENER-LH -----	1	
	0713685-2	STIFFENER-RH -----	1	
-24	0713619-1	STRINGER-BELLY LH -----	1	
	0713619-2	STRINGER-BELLY RH -----	1	
-25	0713668-1	FLOORBOARD ASSEMBLY -----	1	
	NAS395-14-3	NUT -----	6	
-26	S225-1	COVER -----	5	
		ATTACHING PARTS		
-27	49330	STUD UC -----	3	
		-----*		

CONTINUED ON NEXT PAGE

FIGURE AND INDEX NO.	PART NUMBER	DESCRIPTION	UNITS PER ASSY	USABLE ON CODE		
					1	2
17 -28	0713670-1	STRINGER-LOWER LH -----	1			
	0713670-2	STRINGER-LOWER RH -----	1	R		
	0762007-1	STRINGER ASSEMBLY-LOWER RH WHEN EXHAUSTED USE 0762007-1 -----	1	S		
	0762007-2	STRINGER ASSEMBLY-LOWER RH WHEN EXHAUSTED USE 0762007-2 -----	1	S		
	NAS680C08M	NUTPLATE -----	1			
-29	0713639-1	STRINGER-UPPER LH -----	1			
	0713639-2	STRINGER-UPPER RH -----	1			
-30	0713616-1	STRINGER ASSEMBLY-ENGINE MOUNT UPPER LH WHEN EXHAUSTED USE 0713263-1 -----	1	R		
	0713263-1	STRINGER ASSEMBLY-ENGINE MOUNT UPPER LH -----	1	S		
	0713263-5	BRACKET -----	1			
-31	0713616-2	STRINGER ASSEMBLY-ENGINE MOUNT UPPER RH WHEN EXHAUSTED USE 0713263-2 -----	1	R		
	0713263-2	STRINGER ASSEMBLY-ENGINE MOUNT UPPER RH -----	1	S		
-32	0713263-6	BRACKET -----	1			
-33	0713684-1	DOUBLER-BELLY -----	1			
-34	0713618-1	CHANNEL-STA 17.00 LH -----	1	E		
	0713787-1	BULKHEAD-STA 17.00 LH -----	1	A		
	0713787-4	BULKHEAD-STA 17.00 LH -----	1	S		
	0713618-2	CHANNEL-STA 17.00 RH -----	1	E		
	0713787-2	BULKHEAD-STA 17.00 RH -----	1	N		
	0713787-3	BULKHEAD-STA 17.00 RH -----	1	O		
-35	0762003-1	BRACKET ASSEMBLY-FLAP CONTROL -----	1	S		
-36	0713293-1	STIFFENER-FLAP CONTROL -----	1	W		
-37	0713666-1	BOOT ASSEMBLY-STEERING -----	1			
-38	0713665-1	BRACKET ASSEMBLY-COWL ATTACHMENT LH -----	1			
-39	0713665-2	BRACKET ASSEMBLY-COWL ATTACHMENT RH -----	1			
	4002-244-16	RECEPTACLE CLC -----	1			
-40	0713667-1	SUPPORT ASSEMBLY-CONTROL WHEEL LH -----	1	R		
	0760691-1	SUPPORT ASSEMBLY-CONTROL WHEEL LH -----	1	S		
-41	0713667-2	SUPPORT ASSEMBLY-CONTROL WHEEL RH -----	1	E		
	0713790-1	SUPPORT ASSEMBLY-CONTROL WHEEL RH -----	1	N		
	0713790-4	SUPPORT ASSEMBLY-CONTROL WHEEL RH -----	1	V		
	0760691-2	SUPPORT ASSEMBLY-CONTROL WHEEL RH -----	1	S		
		ATTACHING PARTS				
	NAS220-6	SCREW LH ONLY -----	2			
	NAS679A08	NUT LH ONLY -----	2			
	NAS220-6	SCREW RH ONLY -----	4			
	NAS679A08	NUT RH ONLY -----	4			
		*-----				
-42	0713620-1	PANEL ASSEMBLY-STATIONARY -----	1	E		
	0713770-1	PANEL ASSEMBLY-STATIONARY -----	1	N		
	0713770-200	PANEL ASSEMBLY-STATIONARY -----	1	V		
	0713273-200	PANEL ASSEMBLY-STATIONARY -----	1	X		
	0713273-201	PANEL ASSEMBLY-STATIONARY -----	1	Y		
-43	0713600-7	SKIN-DECK -----	1	E		
-43A	0713600-14	SKIN-DECK -----	1	J		
	0713600-20	SKIN-DECK -----	1	L		
	0713600-23	SKIN-DECK -----	1	V		
	0713287-8	SKIN-DECK -----	1	S		
-44	0713658-1	DOUBLER-INSPECTION OPENING -----	1	E		
-44A	0713846-1	DOUBLER -----	1	K		

CONTINUED ON NEXT PAGE

FIGURE AND INDEX NO.	PART NUMBER		DESCRIPTION	UNITS PER ASSY	USABLE ON CODE
		1 2 3 4 5 6 7			
17 -44B	0713847-1		COVER -----	1	L
			ATTACHING PARTS		
	S102128-8		SCREW -----	8	L
	NAS395-16-3		NUT -----	8	L
			*-----		
-45	0713334-3	*	SKIN-FORWARD LH -----	1	
-46	0713334-4	*	SKIN-FORWARD RH -----	1	
-47	S347-1		FLANGE -----	2	P
	S1776-3		BUTTON-STATIC LINE -----	1	Q
	S1141-2		WASHER -----	2	C
	S1141-1		WASHER -----	2	D
-48	0713716-1		BRACE-LH -----	1	A
	0713733-1		BRACE ASSEMBLY-LH -----	1	B
-49	0713717-1		BRACE-RH -----	1	
			ATTACHING PARTS		
	NAS220-5		SCREW RH ONLY -----	1	
	NAS679A08		NUT RH ONLY -----	1	
	0713718-1		SPACER LH ONLY -----	1	
	0713718-2		SPACER RH ONLY -----	1	
			*-----		
-50	0713334-5		SKIN-FORWARD BELLY -----	1	
-51	S225-3		PLATE-ACCESS -----	1	
			ATTACHING PARTS		
-52	S102128-6		SCREW -----	3	
-53	NAS395-14-3		NUT -----	3	
			*-----		
-54	0713661-1		DOUBLER-ACCESS OPENING -----	1	
	CM2692-32-1S		PLUG BUTTON UC -----	1	
-55	0713139-1		INLET ASSEMBLY-AIR VENT -----	1	
-56	0713135-2		DOOR ASSEMBLY-AIR VENT -----	1	
	0713140-1		SEAL-AIR VENT INLET -----	1	
-57	0450286-1		CLIP -----	1	
-58	0713334-7		SKIN-RETAINER LH -----	1	
-59	0713334-8		SKIN-RETAINER RH -----	1	
-60	SEE FIG 21		BRACKET ASSEMBLY-AILERON PULLEY LH -----	1	R
	0760105-1		BRACKET ASSEMBLY-AILERON PULLEY LH -----	1	S
	SEE FIG 21		BRACKET ASSEMBLY-AILERON PULLEY RH -----	1	R
	0760105-2		BRACKET ASSEMBLY-AILERON PULLEY RH -----	1	S
			ATTACHING PARTS		
-61	NAS221-6		SCREW -----	2	S
-62	MS21044N3		NUT -----	2	S
-63	AN507-832R6		SCREW -----	4	S
			*-----		
	NAS696A08		NUTPLATE -----	4	S
-64	0713019-94		VALVE ASSEMBLY-DEFROST -----	1	E
	0713019-7		VALVE GUIDE-DEFROST -----	1	E
	0713003-45		NOZZLE ASSEMBLY -----	1	E
-65	0713952-1		NOZZLE ASSEMBLY -----	1	
	1250116-1		VALVE ASSEMBLY -----	1	F
	1250115-3		LEVER ASSEMBLY -----	1	F
-66	0713623-1		BRACKET-FUEL STRAINER -----	1	E
	0713757-1		BRACKET-FUEL STRAINER -----	1	F
-67	0753601-1		DUCT ASSEMBLY-HEATER -----	1	
-68	1213508-1		SUPPORT BRACKET-RADIO -----	1	
-69	0713789-1		BRACKET-ROYALITE SUPPORT -----	1	N
-70	0713804-1		BRACKET-SWITCH PLATE -----	1	N
-71	0713804-2		BRACKET-SWITCH PLATE -----	1	N
-71A	1213718-1		BRACKET ASSEMBLY -----	2	

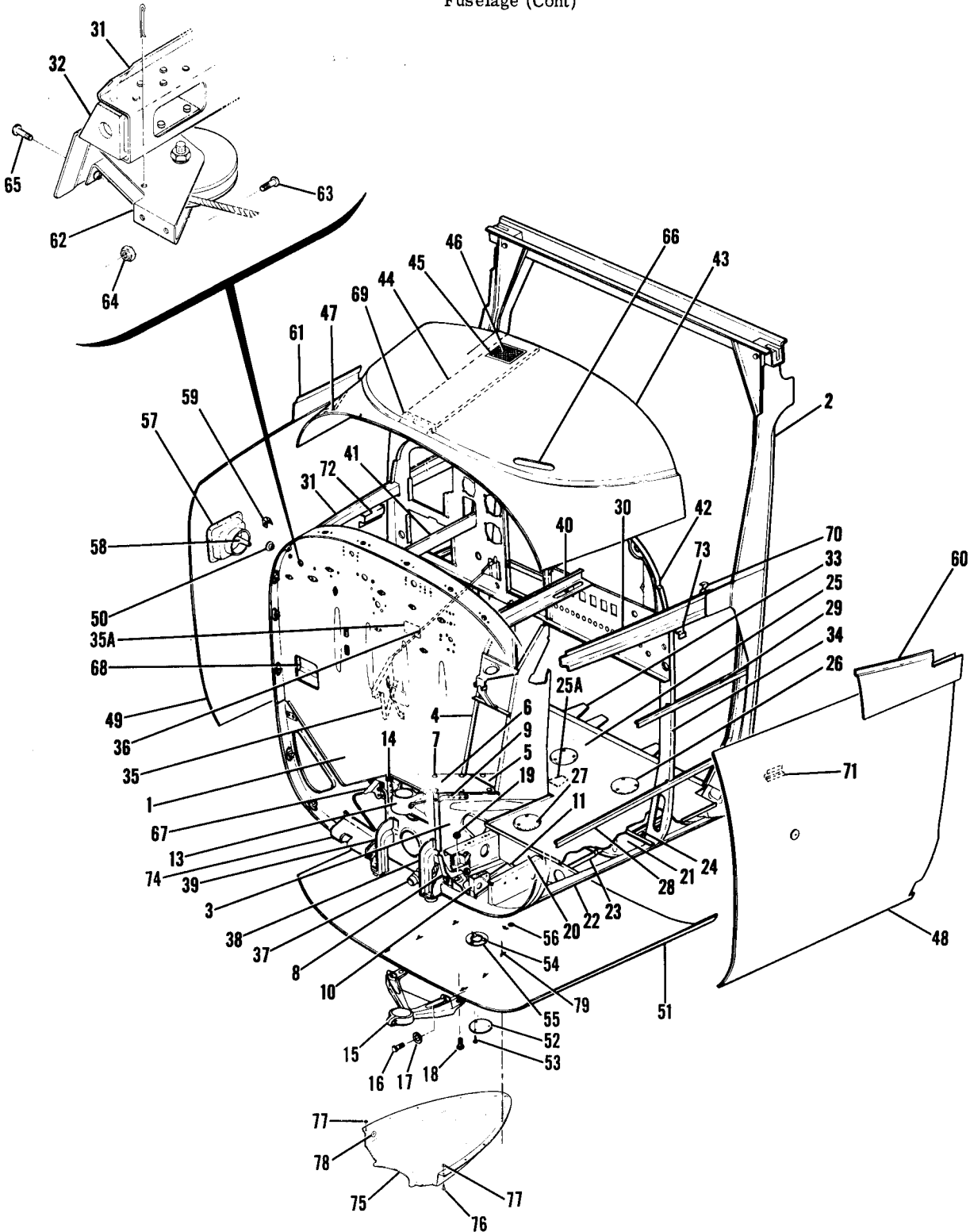
CONTINUED ON NEXT PAGE

FIGURE AND INDEX NO.	PART NUMBER	DESCRIPTION							UNITS PER ASSY	USABLE ON CODE
		1	2	3	4	5	6	7		
17 -72	0713805-1	BRACKET-SWITCH MOUNTING -----							1	N
	0713859-1	BRACKET-SWITCH MOUNTING -----							1	T
	0713859-6	BRACKET-SWITCH MOUNTING -----							1	U
-73	1213064-1	BRACKET-SWITCH MOUNTING -----							1	S
	0713748-1	GUARD-CABLE -----							2	Z
	S1021A4-6	ATTACHING PARTS SCREW -----							3	Z
-74	0713659-1	COVER ASSEMBLY -----							1	G
	0713659-5	COVER ASSEMBLY -----							1	H
-75	S1021Z8-8	ATTACHING PARTS SCREW -----							15	
	NAS395-16-3	NUT -----							15	
-77	0700668-7	GRILLE-VENT -----							1	G
<p>NOTE. *WHEN ORDERING THIS PART FOR AIRPLANES PRIOR TO SERIAL 18258147 & A182-0117 ALSO ORDER S1776-3.</p> <p>NOTE. *WHEN ORDERING THIS PART FOR AIRPLANES PRIOR TO SERIAL 18257910 & A182-0089 ALSO ORDER 1 0713252-2 COVER.</p> <p>A---182 SERIAL 18253599 THRU 18254019 B---182 SERIAL 18254020 THRU 18260055 A182 SERIAL A182-0001 THRU A182-0116 C---182 SERIAL 18253599 THRU 18255058 D---182 SERIAL 18255059 THRU 18258146 A182 SERIAL A182-0001 THRU A182-0116 E---182 SERIAL 18253599 THRU 18255844 F---182 SERIAL 18255845 THRU 18260055 A182 SERIAL A182-0001 THRU A182-0116 G---182 SERIAL 18253599 THRU 18255444 H---182 SERIAL 18255445 THRU 18255844 J---182 SERIAL 18255845 THRU 18256684 K---182 SERIAL 18256685 THRU 18260055 A182 SERIAL A182-0001 THRU A182-0116 L---182 SERIAL 18256685 THRU 18257625 A182 SERIAL A182-0001 THRU A182-0056 M---182 SERIAL 18253599 THRU 18257625 A182 SERIAL A182-0001 THRU A182-0056 N---182 SERIAL 18255845 THRU 18257625 A182 SERIAL A182-0001 THRU A182-0056 O---182 SERIAL 18257626 THRU 18260055 A182 SERIAL A182-0057 THRU A182-0116 P---182 SERIAL 18253599 THRU 18258146 A182 SERIAL A182-0001 THRU A182-0116 Q---182 SERIAL 18258147 THRU 18260055 R---182 SERIAL 18253599 THRU 18258505 A182 SERIAL A182-0001 THRU A182-0096 S---182 SERIAL 18258506 THRU 18260055 A182 SERIAL A182-0097 THRU A182-0116 T---182 SERIAL 18257626 THRU 18257909 A182 SERIAL A182-0057 THRU A182-0088 U---182 SERIAL 18257910 THRU 18258505 A182 SERIAL A182-0089 THRU A182-0096 V---182 SERIAL 18257626 THRU 18258505 A182 SERIAL A182-0057 THRU A182-0096 W---182 SERIAL 18259195 THRU 18260055 X---182 SERIAL 18258506 THRU 18259305 A182 SERIAL A182-0097 THRU A182-0116 Y---182 SERIAL 18259306 THRU 18260055 Z---182 SERIAL 18254424 THRU 18259305 A182 SERIAL A182-0001 THRU A182-0116</p>										

FIGURE AND INDEX NO.	PART NUMBER	DESCRIPTION	UNITS PER ASSY	USABLE ON CODE
		1 2 3 4 5 6 7		
17A-	0791360-7	STRUCTURE ASSEMBLY-FUSELAGE FRONT SECTION -----	1	A
	0791360-8	STRUCTURE ASSEMBLY-FUSELAGE FRONT SECTION -----	1	G
	0713334-1	STRUCTURE ASSEMBLY-FUSELAGE FRONT SECTION -----	1	H
- 1	SEE FIG 21A	FIREWALL ASSEMBLY -----	1	
- 2	SEE FIG 18	BULKHEAD ASSEMBLY-FRONT DOOR POST -----	1	
- 3	SEE FIG 20	TUNNEL COMPONENTS-FRONT SECTION -----	1	
- 4	SEE FIG 19	STRUCTURE ASSEMBLY-CONSOLE -----	1	
- 5	0713676-2	COVER PLATE-TUNNEL AFT -----	1	
- 6	0713676-1	COVER PLATE-TUNNEL FWD -----	1	
- 7	S102128-8	SCREW -----	10	
	NAS395-13-3	NUT -----	10	
- 8	0713632-1	FITTING-FIREWALL TO TUNNEL LH WEU 0713632-3 -----	1	J
	0713632-3	FITTING-FIREWALL TO TUNNEL LH -----	1	H
	0713632-2	FITTING-FIREWALL TO TUNNEL RH WEU 0713632-4 -----	1	J
	0713632-4	FITTING-FIREWALL TO TUNNEL RH -----	1	H
- 9	0713638-1	FITTING-UPPER NOSE GEAR REINFORCEMENT LH -----	1	
	0713638-2	FITTING-UPPER NOSE GEAR REINFORCEMENT RH -----	1	
-10	0713663-1	PULLEY-BRACKET-ELEVATOR LH -----	1	
	0713663-2	PULLEY-BRACKET-ELEVATOR RH -----	1	
	NAS220-6	ATTACHING PARTS		
	NAS679A08	SCREW -----	3	
		NUT -----	1	
		*-----		
	NAS682A08	NUTPLATE -----	2	
-11	0713682-1	CHANNEL-REINFORCEMENT LH -----	1	
	0713682-2	CHANNEL-REINFORCEMENT RH -----	1	
-12	0713603-1	BULKHEAD ASSEMBLY-LH -----	1	
	0713603-2	BULKHEAD ASSEMBLY-RH -----	1	
-13	0543013-1	FITTING-NOSE GEAR UPPER -----	1	
		ATTACHING PARTS		
-14	NAS144-16	BOLT -----	2	C
	NAS144-20	BOLT -----	2	D
	NAS679A4	NUT -----	2	C
		*-----		
-15	0743606-2	FITTING-NOSE GEAR LOWER -----	1	
		ATTACHING PARTS		
-16	AN5-6A	BOLT -----	2	
-17	AN960-516	WASHER -----	2	
-18	AN175-7A	BOLT -----	2	
-19	NAS679A5	NUT -----	4	
		*-----		
-20	0713614-1	BULKHEAD-STA 8.125 LH -----	1	
	0713614-2	BULKHEAD STA 8.125 RH -----	1	
-21	0713617-1	BULKHEAD STA 17.00 -----	1	
-22	0713615-1	STRINGER ASSEMBLY-ENGINE MOUNT LOWER LH -----	1	
	1213008-5	BRACKET -----	1	
	0713615-2	STRINGER ASSEMBLY-ENGINE MOUNT LOWER RH -----	1	
	1213008-5	BRACKET -----	1	
-23	0713685-1	STIFFENER-LH -----	1	
	0713685-2	STIFFENER-RH -----	1	
-24	0713619-1	STRINGER-BELLY LH -----	1	
	0713619-2	STRINGER-BELLY RH -----	1	
-25	0713668-1	FLOORBOARD ASSEMBLY -----	1	A
	0713668-4	FLOORBOARD ASSEMBLY -----	1	B
	NAS395-14-3	NUT -----	6	
-25A	0762042-1	BRACKET-PULLEY -----	1	B
-26	S225-1	COVER -----	5	
		ATTACHING PARTS		
-27	49330	STUD UC -----	3	
		*-----		
-28	0713670-1	STRINGER-LOWER LH -----	1	
	0762007-2	STRINGER-LOWER RH -----	1	
	NAS680C08M	NUTPLATE -----	1	
-29	0713639-1	STRINGER-UPPER LH -----	1	
	0713639-2	STRINGER-UPPER RH -----	1	
-30	0713263-1	STRINGER ASSEMBLY-ENGINE MOUNT UPPER LH -----	1	
	0713263-5	BRACKET -----	1	
-31	0713263-2	STRINGER ASSEMBLY-ENGINE MOUNT UPPER RH -----	1	
-32	0713263-6	BRACKET -----	1	
-33	0713684-1	DOUBLER-BELLY -----	1	J

CONTINUED ON NEXT PAGE

Fuselage (Cont)



182 SERIAL 18260056 & ON

Figure 17A. Fuselage Front Section Assembly

FIGURE AND INDEX NO.	PART NUMBER	DESCRIPTION	UNITS PER ASSY	USABLE ON CODE
		1 2 3 4 5 6 7		
17A-	0713684-2	DOUBLER-BELLY -----	1	H
-34	0713787-4	BULKHEAD--STA 17.00 LH -----	1	
	0713787-5	BULKHEAD--STA 17.00 RH -----	1	
	1213412-11	SUPPORT -----	2	H
-35	0762003-1	BRACKET ASSEMBLY-FLAP CONTROL -----	1	A
-35A	0762046-1	BRACKET-FLAP FOLLOW UP SPRING -----	1	G
-36	0713293-1	STIFFENER-FLAP CONTROL -----	1	J
-37	0713666-1	BOOT ASSEMBLY-STEERING -----	1	
-38	0713665-1	BRACKET ASSEMBLY-COWL ATTACHMENT LH -----	1	J
	0753027-1	SHOCKMOUNT ASSEMBLY-LH -----	1	H
-39	0713665-2	BRACKET ASSEMBLY-COWL ATTACHMENT RH -----	1	J
	0753027-2	SHOCKMOUNT ASSEMBLY-RH -----	1	H
-40	0760691-1	SUPPORT ASSEMBLY-CONTROL WHEEL LH -----	1	
-41	0760691-2	SUPPORT ASSEMBLY-CONTROL WHEEL RH -----	1	
		ATTACHING PARTS		
	NAS220-6	SCREW LH ONLY -----	2	
	NAS679A08	NUT LH ONLY -----	2	
	NAS220-6	SCREW RH ONLY -----	4	
	NAS679A08	NUT RH ONLY -----	4	
		---*---		
-42	0713940-200	PANEL ASSEMBLY-STATIONARY -----	1	K
	0713940-201	PANEL ASSEMBLY-STATIONARY -----	1	L
	0713940-3	PANEL ASSEMBLY-STATIONARY -----	1	M
	0713329-1	PANEL ASSEMBLY-STATIONARY -----	1	H
-43	0713287-20	SKIN-DECK -----	1	J
	0713334-6	SKIN-DECK -----	1	H
-44	0713935-1	DOUBLER WEU 0713935-2 -----	1	
	0713935-2	DOUBLER ASSEMBLY -----	1	H
	S1741-1	ANCHOR -----	1	
	NAS680A08	NUTPLATE -----	3	
-45	1213929-1	LOUVER -----	1	
-46	0713847-11	GRILL -----	1	
-47	0713296-1	SUPPORT ASSEMBLY-HEAT SINK -----	1	
-48	0713334-3	SKIN-FORWARD LH -----	1	
-49	0713334-4	SKIN-FORWARD RH -----	1	
-50	S1776-3	BUTTON-STATIC LINE -----	1	J
	S1776-5	PLATE-ACCESS -----	1	H
-51	0713334-5	SKIN-FORWARD BELLY -----	1	
	0713626-1	BRACKET -----	1	H
-52	S225-3	PLATE-ACCESS -----	1	
		ATTACHING PARTS		
-53	S102128-6	SCREW -----	3	
-54	NAS395-14-3	NUT -----	3	
		---*---		
-55	0713661-1	DOUBLER-ACCESS OPENING -----	1	
-56	S1702-1	PLUG BUTTON -----	1	
-57	0713139-1	INLET ASSEMBLY-AIR VENT -----	1	
-58	0713135-2	DOOR ASSEMBLY-AIR VENT -----	1	
	0713140-1	SEAL-AIR VENT INLET -----	1	
-59	0450286-1	CLIP -----	1	
-60	0713334-7	SKIN-RETAINER LH -----	1	
-61	0713334-8	SKIN-RETAINER RH -----	1	
-62	0760105-5	BRACKET ASSEMBLY-AILERON PULLEY LH -----	1	
	0760105-6	BRACKET ASSEMBLY-AILERON PULLEY RH -----	1	
		ATTACHING PARTS		
-63	NAS221-6	SCREW -----	2	
-64	MS21044N3	NUT -----	2	
-65	AN507-832R6	SCREW -----	4	
		---*---		
	NAS696A08	NUTPLATE -----	4	
-66	0713952-1	NOZZLE ASSEMBLY -----	1	
	1250116-1	VALVE ASSEMBLY -----	1	
	1250115-3	LEVER ASSEMBLY -----	1	
-67	0713757-1	BRACKET-FUEL STRAINER -----	1	J
-68	0753601-1	DUCT ASSEMBLY-HEATER -----	1	A
	0753601-16	DUCT ASSEMBLY-HEATER -----	1	B
-69	1213508-1	SUPPORT BRACKET-RADIO -----	1	J
	A8566-8Z	ANGLE BRACKET -----	1	H

CONTINUED ON NEXT PAGE

FIGURE AND INDEX NO.	PART NUMBER	DESCRIPTION	UNITS PER ASSY	USABLE ON CODE
		1 2 3 4 5 6 7		
17A-70	0713288-1	BRACKET-DOORPOST SHIELD LH WEU 0713288-3 -----	1	
	0713288-3	BRACKET-DOORPOST SHIELD LH -----	1	
	0713288-2	BRACKET-DOORPOST SHIELD RH WEU 0713288-4 -----	1	
	0713288-4	BRACKET-DOORPOST SHIELD RH -----	1	
-71	1213718-1	BRACKET ASSEMBLY-FILTER -----	1	
-72	0713943-1	GUARD-WIRE BUNDLE -----	1	E
-73	0713944-1	CABLE GUARD -----	2	F
-74	C753028-2	BAFFLE-COWL FLAP EXIT RH -----	1	H
	0753028-1	BAFFLE-COWL FLAP EXIT LH -----	1	H
-75	0713335-1	FAIRING ASSEMBLY-NOSE GEAR AFT -----	1	H
		ATTACHING PARTS		
-76	AN525-832R8	SCREW -----	9	H
-77	AN960-10L	WASHER -----	2	H
		---*---		
-78	MS35489-6S	GROMMET -----	1	H
-79	NAS680A08	NUTPLATE -----	7	H
		A---182 SERIAL 18260056 THRU 18260445 A182 SERIAL A182-0117 THRU A182-0136		
		B---182 SERIAL 18260446 & ON		
		C---182 SERIAL 18260056 THRU 18260290		
		D---182 SERIAL 18260291 & ON A182 SERIAL A182-0117 & ON		
		E---182 SERIAL 18260077 & ON A182 SERIAL A182-0117 & ON		
		F---182 SERIAL 18260147 & ON A182 SERIAL A182-0117 & ON		
		G---182 SERIAL 18260446 THRU 18261425 A182 SERIAL A182-0137 & ON		
		H---182 SERIAL 18261426 & ON		
		J---182 SERIAL 18260056 THRU 18261425		
		K---182 SERIAL 18260056 THRU 18260445 A182 SERIAL A182-0117 THRU A182-0136		
		L---182 SERIAL 18260446 THRU 18260825 A182 SERIAL A182-0137 & ON		
		M---182 SERIAL 18260826 THRU 18261425		

This page intentionally left blank.

Fuselage (Cont)

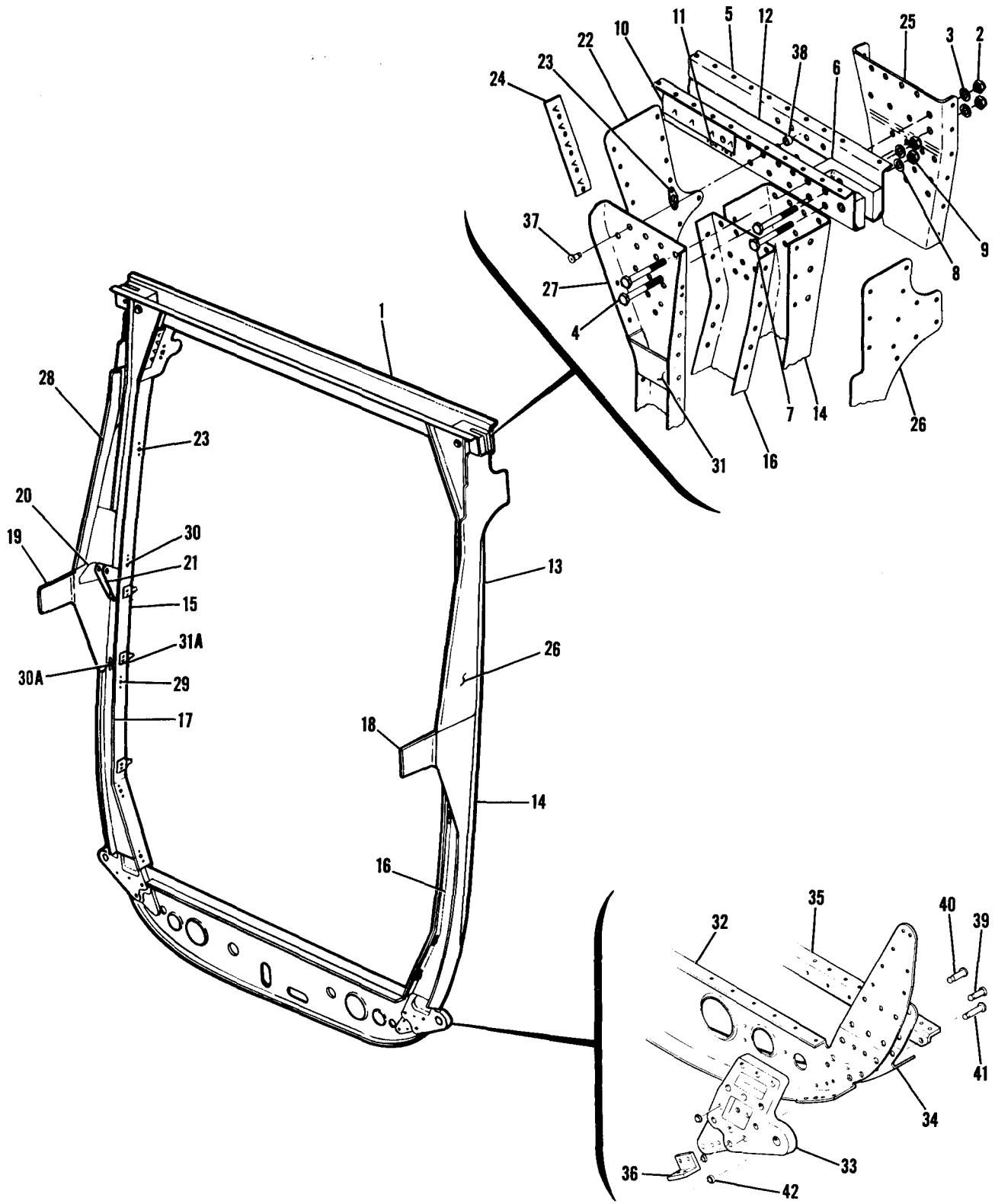


Figure 18. Front Doorpost Bulkhead Assembly



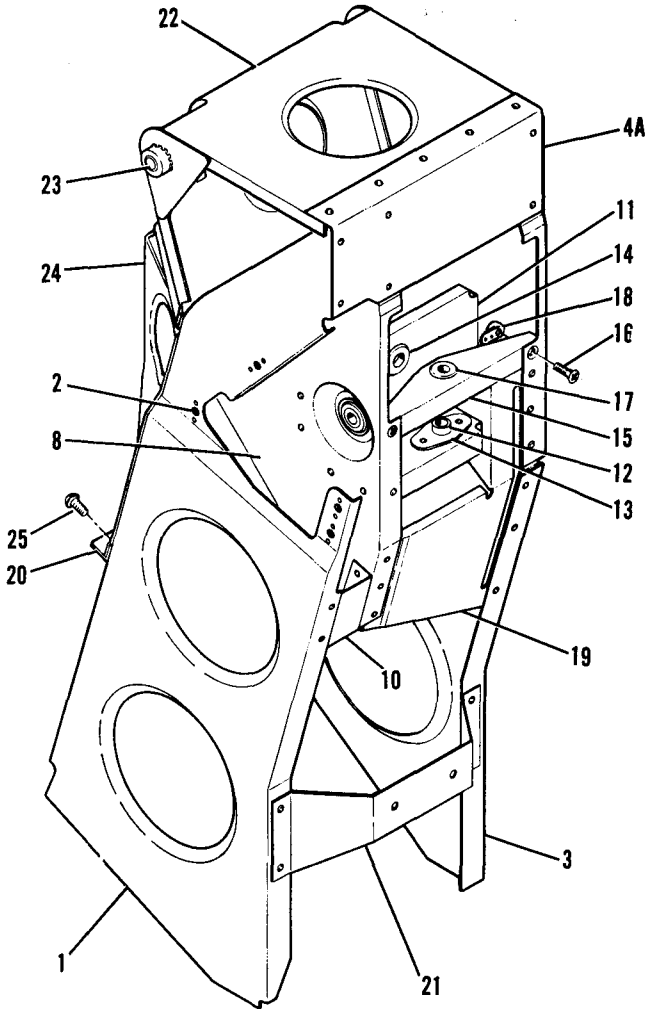
FIGURE AND INDEX NO.	PART NUMBER	DESCRIPTION	UNITS PER ASSY	USABLE ON CODE		
					1	2
18 -	0713604-1	BULKHEAD ASSEMBLY-FRONT DOORPOST -----	1	C		
	0713604-14	BULKHEAD ASSEMBLY-FRONT DOORPOST WEU 0713604-15 -----	1	E		
	0713604-15	BULKHEAD ASSEMBLY-FRONT DOORPOST -----	1	G		
- 1	0711066-3	SPAR ASSEMBLY-FORWARD FUSELAGE -----	1	F		
	0711066-6	SPAR ASSEMBLY-FORWARD FUSELAGE -----	1	G		
		ATTACHING PARTS				
- 2	MS21044N3	NUT -----	4			
- 3	AN960D10	WASHER -----	4			
- 4	AN3-21A	BOLT -----	4			
		---*---				
- 5	1213127-4	SPAR-FORWARD FUSELAGE -----	1			
- 6	0411129	BLOCK-SPAR -----	2			
		ATTACHING PARTS				
- 7	AN3-20A	BOLT -----	2			
- 8	AN960-10	WASHER -----	2			
- 9	MS21044N3	NUT -----	2			
		---*---				
-10	0412496	RETAINER-UPHOLSTERY -----	1	F		
-11	NAS686A3	NUTPLATE -----	4			
-12	0711066-2	REINFORCEMENT-SPAR -----	1			
-13	0713604-3	DOORPOST ASSEMBLY-FUSELAGE LH -----	1	A		
	0713604-11	DOORPOST ASSEMBLY-FUSELAGE LH -----	1	B		
	0713604-4	DOORPOST ASSEMBLY-FUSELAGE RH -----	1	A		
	0713604-12	DOORPOST ASSEMBLY-FUSELAGE RH -----	1	B		
-14	0713604-5	DOOR JAMB ASSEMBLY-LH -----	1			
-15	0713604-6	DOOR JAMB ASSEMBLY-RH -----	1			
-16	0713604-7	CHANNEL-DOORPOST ASSEMBLY LH -----	1			
-17	0713604-8	CHANNEL-DOORPOST ASSEMBLY RH -----	1			
-18	0713612-1	DOUBLER-FORWARD DOORPOST LH -----	1			
-19	0713612-2	DOUBLER-FORWARD DOORPOST RH -----	1			
-20	1210051-2	SPACER-UPPER DOOR HINGE RH -----	1			
	1210051-1	SPACER-UPPER DOOR HINGE LH -----	1			
-21	0760602-2	BRACKET-PULLEY RH -----	1			
	0760602-1	BRACKET-PULLEY LH -----	1			
		ATTACHING PARTS				
	AN525-10R8	SCREW -----	2			
	NAS680A3	NUTPLATE -----	2			
		---*---				
-22	0713633-1	UPPER PLATE-FORWARD DOORPOST LH -----	1			
	0713633-2	UPPER PLATE-FORWARD DOORPOST RH -----	1			
-23	NAS680A3	NUTPLATE -----	4			
-24	1213115-1	HOOK STRIP-UPHOLSTERY LH -----	1			
	1213115-2	HOOK STRIP-UPHOLSTERY RH -----	1			
-25	0713607-1	FLANGE PLATE-AFT LH -----	1			
	0713607-2	FLANGE PLATE-AFT RH -----	1			
-26	0713611-1	RETAINER-OUTER LH -----	1			
	0713611-2	RETAINER-OUTER RH -----	1			
-27	0713606-1	PLATE-FORWARD FLANGE LH -----	1			
	0713606-2	PLATE-FORWARD FLANGE RH -----	1			
-28	0713609-6	RETAINER-INNER FORWARD DOORPOST RH -----	1			
	0713609-5	RETAINER-INNER FORWARD DOORPOST LH -----	1			
-29	S1863-2	NUTPLATE TIN -----	3			
-30	S1862-1	NUTPLATE TIN -----	1			
-30A	NAS680A3	NUTPLATE ATTACH DOOR STOP HINGE -----	3			
-31	0713732-5	SHIELD ASSEMBLY-CABLE LH -----	1			
	0713732-6	SHIELD ASSEMBLY-CABLE RH -----	1			
-31A	0700704-1	CLIP-UPHOLSTERY -----	1	B		
-32	0713608-1	BULKHEAD-FORWARD DOORPOST LOWER -----	1	C		
	0713608-2	BULKHEAD-FORWARD DOORPOST LOWER -----	1	E		
	0713608-3	BULKHEAD-FORWARD DOORPOST LOWER -----	1	G		
-33	0713610-9	FITTING-FORWARD DOORPOST BULKHEAD LH -----	1			
	0713610-10	FITTING-FORWARD DOORPOST BULKHEAD RH -----	1			

CONTINUED ON NEXT PAGE

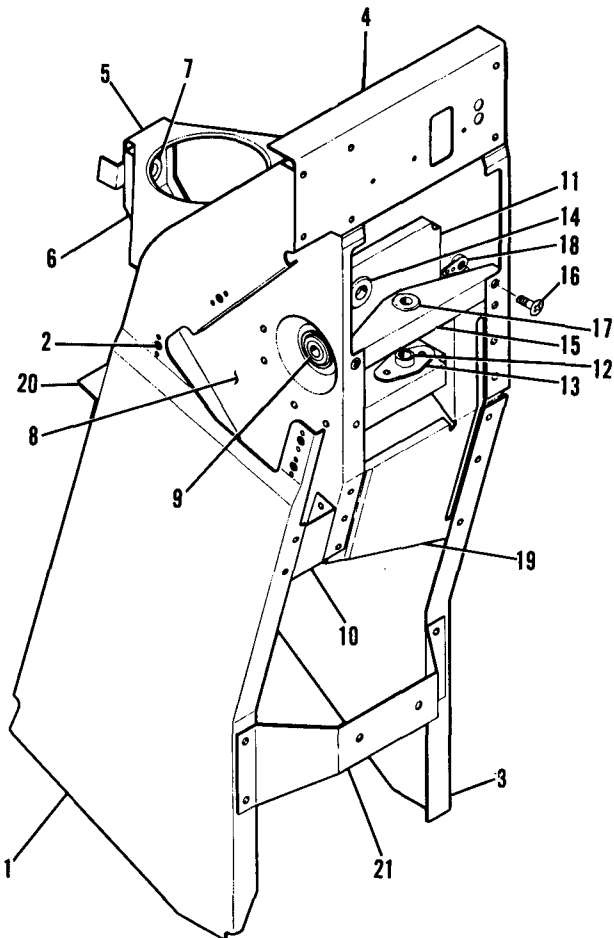
FIGURE AND INDEX NO.	PART NUMBER	DESCRIPTION	UNITS PER ASSY	USABLE ON CODE
18 -34	0713613-1	BULKHEAD REINFORCEMENT-FORWARD DOORPOST LH -----	1	C
	0713613-5	BULKHEAD REINFORCEMENT-FORWARD DOORPOST LH -----	1	D
	0713613-2	BULKHEAD REINFORCEMENT-FORWARD DOORPOST RH -----	1	C
	0713613-6	BULKHEAD REINFORCEMENT-FORWARD DOORPOST RH -----	1	D
-35	0713605-1	REINFORCEMENT-FORWARD DOORPOST -----	1	
-36	0713683-1	ANGLE-LOWER ENGINE MOUNT -----	2	
-37	NAS1054-6-3	RIVET-HI SHEAR -----	20	
-38	NAS179-6	COLLAR-HI SHEAR RIVET -----	20	
-39	NAS1054-8-11	RIVET-HI SHEAR -----	2	
-40	NAS1054-8-12	RIVET-HI SHEAR -----	4	
-41	NAS1054-8-13	RIVET-HI SHEAR -----	12	
-42	NAS179-8	COLLAR-HI SHEAR RIVET -----	18	
		A---182 SERIAL 18253599 THRU 18254423		
		B---182 SERIAL 18254424 & ON		
		A182 SERIAL A182-0001 & ON		
		C---182 SERIAL 18253599 THRU 18260055		
		A182 SERIAL A182-0001 THRU A182-0116		
		D---182 SERIAL 18260056 & ON		
		A182 SERIAL A182-0117 & ON		
		E---182 SERIAL 18260056 THRU 18260445		
		A182 SERIAL A182-0117 & ON		
		F---182 SERIAL 18253599 THRU 18260445		
		A182 SERIAL A182-0001 & ON		
		G---182 SERIAL 18260446 & ON		

This page intentionally left blank.

Fuselage (Cont)



18260446 & ON



18253599 THRU 18260445

Figure 19. Console Structure Assembly

FIGURE AND INDEX NO.	PART NUMBER	DESCRIPTION	UNITS PER ASSY	USABLE ON CODE
		1 2 3 4 5 6 7		
19 -	0713640-200	CONSOLE STRUCTURE ASSEMBLY -----	1	A
	0713640-201	CONSOLE STRUCTURE ASSEMBLY -----	1	B
	0713640-202	CONSOLE STRUCTURE ASSEMBLY -----	1	C
- 1	0713640-3	SIDE PANEL ASSEMBLY-LH -----	1	
- 2	NAS697A08	NUTPLATE -----	4	
- 3	0713640-4	SIDE PANEL-RH -----	1	
- 4	0713648-1	SUPPORT-AUTO PILOT -----	1	A
- 4A	0713784-2	BRACKET-PEDESTAL TO PANEL -----	1	E
- 5	0713650-1	SUPPORT-TRIM SPROCKET -----	1	D
- 6	0713652-2	SUPPORT-TRIM SPROCKET -----	1	D
- 7	0713652-4	BEARING ASSEMBLY -----	1	D
- 8	0713641-1	SUPPORT ASSEMBLY-ELEVATOR TRIM -----	1	D
- 9	M451	BEARING TOR -----	1	
	0411320	HOUSING -----	1	
-10	0713641-3	CLIP -----	1	
-11	0713647-1	SUPPORT ASSEMBLY-RUDDER TRIM LOWER -----	1	
-12	S1004-1A	BEARING -----	1	
-13	0713647-3	MOUNT-BEARING -----	1	
-14	S1080-1	GROMMET -----	1	
-15	0713657-1	SUPPORT ASSEMBLY-RUDDER TRIM UPPER -----	1	
-16	AN507-632R4	ATTACHING PARTS SCREW -----	2	
		*-----		
-17	S1004-1A	BEARING -----	1	
	0713647-3	MOUNT-BEARING -----	1	
	0713657-2	SUPPORT-BEARING -----	1	
-18	NAS696A06LK	NUTPLATE -----	2	
-19	0713645-2	SUPPORT ASSY-COWL FLAP PLATE -----	1	
-20	0713651-1	ANGLE -----	1	
		ATTACHING PARTS SCREW -----	2	
	AN515-6R6	NUT -----	2	
	NAS679A06	WASHER -----	AR	
	AN960-6	*-----		
-21	0713644-1	BRACKET-FUEL SELECTOR SUPPORT -----	1	
-22	0762037-7	BRACKET ASSY-FLAP FOLLOW UP -----	1	C
-23	0762037-3	BEARING ASSY -----	2	
-24	0713734-1	BRACKET ASSY-RUDDER -----	1	F
		ATTACHING PARTS SCREW -----	2	
-25	AN515-6R6	NUT -----	2	
	NAS679A06	*-----		
	0713647-3	MOUNT-BEARING -----	1	F
	S1004-1A	BEARING -----	1	F
<p>A---182 SERIAL 18253599 THRU 18255844 B---182 SERIAL 18255845 THRU 18260445 A182 SERIAL A182-0001 & ON C---182 SERIAL 18260446 & ON D---182 SERIAL 18253599 THRU 18260445 E---182 SERIAL 18255845 & ON F---182 SERIAL 18261329 & ON A182 SERIAL A182-0137 & ON</p>				

Fuselage (Cont)

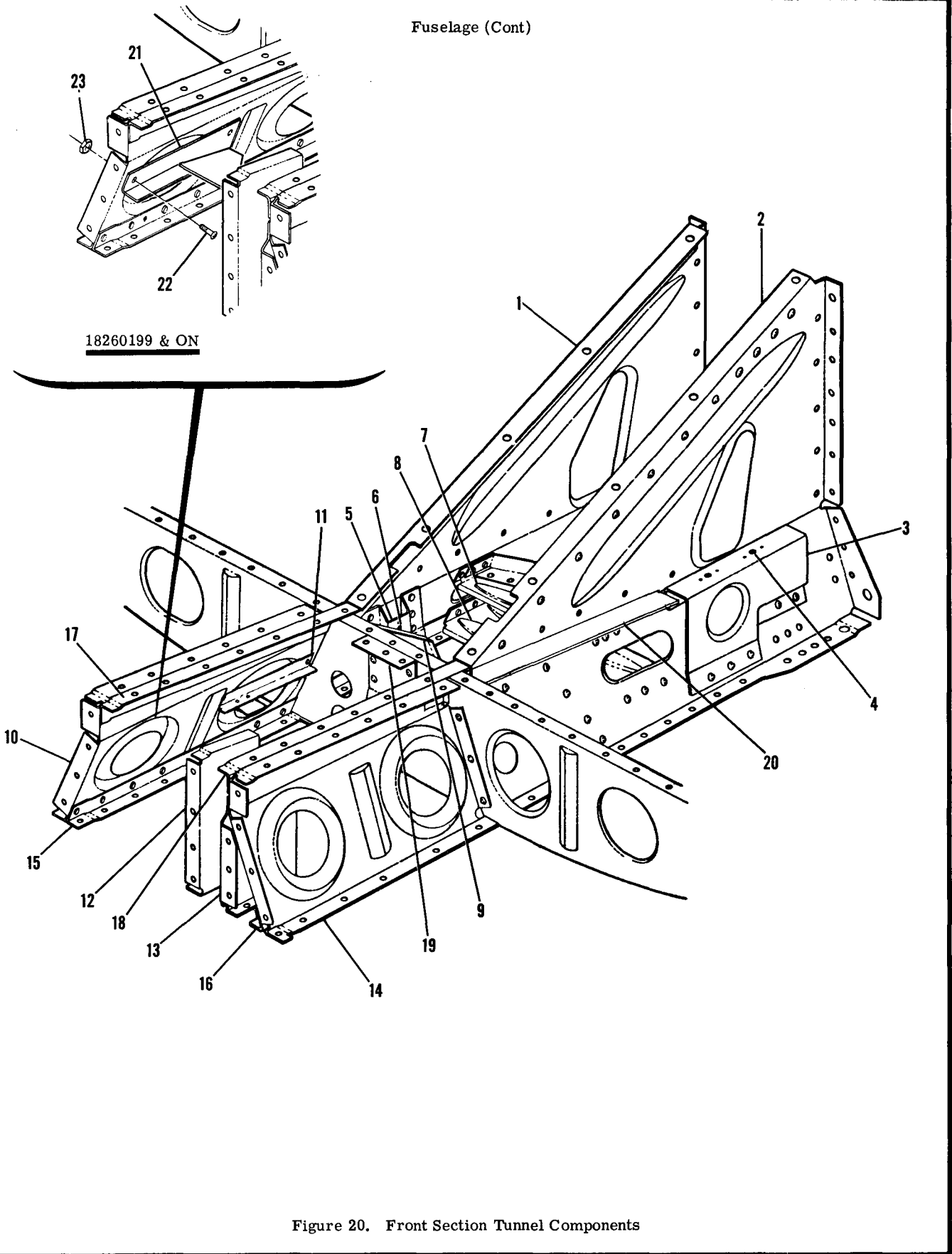
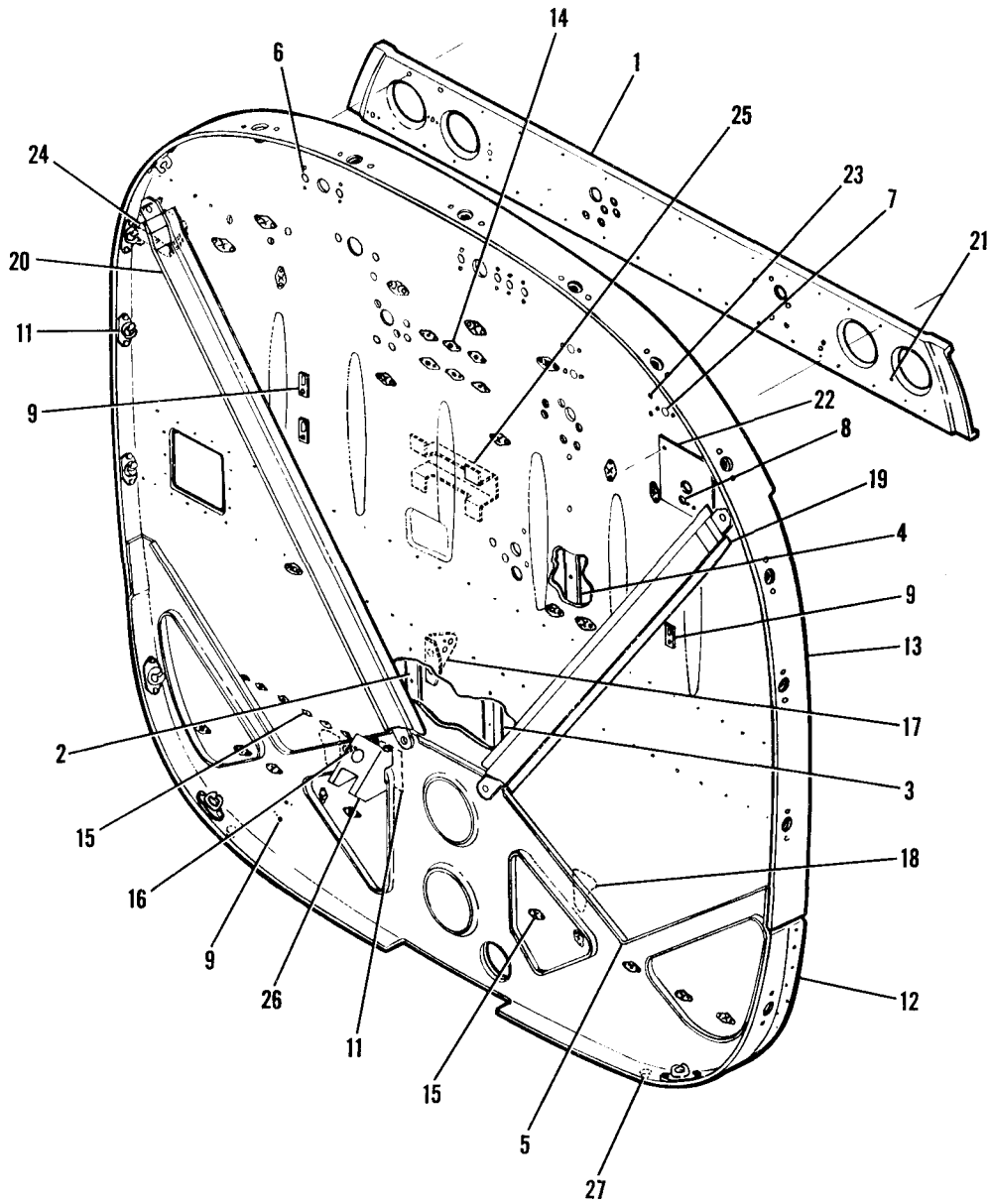


Figure 20. Front Section Tunnel Components

FIGURE AND INDEX NO.	PART NUMBER	DESCRIPTION	UNITS PER ASSY	USABLE ON CODE
		1 2 3 4 5 6 7		
20 -		TUNNEL COMPONENTS-FRONT SECTION -----	NP	
- 1	0713631-1	BULKHEAD ASSEMBLY-TUNNEL LH -----	1	
- 2	0713631-2	BULKHEAD ASSEMBLY-TUNNEL RH -----	1	
- 3	0713628-2	BRACKET ASSEMBLY-INBOARD PEDAL SUPPORT RH -----	1	
	0713628-1	BRACKET ASSEMBLY-INBOARD PEDAL SUPPORT LH -----	1	
- 4	NAS686A3	NUTPLATE -----	2	
	0713624-2	ANCHOR-BRAKE CYLINDER LH ONLY -----	1	
- 5	0713677-1	BRACKET ASSEMBLY-LOWER SPROCKET LH -----	1	A
	0713677-3	BRACKET ASSEMBLY -----	1	B
- 6	NAS680A3	NUTPLATE -----	2	A
	NAS686A3	NUTPLATE -----	1	B
- 7	0713637-1	SUPPORT ASSEMBLY-NOSE STEERING BELLCRANK UPPER -----	1	
- 8	0713636-1	BRACKET-NOSE STEERING BELLCRANK LOWER -----	1	
- 9	0713678-1	BRACKET-TRIM SPROCKET -----	1	
-10	0713634-2	BULKHEAD ASSEMBLY-AFT TUNNEL LH -----	1	
-11	0713730-1	RUB BLOCK ASSEMBLY -----	1	A
-12	0713669-1	BRACKET-RUDDER PULLEY -----	1	
-13	0713669-2	BRACKET-RUDDER PULLEY -----	1	
-14	0713634-3	BULKHEAD-AFT TUNNEL RH -----	1	
-15	0713694-1	ANGLE-TUNNEL LH -----	1	
-16	0713694-2	ANGLE-TUNNEL RH -----	1	
-17	0713671-3	ANGLE-TUNNEL LH -----	1	
-18	0713671-4	ANGLE-TUNNEL RH -----	1	
-19	0713681-1	BRACKET-FUEL SELECTOR VALVE -----	1	
-20	0713290-2	REINFORCEMENT-RH -----	1	
	0713290-1	REINFORCEMENT-LH -----	1	
-21	0760014-1	GUARD ASSY -----	1	C
		ATTACHING PARTS		
-22	AN515-8R6	SCREW -----	2	
-23	NAS679A08	NUT -----	2	
		-----*		
		A---182 SERIAL 18253599 THRU 18253929		
		B---182 SERIAL 18253930 & ON		
		A182 SERIAL A182-0001 & ON		
		C---182 SERIAL 18260199 & ON		
		A182 SERIAL A182-0117 & ON		

Fuselage (Cont)



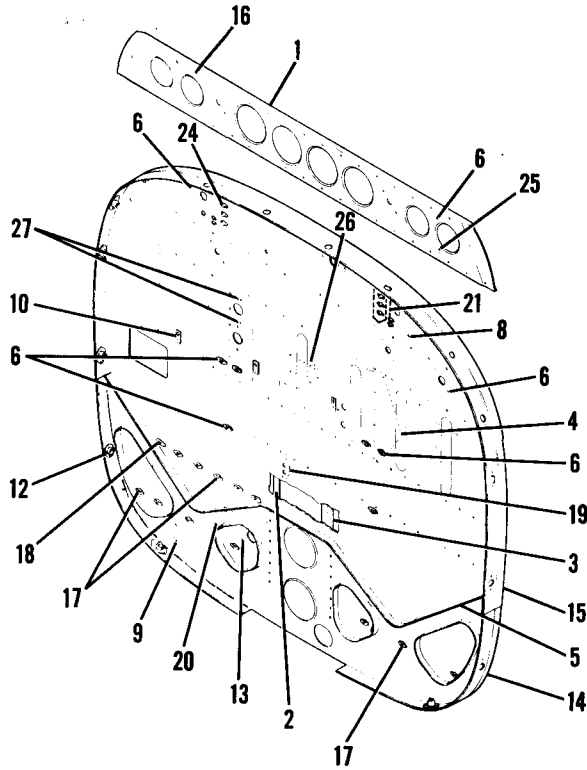
182 SERIAL 18253599 THRU 18258505

Figure 21. Firewall Assembly

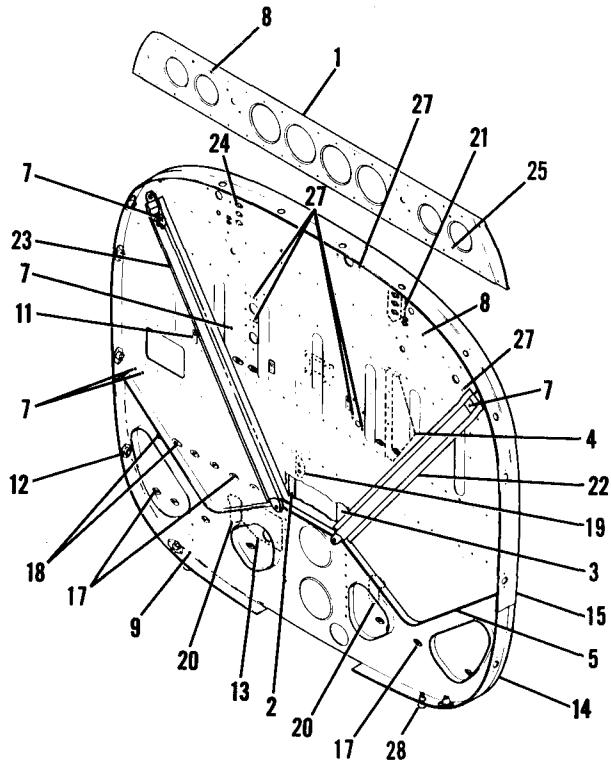
FIGURE AND INDEX NO.	PART NUMBER	DESCRIPTION	UNITS PER ASSY	USABLE ON CODE
		1 2 3 4 5 6 7		
21 -	0753600-13	FIREWALL ASSEMBLY -----	1	A
- 1	0753600-3	DOUBLER-FIREWALL -----	1	
- 2	0753600-11	ANGLE-SUPPORT-RH -----	1	
- 3	0753600-12	ANGLE-SUPPORT-LH -----	1	
- 4	0760673-1	BRACKET -----	1	
- 5	0753600-7	DOUBLER-FORWARD -----	1	
- 6	S1863-3A	NUT TIN -----	17	
- 7	NAS697A4K	NUTPLATE -----	6	
- 8	S1862-2A	NUT TIN -----	1	
- 9	0753000-13	DOUBLER -----	3	
-10	244-16	RECEPTACLE CLC -----	18	
-11	0753600-14	DOUBLER-FUEL STRAINER -----	1	
-12	0753600-4	DOUBLER-AFT RH -----	1	
	0753600-5	DOUBLER-AFT LH -----	1	
-13	0753600-20	RETAINER-UPPER COWL -----	1	
-14	NAS680A08	NUTPLATE -----	6	
-15	S1863-3	NUT TIN -----	17	
-16	S1862-2	NUT TIN -----	3	
-17	0713700-1	BRACKET-COWL FLAP CONTROL -----	1	
-18	0753602-1	DOUBLER -----	2	
-19	0753102-5	STIFFENER ASSEMBLY-LH -----	1	
-20	0753102-6	STIFFENER ASSEMBLY-RH -----	1	
	0753102-9	STIFFENER PLATE-UPPER -----	1	
	0753102-11	STIFFENER PLATE -----	2	
-21	NAS680A08K	NUTPLATE -----	2	
-22	0753600-21	PATCH -----	1	
-23	AN4-3A	BOLT -----	2	
-24	0713664-2	BRACKET ASSEMBLY-AILERON PULLEY RH -----	1	
	0713664-1	BRACKET ASSEMBLY-AILERON PULLEY LH -----	1	
		ATTACHING PARTS -----		
	NAS221-6	SCREW -----	1	
	MS20365-1032C	NUT -----	1	
	AN507-832R6	SCREW -----	2	

	NAS696A08	NUTPLATE -----	2	
-25	0753603-1	BRACKET ASSEMBLY-FILTER MOUNTING -----	1	
	NAS1068A3	NUTPLATE -----	2	
-26	0713757-1	BRACKET-FUEL STRAINER -----	1	
-27	S1929-1	BUMPER -----	2	
A---182 SERIAL 18253599 THRU 18258505 A182 SERIAL A182-0001 THRU A182-0096				

Fuselage (Cont)



18258506 THRU 18260290



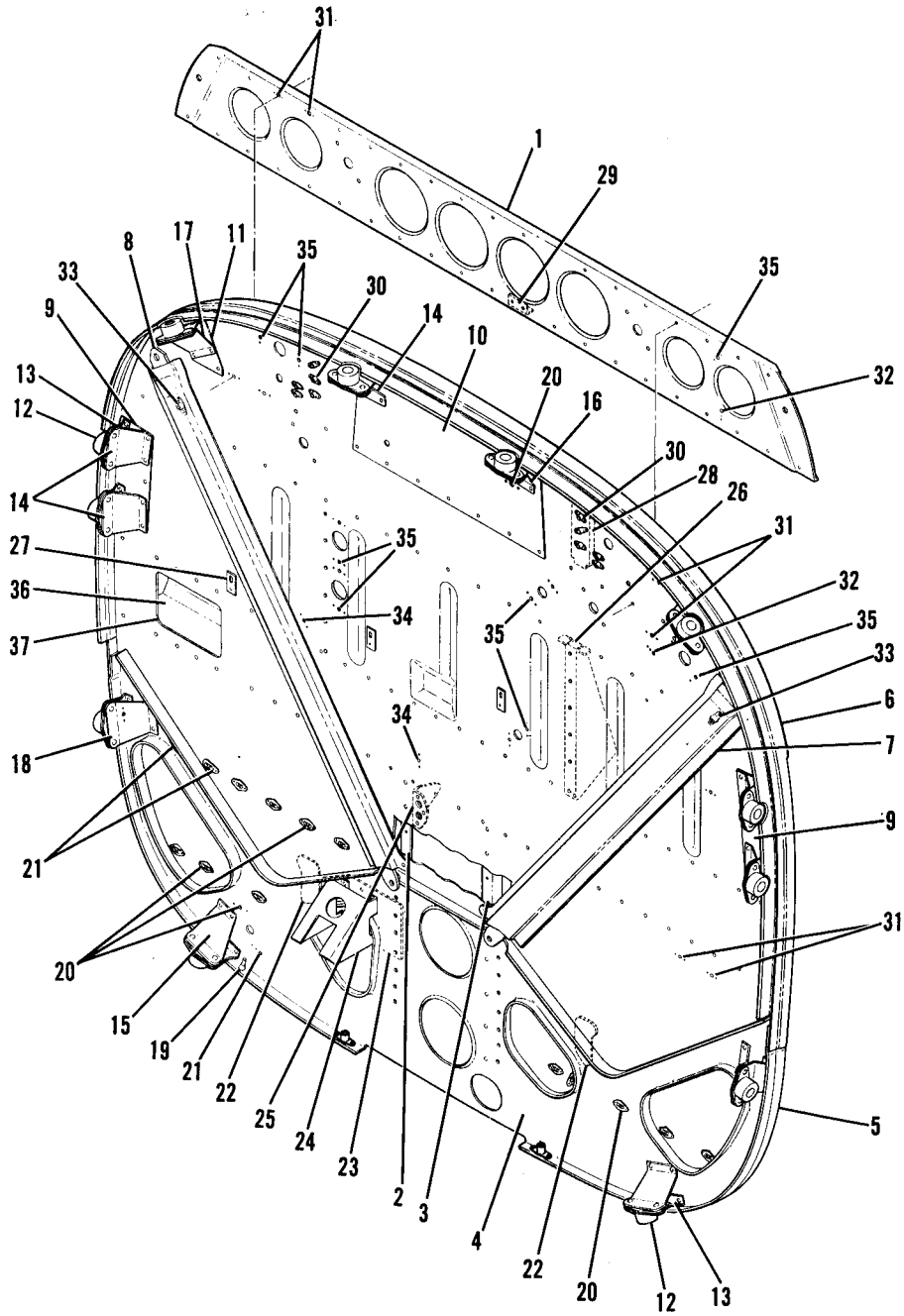
18260291 THRU 18261425

182 SERIAL 18258506 THRU 18261425

Figure 21A. Firewall Assembly

FIGURE AND INDEX NO.	PART NUMBER	DESCRIPTION	UNITS PER ASSY	USABLE ON CODE
		1 2 3 4 5 6 7		
21A-	0753600-200	FIREWALL ASSEMBLY WEU 0753100-200 -----	1	A
	0753100-200	FIREWALL ASSY ASSY -----	1	B
- 1	0753600-19	DOUBLER-FIREWALL -----	1	
- 2	0753600-11	ANGLE-SUPPORT RH -----	1	
- 3	0753600-12	ANGLE-SUPPORT LH -----	1	
- 4	0760673-1	BRACKET-ELEVATOR PULLEY -----	2	
- 5	0753600-7	DOUBLER-FORWARD -----	1	
- 6	S1863-3A	NUT TIN -----	16	A
- 7	NAS680A3	NUTPLATE -----	5	B
- 8	NAS697A4K	NUTPLATE -----	2	A
	NAS697A4K	NUTPLATE -----	4	B
- 9	S1862-2A	NUT TIN -----	1	
-10	0753000-1	DOUBLER -----	3	A
-11	0753000-13	DOUBLER -----	3	B
-12	244-16D	RECEPTACLE -----	18	
-13	0753600-14	DOUBLER-FUEL STRAINER -----	1	
-14	0753600-17	DOUBLER-AFT LH -----	1	
	0753600-18	DOUBLER-AFT RH -----	1	
-15	0753600-20	RETAINER-UPPER COWL -----	1	
-16	NAS697A4	NUTPLATE -----	2	A
-17	S1863-3	NUT TIN -----	14	A
	S1863-3	NUT TIN -----	15	B
-18	S1862-2	NUT TIN -----	3	A
	S1862-2	NUT TIN -----	2	B
-19	0713700-1	BRACKET-COWL FLAP CONTROL -----	1	
-20	0753602-1	DOUBLER -----	1	A
	0753602-1	DOUBLER -----	2	B
-21	0753004-1	DOUBLER-LH -----	1	
	0753004-2	DOUBLER-RH -----	1	
-22	0753102-1	STIFFENER ASSEMBLY-LH -----	1	B
-23	0753102-2	STIFFENER ASSEMBLY-RH -----	1	B
	0753102-9	STIFFENER PLATE-UPPER -----	1	
	0753102-11	STIFFENER PLATE-LOWER -----	1	
-24	NAS680A06	NUTPLATE -----	10	
-25	NAS696A08K	NUTPLATE -----	1	A
	NAS696A08K	NUTPLATE -----	2	B
-26	0753603-1	BRACKET ASSEMBLY-FILTER MOUNTING -----	1	A
	NAS1068A3	NUTPLATE -----	2	
-27	S1863-3A	NUT TIN -----	14	B
-28	S1929-1	BUMPER-COWL FLAP -----	2	
<p>A--182 SERIAL 18258506 THRU 18260290 A182 SERIAL A182-0097 THRU A182-0116 B--182 SERIAL 18260291 THRU 18261425 A182 SERIAL A182-0117 & ON</p>				

Fuselage (Cont)



182 SERIAL 18261426 & ON

Figure 21B. Firewall Assembly



FIGURE AND INDEX NO.	PART NUMBER	DESCRIPTION	UNITS PER ASSY	USABLE ON CODE
218-	0753103-2	FIREWALL ASSEMBLY -----	1	A
- 1	0753600-19	DOUBLER-FIREWALL -----	1	
- 2	0753600-11	ANGLE-SUPPORT RH -----	1	
- 3	0753600-12	ANGLE-SUPPORT LH -----	1	
- 4	0753105-3	DOUBLER ASSEMBLY-FORWARD -----	1	
	NAS680A08	NUTPLATE -----	2	
- 5	0753108-3	DOUBLER-AFT LH -----	1	
	0753108-4	DOUBLER-AFT RH -----	1	
- 6	0753106-8	SEAL ASSEMBLY-UPPER -----	1	
- 7	0753102-1	STIFFENER ASSEMBLY-LH -----	1	
- 8	0753102-2	STIFFENER ASSEMBLY-RH -----	1	
	0753102-9	STIFFENER PLATE-UPPER -----	1	
	0753102-10	STIFFENER PLATE-LOWER -----	1	
- 9	0753107-4	DOUBLER-SHOCKMOUNT -----	2	
-10	0753107-7	DOUBLER-SHOCKMOUNT -----	1	
-11	0753107-8	DOUBLER-SHOCKMOUNT -----	2	
-12	S2155-1	SHOCKMOUNT -----	12	
-13	0753029-1	BRACKET-SHOCKMOUNT -----	12	
-14	0753030-1	GUSSET-SHOCKMOUNT -----	7	
-15	0753030-2	GUSSET-SHOCKMOUNT -----	1	
-16	0753030-3	GUSSET-SHOCKMOUNT -----	1	
-17	0753030-6	GUSSET-SHOCKMOUNT RH -----	1	
	0753030-7	GUSSET-SHOCKMOUNT LH -----	1	
-18	0753030-8	GUSSET ASSEMBLY-SHOCKMOUNT -----	1	
	NAS680A08	NUTPLATE -----	1	
-19	S1929-1	BUMPER -----	2	
-20	S1863-3	NUT TIN -----	17	
-21	S1862-2	NUT TIN -----	3	
-22	0753602-1	DOUBLER -----	2	
-23	0753600-14	DOUBLER-FUEL STRAINER -----	1	
-24	0713757-1	BRACKET-FUEL STRAINER -----	1	
-25	0713700-1	BRACKET-COWL FLAP CONTROL -----	1	
-26	0760673-1	BRACKET-ELEVATOR PULLEY -----	2	
-27	0753000-13	DOUBLER -----	3	
-28	0753004-1	DOUBLER-LH -----	1	
	0753004-2	DOUBLER-RH -----	1	
-29	0762046-1	BRACKET-SPRING -----	1	
-30	NAS697A06L	NUTPLATE -----	10	
-31	NAS697A4K	NUTPLATE -----	6	
-32	NAS696A08K	NUTPLATE -----	2	
-33	NAS680A3	NUTPLATE -----	2	
-34	NAS697A08K	NUTPLATE -----	2	
-35	S1863-3A	NUT TIN -----	12	
-36	0753601-16	DUCT ASSEMBLY-HEATER -----	1	
-37	SEE FIG 70	VALVE ASSEMBLY-WARM AIR -----	1	

A---182 SERIAL 18261426 & ON

Fuselage (Cont)

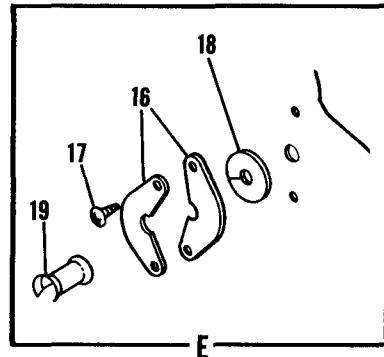
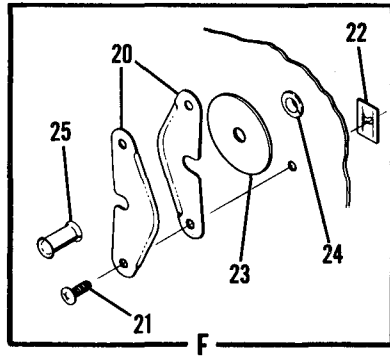
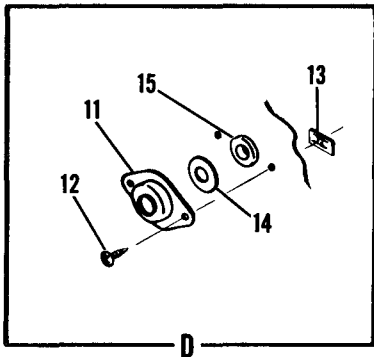
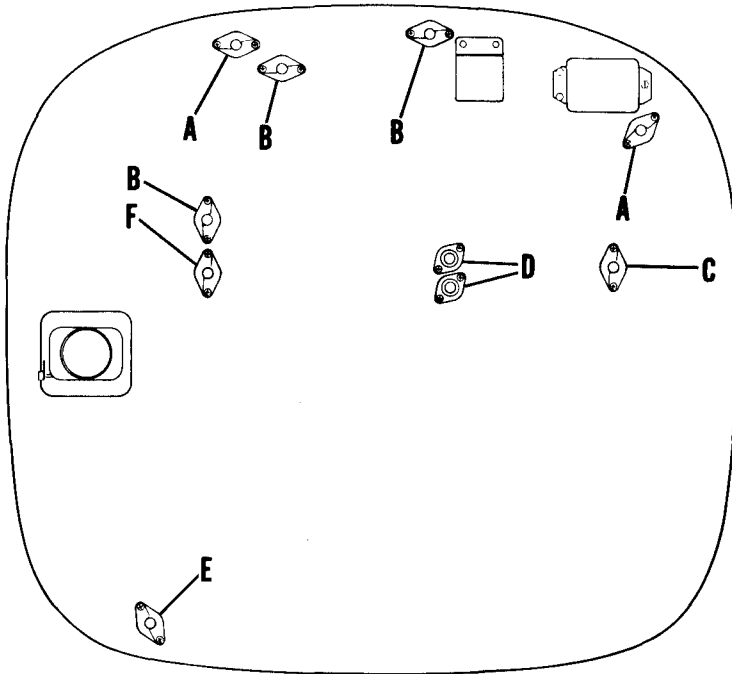
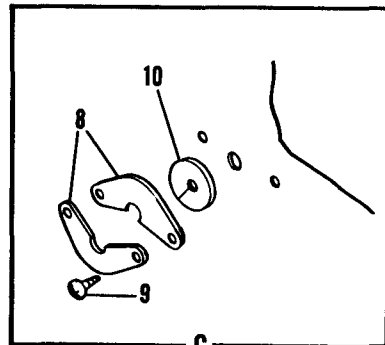
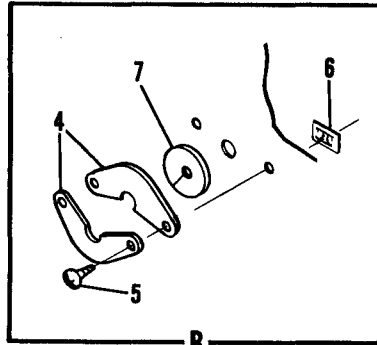
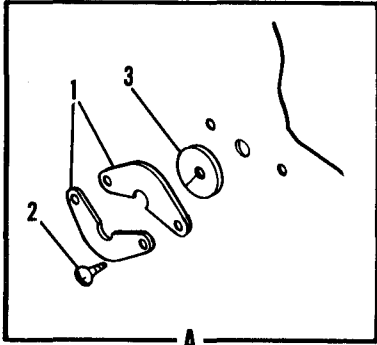
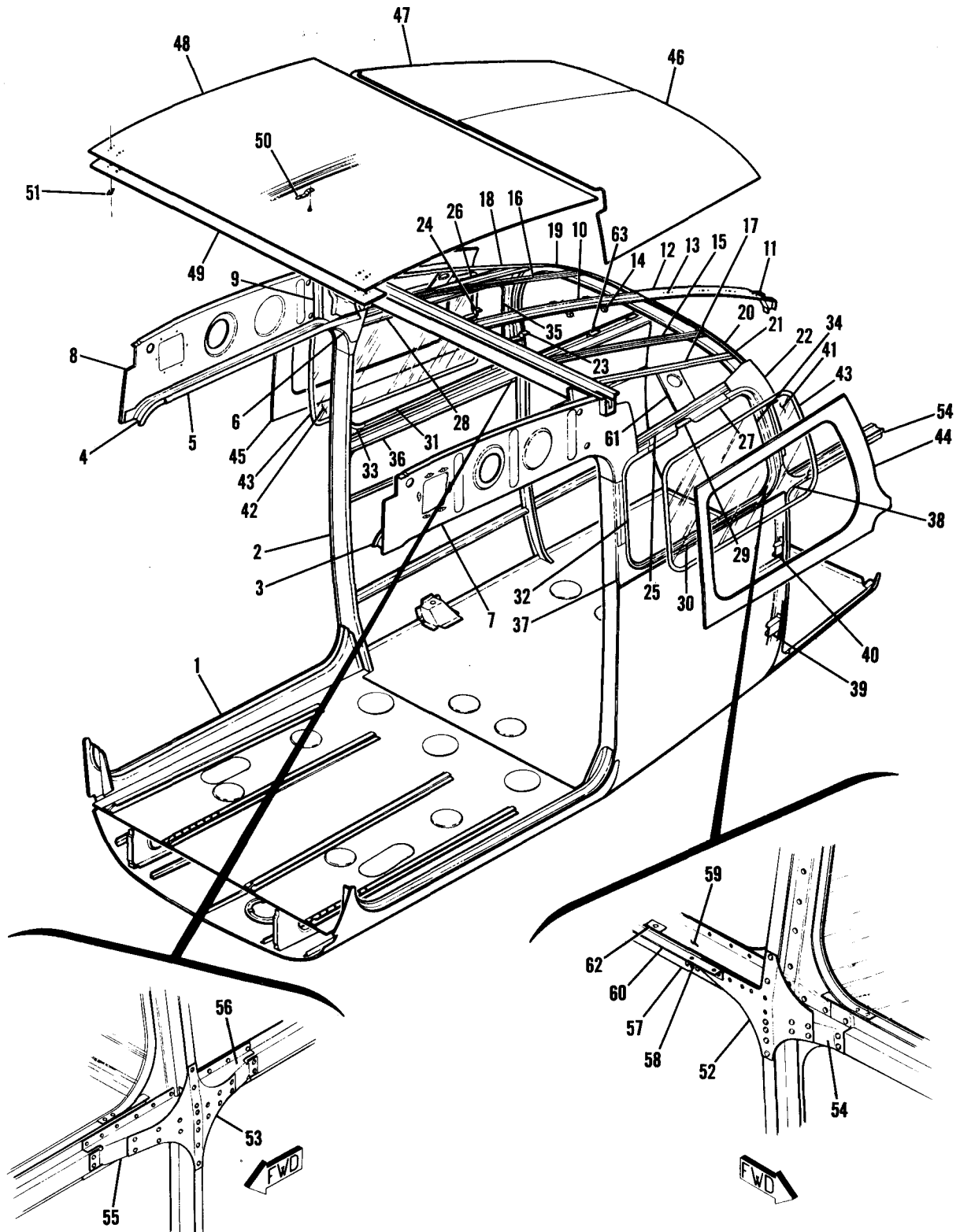


Figure 22. Firewall Grommets Installation

FIGURE AND INDEX NO.	PART NUMBER	DESCRIPTION	UNITS PER ASSY	USABLE ON CODE
		1 2 3 4 5 6 7		
22 -		FIREWALL GROMMETS INSTALLATION -----	NP	
- 1	S1095-3	SHIELD-FIREWALL GROMMET -----	4	
		ATTACHING PARTS -----		
- 2	S1021Z8-6	SCREW -----	1	
		-----*		
- 3	NAS557-6A	GROMMET-FIREWALL -----	2	
- 4	S1095-2	SHIELD-FIREWALL GROMMET -----	4	
		ATTACHING PARTS -----		
- 5	S1021Z8-6	SCREW -----	1	
- 6	NAS446-4-3	NUT -----	1	
		-----*		
- 7	NAS557-4A	GROMMET-FIREWALL -----	2	
- 8	S1095-1	SHIELD-FIREWALL GROMMET -----	2	
		ATTACHING PARTS -----		
- 9	S1021Z8-6	SCREW -----	1	
		-----*		
-10	NAS557-3A	GROMMET-FIREWALL -----	1	
-11	S352	SHIELD-FIREWALL GROMMET -----	2	
		ATTACHING PARTS -----		
-12	S1021Z8-6	SCREW -----	2	
-13	NAS446-4-3	NUT -----	2	
		-----*		
-14	S354-1	GROMMET-ASBESTOS -----	2	
-15	MS35489-11	GROMMET-FIREWALL -----	2	
-16	S1095-4	SHIELD-FIREWALL GROMMET -----	2	
		ATTACHING PARTS -----		
-17	S1021Z8-8	SCREW -----	2	
		-----*		
-18	NAS557-8A	GROMMET-FIREWALL -----	1	
-19	0713003-74	FAIRLEAD -----	1	
-20	S1095-1	SHIELD-FIREWALL -----	2	
		ATTACHING PARTS -----		
-21	S1021Z8-6	SCREW -----	2	
-22	NAS446-4-3	NUT -----	2	
		-----*		
-23	S354-5	GROMMET-ASBESTOS -----	1	
-24	NAS557-4A	GROMMET -----	1	
-25	0753003-1	BUSHING -----	1	

Fuselage (Cont)



SERIAL 18254424 & ON

182 SERIAL 18253599 THRU 18255058

Figure 23. Center Cabin Section Assembly



FIGURE AND INDEX NO.	PART NUMBER	DESCRIPTION	UNITS PER ASSY	USABLE ON CODE
23 -	0791160-1	CENTER CABIN SECTION ASSEMBLY -----	1	C
	0791160-2	CENTER CABIN SECTION ASSEMBLY -----	1	D
	0791160-5	CENTER CABIN SECTION ASSEMBLY -----	1	E
	0791160-6	CENTER CABIN SECTION ASSEMBLY -----	1	F
- 1	SEE FIG 25	LOWER CABIN SECTION ASSEMBLY -----	1	
- 2	SEE FIG 24	DOORPOST ASSEMBLY-REAR -----	1	
		ATTACHING PARTS		
	NAS178-8-8	RIVET-HI SHEAR -----	4	
	NAS178-8-7	RIVET-HI SHEAR -----	10	

- 3	0710602-1	SILL ASSEMBLY-UPPER CABIN DOOR LH -----	1	
- 4	0710602-2	SILL ASSEMBLY-UPPER CABIN DOOR RH -----	1	
- 5	0710630-2	RETAINER-HEADLINER RH -----	1	
	0710630-1	RETAINER-HEADLINER LH -----	1	
- 6	0710603-4	GUSSET-RETAINER RH -----	1	
	0710603-3	GUSSET-RETAINER LH -----	1	
- 7	0710601-1	* BULKHEAD ASSEMBLY-UPPER CABIN LH -----	1	
- 8	0710601-2	* BULKHEAD ASSEMBLY-UPPER CABIN RH -----	1	
- 8A	NAS680A08	NUTPLATE -----	6	
	0710629-1	STIFFENER-LH -----	1	
- 9	0710629-2	STIFFENER-RH -----	1	
- 10	0711609-1	STRINGER ASSEMBLY-MAIN FORWARD -----	1	
- 11	0711609-2	BRACKET ASSEMBLY -----	1	
- 12	0711609-7	PLATE-STRINGER -----	1	
- 13	NAS697A3	NUTPLATE -----	7	
- 14	0711639-1	ANGLE -----	4	
- 15	0711601-1	STIFFENER ASSEMBLY-LH -----	1	
- 16	0711601-2	STIFFENER ASSEMBLY-RH -----	1	
	0411680	HANGER-HEADLINER -----	2	
- 17	0711602-1	STIFFENER-TOP LH -----	1	
- 18	0711602-2	STIFFENER-TOP RH -----	1	
- 19	0712624-4	BULKHEAD-RH STA 92.00 -----	1	E
	0712624-10	BULKHEAD-RH STA 92.00 -----	1	
- 20	0712624-5	BULKHEAD-LH STA 92.00 -----	1	
- 21	0712623-1	BULKHEAD-REINFORCEMENT STA 92.00 -----	1	
- 22	0711630-1	PLATE-WINDOW REINFORCING LH -----	1	
	0711630-2	PLATE-WINDOW REINFORCING RH -----	1	
- 23	0700108-1	BRACKET-TIARA MOUNTING LH -----	1	
- 24	0700108-2	BRACKET-TIARA MOUNTING RH -----	1	
- 25	0711603-1	STIFFENER-SIDE WINDOW UPPER LH -----	1	
- 26	0711603-2	STIFFENER-SIDE WINDOW UPPER RH -----	1	
- 27	0711633-1	RETAINER-SIDE WINDOW UPPER LH -----	1	
- 28	0711633-2	RETAINER-SIDE WINDOW UPPER RH -----	1	
- 29	0711634-1	HEADLINER RETAINER-SIDE WINDOW UPPER LH -----	1	
	0711634-2	HEADLINER RETAINER-SIDE WINDOW UPPER RH -----	1	
- 30	0711626-1	RETAINER-SIDE WINDOW LOWER LH -----	1	
- 31	0711626-2	RETAINER-SIDE WINDOW LOWER RH -----	1	
- 32	0711615-1	RETAINER-SIDE WINDOW FORWARD LH -----	1	
- 33	0711615-2	RETAINER-SIDE WINDOW FORWARD RH -----	1	
- 34	0711615-3	RETAINER-SIDE WINDOW REAR LH -----	1	
- 35	0711615-4	RETAINER-SIDE WINDOW REAR RH -----	1	
- 36	0711617-2	CHANNEL STIFFENER-FUSELAGE SIDE RH -----	1	
	0711617-1	CHANNEL STIFFENER-FUSELAGE SIDE LH -----	1	
- 37	0711610-1	PLATE-WINDOW GUSSET LH -----	1	
	0711610-2	PLATE-WINDOW GUSSET RH -----	1	
- 38	0711618-1	BAGGAGE DOOR JAMB-FORWARD -----	1	
- 39	0711628-1	HINGE BRACKET-BAGGAGE DOOR LOWER -----	1	
- 40	0711628-2	HINGE BRACKET-BAGGAGE DOOR UPPER -----	1	

CONTINUED ON NEXT PAGE

FIGURE AND INDEX NO.	PART NUMBER	DESCRIPTION	UNITS PER ASSY	USABLE ON CODE
23 -41	0711600-19	WINDOW-SIDE LH -----	1	A
	0711600-27	WINDOW-SIDE LH TINTED -----	1	B
-42	0711600-20	WINDOW-SIDE RH -----	1	A
	0711600-28	WINDOW-SIDE RH TINTED -----	1	B
-43	0711600-26	SEAL-WINDOW -----	2	
-44	0711600-9	SKIN-CABIN SIDE LH -----	1	
-45	0711600-8	SKIN-CABIN SIDE RH -----	1	
-46	0711600-5	SKIN-AFT CABIN TOP LH -----	1	
-47	0711600-4	SKIN-AFT CABIN TOP RH -----	1	
-48	0710605-1	CABIN TOP ASSEMBLY-FORWARD -----	1	
-49	1210020-3	CAP-SPAR -----	1	
-50	0411680	HANGER-HEADLINER -----	4	
-51	S1860-2A	NUTPLATE TIN -----	4	
-52	0711624-1	PLATE-REINFORCEMENT -----	1	C
	0711661-1	PLATE-REINFORCEMENT LH -----	1	E
-53	0711660-1	PLATE-REINFORCEMENT RH -----	1	E
-54	0711625-1	BRACKET-REINFORCEMENT LH SIDE -----	1	
-55	0711658-1	BRACKET-REINFORCEMENT FWD RH SIDE -----	1	E
-56	0711659-1	BRACKET-REINFORCEMENT AFT RH SIDE -----	1	E
-57	0711619-1	SILL ASSEMBLY-UPPER BAGGAGE DOOR -----	1	
-58	NAS680A08	NUTPLATE -----	1	
-59	0711641-1	STIFFENER-UPPER BAGGAGE DOOR SILL -----	1	
-60	0711622-1	ANGLE-BAGGAGE SHELF -----	1	C
-61	0700619-1	SUPPORT-DOME LIGHT LH -----	1	
	0700619-2	SUPPORT-DOME LIGHT RH -----	1	
-62	0711670-1	SUPPORT BRACKET-BAGGAGE SHELF FWD LH -----	1	E
-63	0700689-1	CLIP-BAGGAGE SHELF FWD RH -----	1	E
	0700689-2	CLIP-BAGGAGE SHELF AFT RH -----	1	E
<p>NOTE. *WHEN ORDERING THIS PART PRIOR TO SERIAL 18253809 ALSO ORDER 0710636-1 PLATE & SIX AN515-8R8 SCREWS</p> <p>A---182 SERIAL 18253599 THRU 18255058 B---182 SKYLANE SERIAL 18253599 THRU 18255058 C---182 SERIAL 18253599 THRU 18254423 D---182 SKYLANE SERIAL 18253599 THRU 18254423 E---182 SERIAL 18254424 THRU 18255058 F---182 SKYLANE SERIAL 18254424 THRU 18255058</p>				

FIGURE AND INDEX NO.	PART NUMBER	DESCRIPTION	UNITS PER ASSY	USABLE ON CODE
		1 2 3 4 5 6 7		
23A-	0791160-8	CENTER CABIN SECTION ASSEMBLY -----	1	A
	0791160-10	CENTER CABIN SECTION ASSEMBLY -----	1	C
	0791160-12	CENTER CABIN SECTION ASSEMBLY -----	1	D
	0791160-13	CENTER CABIN SECTION ASSEMBLY -----	1	H
	0791160-14	CENTER CABIN SECTION ASSEMBLY -----	1	S
	0791160-17	CENTER CABIN SECTION ASSEMBLY -----	1	T
	0791160-18	CENTER CABIN SECTION ASSEMBLY WITH SKYLIGHT -----	1	T
		CENTER CABIN SECTION ASSEMBLY -----	1	U
		CENTER CABIN SECTION ASSEMBLY WITH SKYLIGHT -----	1	U
- 1	SEE FIG 25	LOWER CABIN SECTION ASSEMBLY -----	1	
- 2	SEE FIG 24	DOORPOST ASSEMBLY-REAR -----	1	
		ATTACHING PARTS		
	NAS178-8-8	RIVET-HI SHEAR -----	4	V
	NAS178-8-7	RIVET-HI SHEAR -----	10	V
	NAS1054-8-10	RIVET-HI SHEAR -----	16	U
	NAS179-8	COLLAR -----	16	U
		-----*		
- 3	0710602-1	SILL ASSEMBLY-UPPER CABIN DOOR LH -----	1	
- 4	0710602-2	SILL ASSEMBLY-UPPER CABIN DOOR RH -----	1	
- 5	0710630-2	RETAINER-HEADLINER RH -----	1	M
	0710630-1	RETAINER-HEADLINER LH -----	1	M
- 6	0710603-4	GUSSET-RETAINER RH -----	1	
	0710603-3	GUSSET-RETAINER LH -----	1	
- 7	0710601-11	BULKHEAD ASSEMBLY-UPPER CABIN LH WHEN EXHAUSTED -----	1	E
		USE 0710601-15		
	0710601-15	BULKHEAD ASSEMBLY-UPPER CABIN LH -----	1	F
	0710601-29	BULKHEAD ASSEMBLY-UPPER CABIN LH -----	1	U
- 8	0710601-12	BULKHEAD ASSEMBLY-UPPER CABIN RH WHEN EXHAUSTED -----	1	E
		USE 0710601-16		
	0710601-16	BULKHEAD ASSEMBLY-UPPER CABIN RH -----	1	F
	0710601-30	BULKHEAD ASSEMBLY-UPPER CABIN RH -----	1	U
- 9	NAS680A08	NUTPLATE -----	6	E
-10	0710629-2	STIFFENER-RH -----	1	
	0710629-1	STIFFENER-LH -----	1	
-11	0710636-3	PLATE-SPEAKER MOUNTING -----	1	E
-12	S1050-1	GROMMET 5.64 IN LG BULK ITEM REF S1050-1-5.64 -----	1	
-13	0710605-1	CABIN TOP ASSEMBLY-FORWARD -----	1	G
	0710605-10	CABIN TOP ASSEMBLY-FORWARD -----	1	H
-14	0710605-200	CABIN TOP ASSEMBLY-FORWARD -----	1	L
-15	0701017-200	CABIN TOP ASSEMBLY SKYLIGHT-FORWARD -----	1	N
-16	1210020-3	CAP-SPAR -----	1	J
-17	1210020-10	CAP-SPAR -----	1	K
-18	0411680	HANGER-HEADLINER -----	4	P
-19	S1860-2A	NUTPLATE TIN -----	4	G
	NAS680A08	NUTPLATE -----	4	R
-20	0411174-3	FRAME USED ON SKYLIGHT ASSEMBLY ONLY -----	2	N
-21	0414014-1	BRACKET USED ON SKYLIGHT ASSEMBLY ONLY -----	2	N
-22	0414014-2	BRACKET USED ON SKYLIGHT ASSEMBLY ONLY -----	12	N
-23	0713951-3	BRACKET-LH USED ON SKYLIGHT ASSEMBLY ONLY -----	1	N
	0713951-4	BRACKET-RH USED ON SKYLIGHT ASSEMBLY ONLY -----	1	N
-24	0511797-1	WINDOW USED ON SKYLIGHT ASSEMBLY ONLY -----	2	W
	0511797-2	WINDOW USED ON SKYLIGHT ASSEMBLY ONLY -----	2	X
-25	S1055-1	CHANNEL USED ON SKYLIGHT ASSEMBLY ONLY -----	2	N
		45.65 IN LG BULK ITEM REF S1055-1-45.65		
-26	0711781-1	BRACKET-OVERHEAD CONSOLE -----	1	L
	0711781-2	BRACKET-OVERHEAD CONSOLE -----	1	L
		ATTACHING PARTS		
	AN507-832R8	SCREW -----	2	
		-----*		
-27	1211077-5	SUPPORT ASSEMBLY-SPEAKER -----	1	L
	1211083-1	SPACER -----	4	
	NAS697A08	NUTPLATE -----	2	
-27A	0711683-1	BRACKET ASSEMBLY-DOME LIGHT -----	1	U
-28	1211076-1	BRACKET ASSEMBLY-SUPPORT -----	1	L
	1211089-1	BRACKET -----	2	
	NAS696A08	NUTPLATE -----	2	
	NAS697A08	NUTPLATE -----	3	
-29	1215012-3	SUPPORT-LH -----	1	L
	1215012-2	SUPPORT-RH -----	1	L
-30	0710653-1	CLAMP-BRACKET -----	1	L
-31	0711800-9	SKIN-CABIN TOP AFT -----	1	
-32	0711677-1	STIFFENER-CABIN TOP LH -----	1	
-33	0711677-2	STIFFENER-CABIN TOP RH -----	1	
-34	0711678-3	STIFFENER-CABIN TOP LH -----	1	
-35	0711678-4	STIFFENER-CABIN TOP RH -----	1	

CONTINUED ON NEXT PAGE

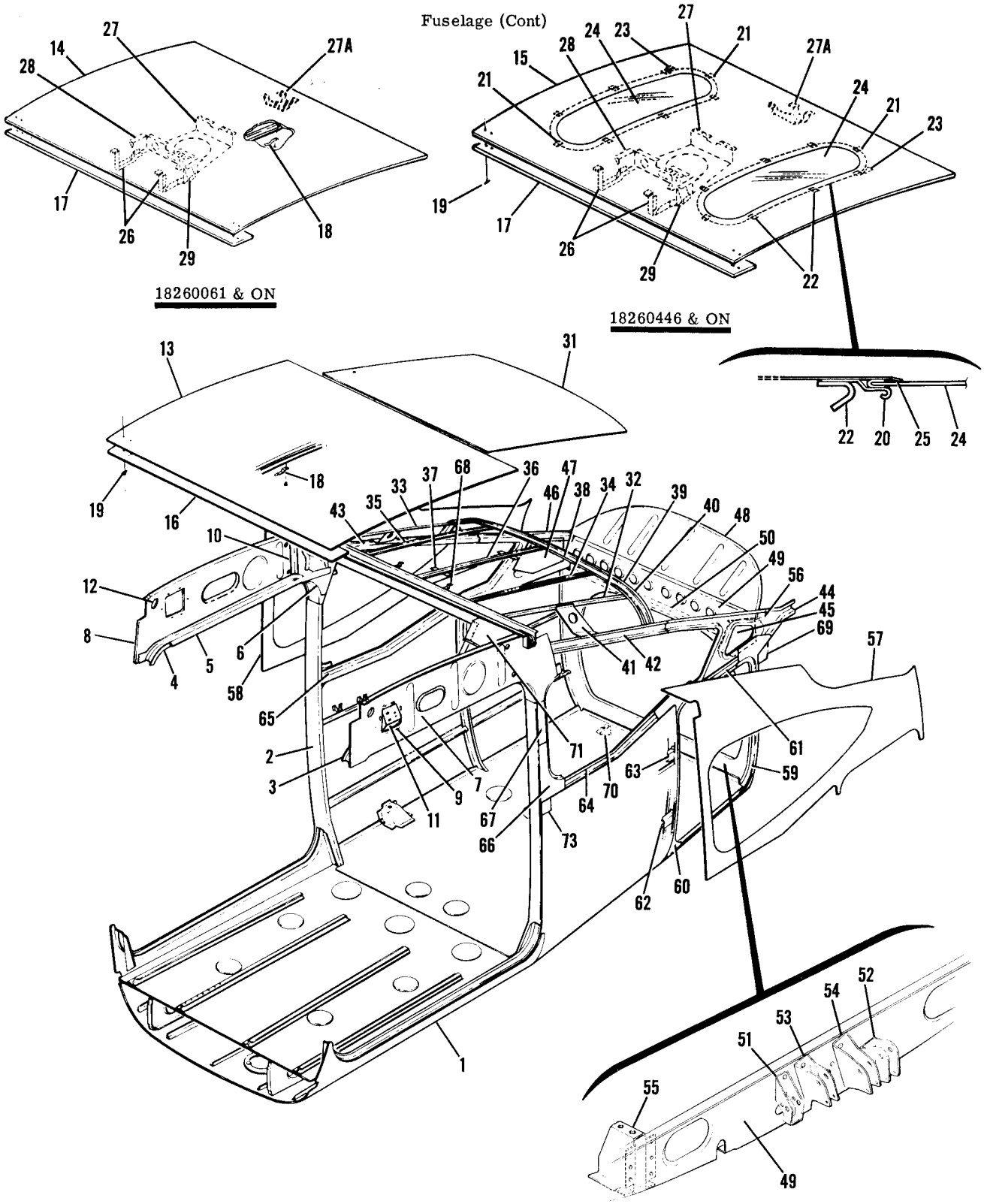


FIGURE AND INDEX NO.	PART NUMBER	DESCRIPTION	UNITS	USABLE
			PER ASSY	ON CODE
		1 2 3 4 5 6 7		
23A-36	0711684-2	STIFFENER ASSY-CABIN TOP CENTER -----	1	M
	0711684-1	STIFFENER-CABIN TOP CENTER -----	1	N
-37	0411680	HANGER -----	2	
-38	0711679-3	STIFFENER -----	1	
-39	0711681-1	RETAINER-REAR WINDOW -----	1	
-40	0700703-1	RETAINER-HEADLINER -----	1	M
-41	0711686-1	SUPPORT-LIGHT ASSEMBLY-LH -----	1	V
	0711686-2	SUPPORT-LIGHT ASSEMBLY-RH -----	1	V
-42	0712648-1	STRINGER-LH -----	1	
-43	0712648-2	STRINGER-RH -----	1	
-44	0711676-5	STIFFENER-LH WHEN EXHAUSTED USE 0711676-7 -----	1	M
	0711676-7	STIFFENER ASSEMBLY-LH -----	1	N
	0711676-3	ANCHOR ASSEMBLY-CHAIN -----	1	
	NAS697A08	NUTPLATE -----	1	
-45	0711793-1	PLATE ASSEMBLY -----	1	N
	0711793-5	PAD -----	1	
	NAS680A4	NUTPLATE -----	1	
-46	0711676-2	STIFFENER-RH WHEN EXHAUSTED USE 0711676-6 -----	1	M
	0711676-6	STIFFENER-RH -----	1	N
-47	0711793-2	PLATE ASSEMBLY -----	1	N
	0711793-6	PAD -----	1	
	NAS680A4	NUTPLATE -----	1	
-48	0712625-4	BULKHEAD-CANTED -----	1	
-49	0712625-5	BULKHEAD ASSEMBLY-STA. 110.00 -----	1	M
	0712505-1	BULKHEAD ASSEMBLY-STA. 110.00 -----	1	T
	0712505-3	BULKHEAD ASSEMBLY-STA. 110.00 -----	1	U
-50	0712625-3	ANGLE-BAGGAGE SHELF STIFFENER -----	1	M
-51	0412467	BRACKET-PULLEY -----	1	
-52	0512160-2	BRACKET-PULLEY -----	1	
		ATTACHING PARTS -----		
	AN3-3A	BOLT -----	1	
	MS21044N3	NUT -----	1	
-53	0712638-3	BRACKET-PULLEY -----	1	
		ATTACHING PARTS -----		
	AN3-3A	BOLT -----	1	
	MS21044D3	NUT -----	1	
-54	0712637-2	BRACKET -----	1	
		ATTACHING PARTS -----		
	AN3-3A	BOLT -----	1	
	MS21044D3	NUT -----	1	
	0712639-1	BRACKET-PULLEY -----	1	
		ATTACHING PARTS -----		
	AN3-3A	BOLT -----	1	
	MS21044N3	NUT -----	1	
-55	0712757-2	BRACKET ASSEMBLY-BAGGAGE NET RH -----	1	N
	0712757-1	BRACKET ASSEMBLY-BAGGAGE NET LH -----	1	N
	0712757-5	SPACER -----	1	
	NAS696A3K	NUTPLATE USED ON 0712757-2 ONLY -----	1	
	NAS697A4K	NUTPLATE USED ON 0712757-1 ONLY -----	1	
-56	0712654-1	CLIP-LH -----	1	
	0712654-2	CLIP-RH -----	1	
-57	0711800-5	SKIN-CABIN SIDE LH -----	1	
-58	0711800-6	SKIN-CABIN SIDE RH -----	1	
-59	0711618-4	BAGGAGE DOOR JAMB-AFT -----	1	
-60	0711618-3	BAGGAGE DOOR JAMB-FORWARD -----	1	
-61	0711673-1	BAGGAGE DOOR SILL-UPPER -----	1	
-62	0711628-1	HINGE BRACKET-LOWER -----	1	
-63	0711628-2	HINGE BRACKET-UPPER -----	1	
-64	0711671-1	STRINGER-LH -----	1	A
	0711671-3	STRINGER-LH -----	1	B
-65	0711671-2	STRINGER-RH -----	1	A
	0711671-4	STRINGER-RH -----	1	B

CONTINUED ON NEXT PAGE

FIGURE AND INDEX NO.	PART NUMBER	DESCRIPTION	UNITS PER ASSY	USABLE ON
				CODE
		1 2 3 4 5 6 7		
23A-66	0711610-1	GUSSET PLATE-LH -----	1	
	0711610-2	GUSSET PLATE-RH -----	1	
-67	0711615-1	WINDOW RETAINER-FORWARD LH -----	1	
	0711615-2	WINDOW RETAINER-FORWARD RH -----	1	
-68	0700108-1	BRACKET-TIARA MOUNTING LH -----	1	
	0700108-2	BRACKET-TIARA MOUNTING RH -----	1	
-69	0700708-1	BRACKET-BAGGAGE NET LH -----	1	M
	0700708-2	BRACKET-BAGGAGE NET RH -----	1	M
-70	0700710-1	BRACKET-TIE DOWN RH -----	1	M
	0700710-2	BRACKET-TIE DOWN LH -----	1	M
	AN515-8R5	ATTACHING PARTS		
	NAS679A08	SCREW -----	3	
		NUT -----	3	
		-----*		
-71	1210032-1	VIBRATION DAMPNER-LH -----	1	V
	1210032-2	VIBRATION DAMPNER-RH -----	1	V
	1210032-9	VIBRATION DAMPENER ASSY-LH -----	1	U
	1210032-8	VIBRATION DAMPENER ASSY-RH -----	1	U
	NAS696A08	NUTPLATE -----	1	U
	NAS697A08	NUTPLATE -----	3	U
-72	0711776-1	STIFFENER-ANTENNA -----	1	O
	0711776-2	STIFFENER-ANTENNA -----	1	O
-73	0711701-1	BUMPER-LATCH BOLT -----	2	B
<p>NOTE. *WHEN ORDERING THIS PART FOR AIRCRAFT SERIALS 18259306 THRU 18260040 ALSO ORDER 0720615-1 LH & 0720615-2 RH FILLET.</p> <p>A---182 SERIAL 18255059 THRU 18256684 B---182 SERIAL 18256685 & ON A182 SERIAL A182-0001 & ON C---182 SERIAL 18256685 THRU 18257625 A182 SERIAL A182-0001 THRU A182-0056 D---182 SERIAL 18257626 THRU 18259305 A182 SERIAL A182-0057 THRU A182-0116 E---182 SERIAL 18255059 THRU 18258215 A182 SERIAL A182-0001 THRU A182-0096 F---182 SERIAL 18258216 THRU 18260825 A182 SERIAL A182-0097 THRU A182-0136 G---182 SERIAL 18255059 THRU 18259305 A182 SERIAL A182-0001 THRU A182-0116 H---182 SERIAL 18259306 THRU 18260055 J---182 SERIAL 18255059 THRU 18260039 A182 SERIAL A182-0001 THRU A182-0116 K---182 SERIAL 18260040 & ON A182 SERIAL A182-0117 & ON L---182 SERIAL 18260056 & ON A182 SERIAL A182-0117 & ON M---182 SERIAL 18255059 THRU 18260445 N---182 SERIAL 18260446 & ON O---182 SERIAL 18260351 & ON P---182 SERIAL 18255059 THRU 18260055 A182 SERIAL A182-0001 THRU A182-0116 R---182 SERIAL 18259306 & ON S---182 SERIAL 18260056 THRU 18260445 A182 SERIAL A182-0117 THRU A182-0136 T---182 SERIAL 18260446 THRU 18260825 U---182 SERIAL 18260826 & ON A182 SERIAL A182-0137 & ON V---182 SERIAL 18255059 THRU 18260825 A182 SERIAL A182-0001 THRU A182-0136 W---182 SERIAL 18260446 THRU 18260549 X---182 SERIAL 18260550 & ON</p>				

FIGURE AND INDEX NO.	PART NUMBER	DESCRIPTION	UNITS PER ASSY	USABLE ON CODE
24 -	0711604-205	BULKHEAD ASSEMBLY-REAR DOORPOST -----	1	A
	0711604-206	BULKHEAD ASSEMBLY-REAR DOORPOST -----	1	C
	0711604-209	BULKHEAD ASSEMBLY-REAR DOORPOST ----- WEU 0711604-210 -----	1	D
	0711604-210	BULKHEAD ASSEMBLY-REAR DOORPOST -----	1	K
		BULKHEAD ASSEMBLY-REAR DOORPOST -----	1	L
		ATTACHING PARTS		
- 1	NAS178-8-8	RIVET-HI SHEAR -----	4	
- 2	NAS178-8-7	RIVET-HI SHEAR -----	10	
		*-----		
- 3	0711604-201	CHANNEL ASSEMBLY-REAR DOORPOST LH -----	1	A
	0711604-203	CHANNEL ASSEMBLY-REAR DOORPOST LH -----	1	C
	0711604-207	CHANNEL ASSEMBLY-REAR DOORPOST LH ----- WEU 0711604-211 -----	1	F
	0711604-211	CHANNEL ASSEMBLY-REAR DOORPOST LH -----	1	K
		CHANNEL ASSEMBLY-REAR DOORPOST LH -----	1	L
- 4	0711604-202	CHANNEL ASSEMBLY-REAR DOORPOST RH -----	1	A
	0711604-204	CHANNEL ASSEMBLY-REAR DOORPOST RH -----	1	C
	0711604-208	CHANNEL ASSEMBLY-REAR DOORPOST RH ----- WEU 0711604-212 -----	1	F
	0711604-212	CHANNEL ASSEMBLY-REAR DOORPOST RH -----	1	K
		CHANNEL ASSEMBLY-REAR DOORPOST RH -----	1	L
- 5	S1863-3	NUT TIN -----	2	
- 6	NAS687A3	NUTPLATE -----	2	C
- 7	S1863-2	NUTPLATE TIN -----	3	
- 8	0711654-2	BRACKET-SEAT SUPPORT RH -----	1	A
	0711665-2	BRACKET-SEAT SUPPORT RH -----	1	B
	0711654-1	BRACKET-SEAT SUPPORT LH -----	1	A
	0711665-1	BRACKET-SEAT SUPPORT LH -----	1	B
- 9	0711604-11	GUSSET-LH -----	1	
	0711604-12	GUSSET-RH -----	1	
CONTINUED ON NEXT PAGE				

Fuselage (Cont)

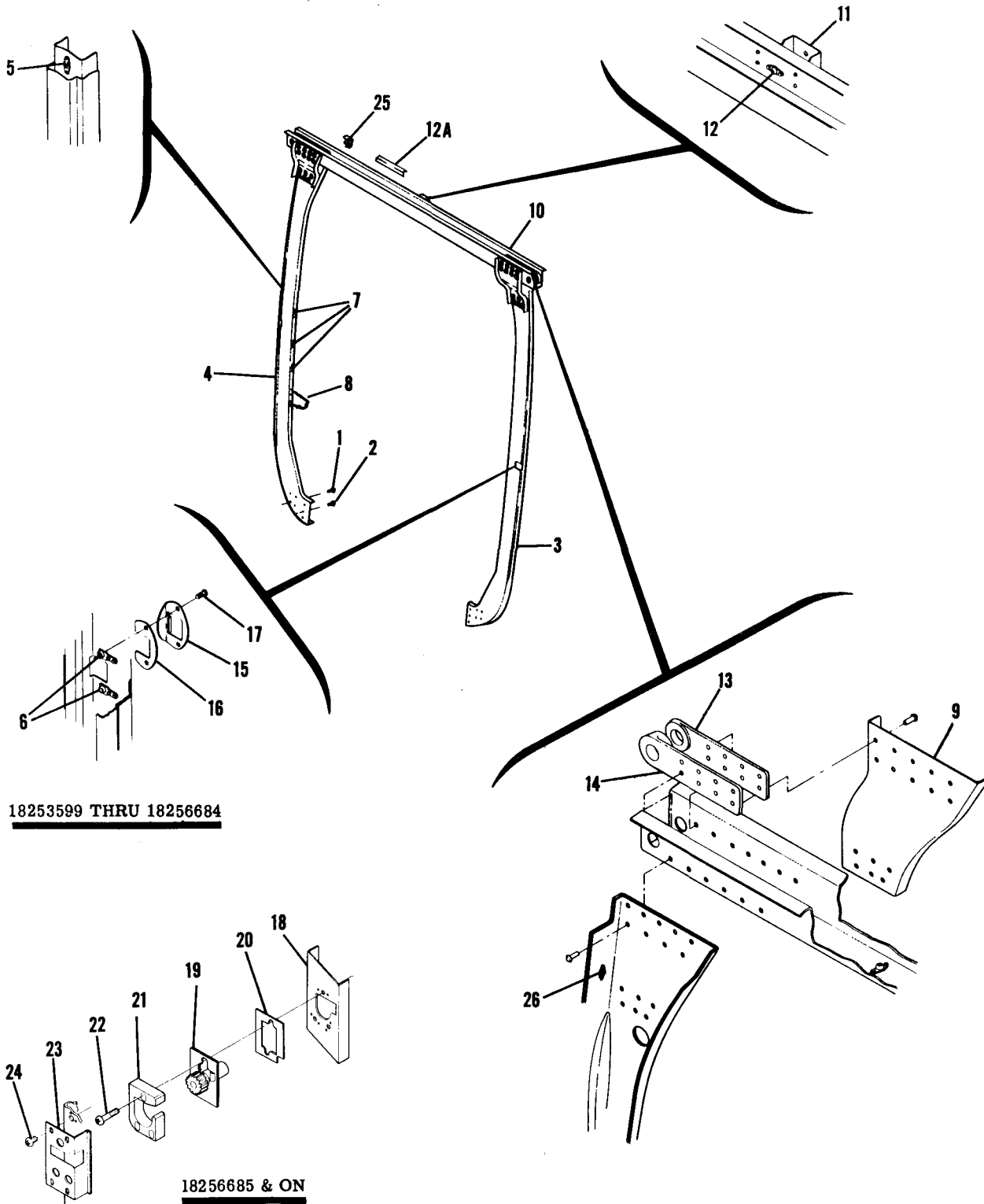
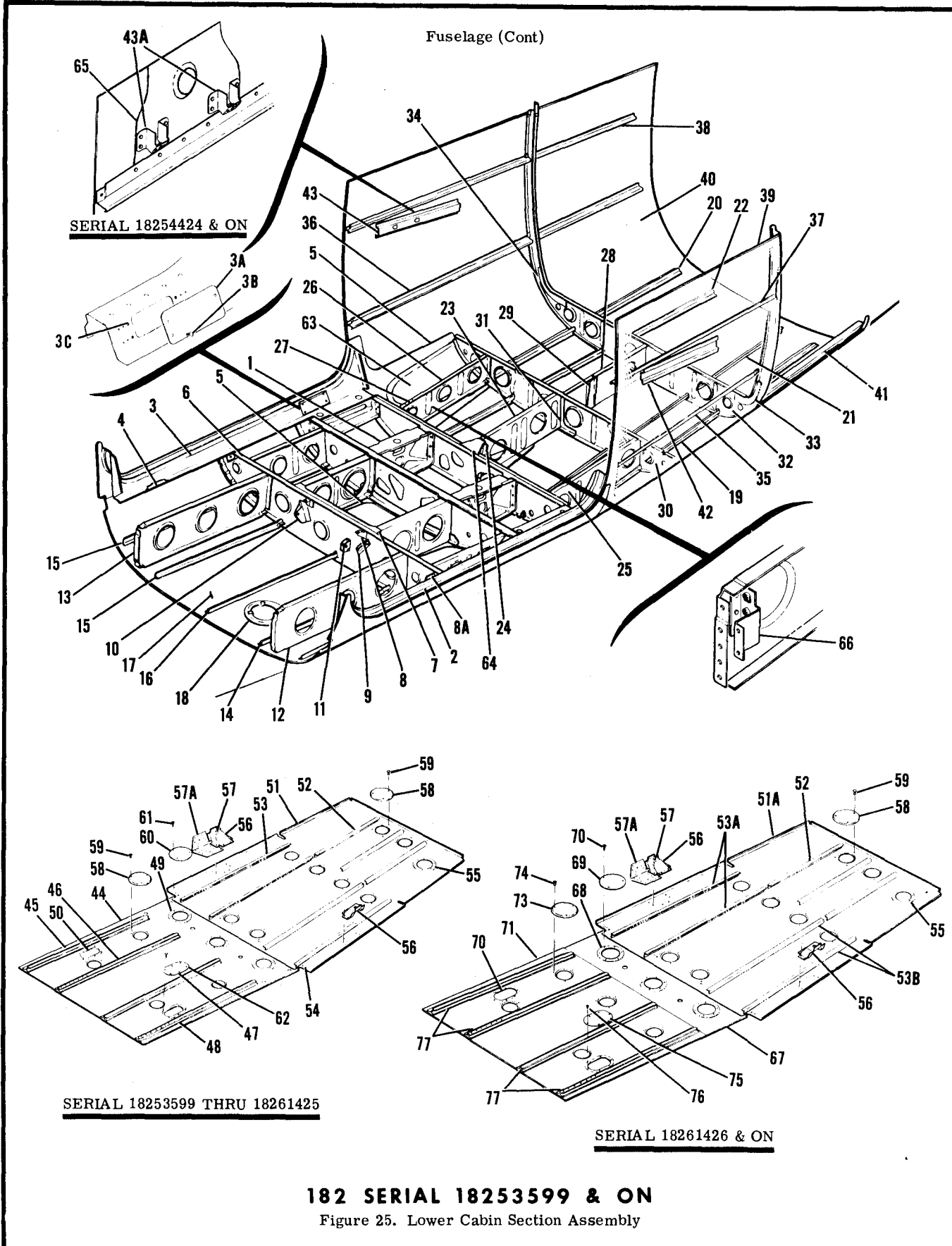


Figure 24. Rear Doorpost Bulkhead Assembly

FIGURE AND INDEX NO.	PART NUMBER	DESCRIPTION	UNITS PER ASSY	USABLE ON CODE
		1 2 3 4 5 6 7		
24 -10	0711605-3	SPAR ASSEMBLY-REAR -----	1	F
	0711605-200	SPAR ASSEMBLY-REAR WEU 0711605-201 -----	1	K
	0711605-201	SPAR ASSEMBLY-REAR -----	1	L
-11	0512137	BRACKET-PULLEY -----	1	
-12	NAS680A3	NUTPLATE -----	2	
	NAS680A08	NUTPLATE -----	1	
-12A	0762047-1	GUIDE ASSEMBLY -----	1	N
	0762047-2	GUIDE -----	1	P
-13	0711606-1	FITTING-SPAR AFT LH WEU 0711606-5 -----	1	H
	0711606-5	FITTING-SPAR AFT LH -----	1	J
	0711606-2	FITTING-SPAR AFT RH WEU 0711606-6 -----	1	H
	0711606-6	FITTING-SPAR AFT RH -----	1	J
-14	0422229-12	FITTING-SPAR FORWARD LH -----	1	
	0422229-13	FITTING-SPAR FORWARD RH -----	1	
-15	0711024-4	STRIKER PLATE -----	2	E
		ATTACHING PARTS		
-16	0711024-2	SHIM -----	1	E
-17	AN525-10R8	SCREW -----	1	E
		-----*		
-18	0711604-25	DOUBLER ASSEMBLY-LH DOORPOST WEU 0711604-48 -----	1	M
	0711604-48	DOUBLER ASSEMBLY-LH DOORPOST -----	1	L
	0711604-26	DOUBLER ASSEMBLY-RH DOORPOST WEU 0711604-49 -----	1	M
	0711604-49	DOUBLER ASSEMBLY-RH DOORPOST -----	1	L
	NAS686A3	NUTPLATE -----	3	D
-19	0711694-15	CLUTCH ASSEMBLY-LH DOORPOST -----	1	D
	0711694-16	CLUTCH ASSEMBLY-RH DOORPOST -----	1	D
-20	0711695-10	SHIM -----	1	D
-21	0711695-9	GUIDE -----	1	D
		ATTACHING PARTS		
-22	NAS221-15	SCREW -----	3	D
		-----*		
-23	0711695-7	COVER-LH CLUTCH ASSEMBLY -----	1	M
	0711695-11	COVER-LH CLUTCH ASSEMBLY -----	1	L
	0711695-8	COVER-RH CLUTCH ASSEMBLY -----	1	M
	0711695-12	COVER-RH CLUTCH ASSEMBLY -----	1	L
		ATTACHING PART		
-24	NAS221-5	SCREW -----	4	D
		-----*		
-25	0762044-1	BRACKET -----	1	G
-26	NAS680A4	NUTPLATE -----	1	G
<p>A---182 SERIAL 18253599 THRU 18254423 B---182 SERIAL 18254424 & ON A182 SERIAL A182-0001 & ON C---182 SERIAL 18254424 THRU 18256684 D---182 SERIAL 18256685 & ON A182 SERIAL A182-0001 & ON E---182 SERIAL 18253599 THRU 18256684 F---182 SERIAL 18256685 THRU 18260445 A182 SERIAL A182-0001 & ON G---182 SERIAL 18260446 & ON H---182 SERIAL 18253599 THRU 18260271 A182 SERIAL A182-0001 THRU A182-0116 J---182 SERIAL 18260272 & ON A182 SERIAL A182-0117 & ON K---182 SERIAL 18260446 THRU 18260825 L---182 SERIAL 18260826 & ON M---182 SERIAL 18256685 THRU 18260825 A182 SERIAL A182-0001 THRU A182-0136 N---182 SERIAL 18260446 THRU 18261536 P---182 SERIAL 18261537 & ON</p>				

Fuselage (Cont)



SERIAL 18254424 & ON

SERIAL 18253599 THRU 18261425

SERIAL 18261426 & ON

182 SERIAL 18253599 & ON

Figure 25. Lower Cabin Section Assembly

FIGURE AND INDEX NO.	PART NUMBER	DESCRIPTION	UNITS PER ASSY	USABLE ON CODE
		1 2 3 4 5 6 7		
25 -	0791160-3	LOWER CABIN SECTION ASSEMBLY -----	1	A
	0791160-7	LOWER CABIN SECTION ASSEMBLY -----	1	C
	0791160-9	LOWER CABIN SECTION ASSEMBLY -----	1	G
	0791160-11	LOWER CABIN SECTION ASSEMBLY -----	1	J
	0791160-16	LOWER CABIN SECTION ASSEMBLY -----	1	AA
- 1	SEE FIG 26	LOWER CABIN SECTION ASSEMBLY -----	2	Z
	SEE FIG 26A	BULKHEAD ASSEMBLY-LANDING GEAR STA 45.00 TO STA 65.33 ---	1	N
	0710705-1	BULKHEAD ASSEMBLY-LANDING GEAR STA 45.00 TO STA 65.33 ---	1	P
- 2	0710606-1	SHIM-DOUBLER TO SKIN STA 65.33 1 LH & 1 RH -----	2	S
- 3	0710606-2	SILL ASSEMBLY-LOWER CABIN DOOR LH -----	1	
- 3A	0710606-7	SILL ASSEMBLY-LOWER CABIN DOOR RH -----	1	
		COVER -----	1	
		ATTACHING PARTS		
- 3B	AN515-8R5	SCREW -----	4	
- 3C	NAS682A08	NUTPLATE -----	4	
		-----*		
- 4	0710612-4	SUPPORT-LOWER DOOR SILL RH -----	1	
	0710612-3	SUPPORT-LOWER DOOR SILL LH -----	1	
- 5	0710600-3	DOUBLER-FUSELAGE CENTER SECTION -----	1	
- 6	0710610-1	BULKHEAD ASSY-STA 45.0 WEU 0710610-4 -----	1	L
	0710610-4	BULKHEAD ASSY-STA 45.0 -----	1	R
	0710610-7	BULKHEAD ASSY-STA 45.0 -----	1	P
- 7	0710610-3	REINFORCEMENT-STA 45.00 BULKHEAD -----	1	L
	0710610-6	REINFORCEMENT-STA 45.0 -----	1	L
- 8	0710613-1	SUPPORT-SAFETY BELT FITTING -----	2	K
- 8A	0710656-1	SUPPORT ASSY-LH -----	1	K
	0710656-2	SUPPORT ASSY-RH -----	1	K
	NAS698A3	NUTPLATE -----	1	
	NAS697A3	NUTPLATE -----	4	K
	NAS680A3	NUTPLATE -----	2	K
	0710657-1	SUPPORT -----	1	K
	0710657-2	BRACE -----	1	K
	0713702-1	CLIP-BRAKE LINE SUPPORT LH SIDE ONLY -----	1	P
- 9	0712638-2	BRACKET-UP ELEVATOR PULLEY LH -----	1	
-10	0712639-3	BRACKET-DOWN ELEVATOR PULLEY RH -----	1	
		ATTACHING PARTS		
	AN3-3A	BOLT -----	1	
	MS21044N3	NUT -----	1	
		-----*		
-11	0412467	BRACKET-ELEVATOR TAB CONTROL PULLEY -----	1	
-12	0710617-1	LONGITUDINAL BULKHEAD-LH -----	1	
-13	0710617-2	LONGITUDINAL BULKHEAD-RH -----	1	
-14	0710614-1	STRINGER-OUTBOARD LH -----	2	
-15	0710614-2	STRINGER-OUTBOARD RH -----	2	
-16	0710614-5	STRINGER-CENTER LOWER -----	1	
-17	0710600-2	SKIN-CENTER SECTION -----	1	
-18	S226-3	DOUBLER-INSPECTION PLATE -----	1	
	S225-1	PLATE-INSPECTION -----	1	
		ATTACHING PARTS		
	S1021Z8-6	SCREW -----	3	
	NAS395-14-3	NUT -----	3	
		-----*		
-19	0711600-15	STIFFENER-BELLY SKIN LH WHEN EXHAUSTED USE 0711688-3 ---	1	E
	C711688-3	STIFFENER-BELLY SKIN LH -----	1	D
-20	0711600-16	STIFFENER-BELLY SKIN RH WHEN EXHAUSTED USE 0711688-4 ---	1	E
	0711688-4	STIFFENER-BELLY SKIN RH -----	1	D
-21	0711600-13	STRINGER-BELLY LH WHEN EXHAUSTED USE 0711688-1 ---	1	E
	0711688-1	STRINGER-BELLY LH -----	1	Y
	0711688-17	STRINGER ASSY-BELLY LH -----	1	W
-22	0711600-14	STRINGER-BELLY RH WHEN EXHAUSTED USE 0711688-2 ---	1	E
	0711688-2	STRINGER-BELLY RH -----	1	Y
	0711688-18	STRINGER ASSY-BELLY RH -----	1	W
-23	0711614-1	BULKHEAD ASSY STA 65.33 TO 79.0 WEU 0711614-4 ---	1	L
	0711614-4	BULKHEAD ASSY STA 65.33 TO 79.0 -----	1	K
-24	0711614-3	BRACKET -----	1	L
	0711614-6	BRACKET -----	1	K
	NAS687A3K	NUTPLATE -----	1	
-25	0711613-1	BULKHEAD-OUTBOARD LH STA 65.33 TO STA 79.00 -----	1	
-26	0711613-2	BULKHEAD-OUTBOARD RH STA 65.33 TO 79.0 WEU 0711613-4- ---	1	L
	0711613-4	BULKHEAD-OUTBOARD RH -----	1	K
-27	NAS680A4	NUTPLATE -----	2	

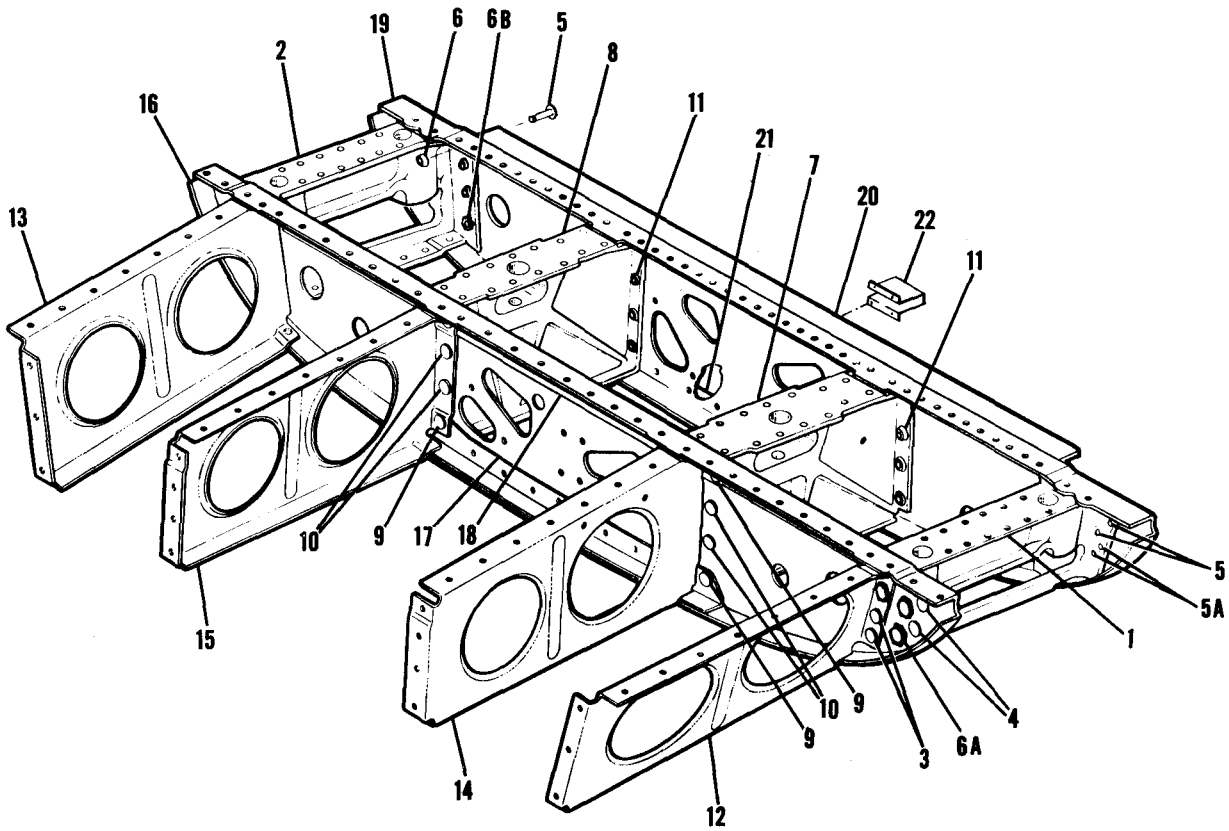
CONTINUED ON NEXT PAGE

FIGURE AND INDEX NO.	PART NUMBER	DESCRIPTION	UNITS PER ASSY							USABLE ON CODE
			1	2	3	4	5	6	7	
25 -28	0711635-1	BULKHEAD ASSY-SEAT SUPPORT WEU 0712759-5	1							L
	0712759-5	BULKHEAD ASSY-SEAT SUPPORT	1							K
-29	0711646-1	BRACKET ASSEMBLY	1							L
	NAS1068A4	NUTPLATE	1							
	0712758-1	BRACKET ASSY	1							K
	NAS1068A4	NUTPLATE	2							
-30	0711611-2	BULKHEAD ASSEMBLY-STA 79.00	1							
-31	0711647-1	DOUBLER	1							
-32	0712624-6	BULKHEAD-LOWER STA 92.00	1							A
	0712624-11	BULKHEAD-LOWER STA 92.00	1							C
	0711674-3	BULKHEAD-STA 92.0	1							D
-33	0712640-3	STIFFENER ASSY	1							
-34	0712640-4	STIFFENER ASSY	1							
	MS21044N3	NUTPLATE	1							
-35	0711600-21	STRINGER-LOWER LH WHEN EXHAUSTED USE 0711688-5	1							E
	0711688-5	STRINGER-LOWER LH	1							Y
	0711688-13	STRINGER-LOWER LH	1							W
-36	0711600-22	STRINGER-LOWER RH WHEN EXHAUSTED USE 0711688-6	1							E
	0711688-6	STRINGER-LOWER RH	1							Y
	0711688-14	STRINGER-LOWER RH	1							W
-37	0711600-17	STRINGER-LH WHEN EXHAUSTED USE 0711688-7	1							E
	0711688-7	STRINGER-LH	1							D
-38	0711600-18	STRINGER-RH WHEN EXHAUSTED USE 0711688-8	1							E
	0711688-8	STRINGER-RH	1							D
-39	0711600-3	SKIN-LOWER STA 65.33 TO 92.00	1							E
	0711675-4	SKIN-LOWER STA 65.33 TO 92.0	1							D
-40	0711600-2	SKIN-LOWER STA 92.00 TO 110.00	1							E
	0711800-3	SKIN-LOWER STA 92.0 TO 110.0	1							D
-41	0711620-1	DOOR SILL-LOWER BAGGAGE	1							
-42	0711631-1	SUPPORT-ARM REST LH	1							A
-43	0711631-2	SUPPORT-ARM REST RH	1							A
-43A	0700688-1	SUPPORT ASSEMBLY-ARM REST	4							B
-44	0791160-4	FLOORBOARD ASSEMBLY-CENTER	1							L
	0791160-15	FLOORBOARD ASSEMBLY-CENTER	1							X
-45	0710618-4	SEAT RAIL-OUTBOARD RH	1							L
	0710618-8	SEAT RAIL-OUTBOARD RH	1							Y
-46	0710618-6	SEAT RAIL-INBOARD RH	1							L
	0710618-10	SEAT RAIL-INBOARD RH	1							Y
-47	0710618-1	SEAT RAIL-INBOARD LH	1							L
	0710618-7	SEAT RAIL-INBOARD LH	1							Y
-48	0710618-5	SEAT RAIL-OUTBOARD LH	1							L
	0710618-9	SEAT RAIL-OUTBOARD LH	1							Y
-49	S1209-1	DOUBLER ASSEMBLY-INSPECTION HOLE	3							
	NAS680A08K	NUTPLATE	6							
-50	0710634-1	DOUBLER ASSEMBLY-INSPECTION OPENING	2							
	NAS680A08K	NUTPLATE	6							
-51	0711608-1	FLOORBOARD ASSEMBLY-AFT CABIN	1							E
	0711608-6	FLOORBOARD ASSEMBLY-AFT CABIN	1							M
	0711608-8	FLOORBOARD ASSY-AFT CABIN	1							T
-51A	0711608-14	FLOORBOARD ASSY-AFT CABIN	1							U
-52	0711608-4	STRINGER	3							
-53	0711608-5	STRINGER	4							V
-53A	0711608-11	STRINGER-LH	2							W
-53B	0711608-12	STRINGER-RH	2							W
-54	S1862-1	NUTPLATE TIN	4							V
-55	S1209-1	DOUBLER ASSEMBLY	1							
-56	0711632-1	SUPPORT ASSY-REAR SEAT WEU 0711632-7	2							L
	0711632-7	SUPPORT ASSY-REAR SEAT	2							K
-57	NAS1068A4	NUTPLATE-FLOATING	1							
-57A	0712665-2	DOUBLER-RH	1							K
	0712665-1	DOUBLER-LH	1							K
-58	S225-1	PLATE-INSPECTION COVER	12							
		ATTACHING PARTS								
-59	49330	STUD UC	3							
		---*---								
-60	S225-7	PLATE-INSPECTION COVER	3							
		ATTACHING PARTS								
-61	AN515-8R7	SCREW	6							
		---*---								

CONTINUED ON NEXT PAGE

FIGURE AND INDEX NO.	PART NUMBER	DESCRIPTION	UNITS PER ASSY	USABLE ON CODE
		1 2 3 4 5 6 7		
25 -62	0710633-1	COVER-INSPECTION OPENING -----	2	
	AN515-8R7	ATTACHING PARTS -----		
		SCREW -----	6	
		---*---		
-63	0710600-6	DOUBLER-BELLY RH -----	1	
	0710600-7	DOUBLER-BELLY LH -----	1	
-64	0711642-1	DOUBLER-SEAT ATTACHMENT -----	1	D
-65	0711690-2	REINFORCEMENT PLATE-RH -----	1	F
	0711690-4	REINFORCEMENT PLATE-RH -----	1	G
	0711690-6	REINFORCEMENT PLATE-RH -----	1	H
	0711690-1	REINFORCEMENT PLATE-LH -----	1	F
	0711690-3	REINFORCEMENT PLATE-LH -----	1	G
	0711690-5	REINFORCEMENT PLATE-LH -----	1	H
-66	0762045-1	BRACKET ASSY -----	1	K
	NAS1067N3	NUTPLATE -----	2	
-67	0710609-9	FLOORBOARD ASSY -----	1	U
-68	S1209-1	DOUBLER ASSY -----	3	
	NAS680A08K	NUTPLATE -----	6	
-69	S225-7	PLATE-COVER -----	3	U
		ATTACHING PARTS -----		
-70	AN515-8R6	SCREW -----	6	U
		---*---		
-71	0710609-7	FLOORBOARD ASSY -----	1	U
-72	0710634-1	DOUBLER ASSY -----	2	
	NAS680A08K	NUTPLATE -----	6	
-73	S225-1	PLATE-COVER -----	5	U
		ATTACHING PARTS -----		
-74	S1878-1	STUD -----	3	U
		---*---		
-75	0710633-1	PLATE-COVER -----	2	U
		ATTACHING PARTS -----		
-76	AN515-8R7	SCREW -----	6	U
		---*---		
-77	0710658-1	SEAT RAIL -----	4	U
		A---182 SERIAL 18253599 THRU 18254423		
		B---182 SERIAL 18254424 & ON		
		A182 SERIAL A182-0001 & ON		
		C---182 SERIAL 18254424 THRU 18255058		
		D---182 SERIAL 18255059 & ON		
		A182 SERIAL A182-0001 & ON		
		E---182 SERIAL 18253599 THRU 18255058		
		F---182 SERIAL 18254946 THRU 18255058		
		G---182 SERIAL 18255059 THRU 18257625		
		A182 SERIAL A182-0001 THRU A182-0056		
		H---182 SERIAL 18257626 & ON		
		A182 SERIAL A182-0057 & ON		
		J---182 SERIAL 18257626 THRU 18260445		
		A182 SERIAL A182-0057 THRU A182-0136		
		K---182 SERIAL 18260446 & ON		
		L---182 SERIAL 18253599 THRU 18260445		
		A182 SERIAL A182-0001 & ON		
		M---182 SERIAL 18255059 THRU 18260445		
		A182 SERIAL A182-0001 & ON		
		N---182 SERIAL 18253599 THRU 18260825		
		A182 SERIAL A182-0001 & ON		
		P---182 SERIAL 18260826 & ON		
		R---182 SERIAL 18260446 THRU 18260825		
		A182 SERIAL A182-0137 & ON		
		S---182 SERIAL 18261145 & ON		
		T---182 SERIAL 18260445 THRU 18261425		
		A182 SERIAL A182-0001 THRU A182-0136		
		U---182 SERIAL 18261426 & ON		
		A182 SERIAL A182-0137 & ON		
		V---182 SERIAL 18253599 THRU 18260825		
		A182 SERIAL A182-0001 THRU A182-0136		
		W---182 SERIAL 18260826 & ON		
		A182 SERIAL A182-0137 & ON		
		X---182 SERIAL 18260446 THRU 18261425		
		Y---182 SERIAL 18255059 THRU 18260825		
		A182 SERIAL A182-0001 THRU A182-0136		
		Z---LOWER CABIN SECTION ASSYS FOR		
		18260826 & ON ARE NOT AVAILABLE.		
		ORDER DETAIL PARTS FROM INDIVIDUALLY		
		CODED ITEMS.		
		AA--18260446 THRU 18260825		
		A182-0137 & ON		

Fuselage (Cont)



182 SERIAL 18253599 THRU 18260825

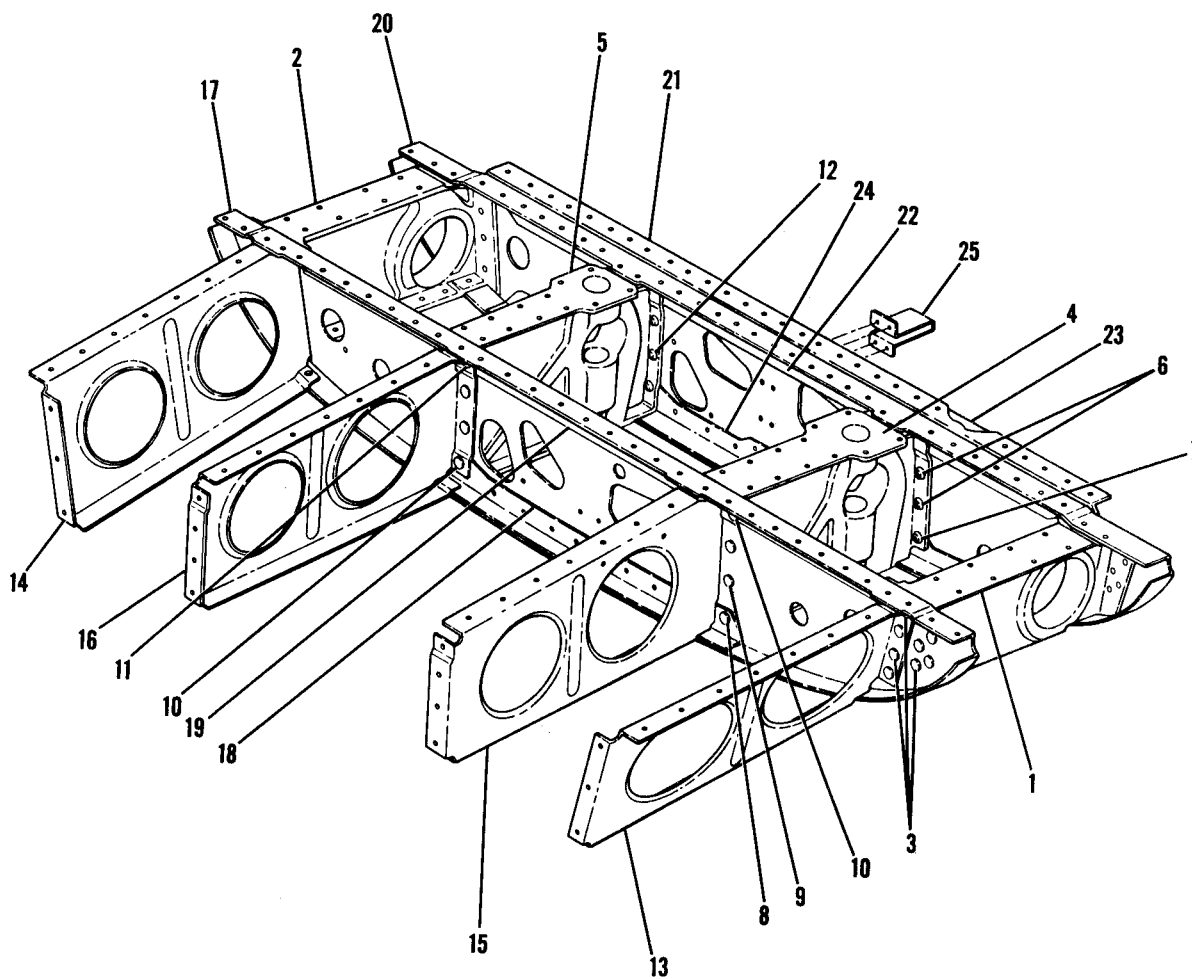
Figure 26. Landing Gear Bulkhead Assembly

FIGURE AND INDEX NO.	PART NUMBER	DESCRIPTION	UNITS PER ASSY	USABLE ON CODE
		1 2 3 4 5 6 7		
26 -	0710600-8	BULKHEAD ASSEMBLY-LANDING GEAR STA 45.00 TO STA 65.33 -----	1	C
- 1	0741603-1	SUPPORT-OUTBOARD LANDING GEAR LH -----	1	
- 2	0741603-2	SUPPORT-OUTBOARD LANDING GEAR RH -----	1	
		ATTACHING PARTS		
- 3	NAS178-8-6	RIVET-HI SHEAR -----	2	
- 4	NAS178-8-5	RIVET-HI SHEAR -----	2	
- 5	NAS178-8-7	RIVET-HI SHEAR -----	5	
- 5A	NAS178-8-8	RIVET-HI SHEAR -----	2	
- 6	NAS179-8	COLLAR -----	11	
- 6A	AN4-6A	BOLT -----	4	
- 6B	AN4-7A	BOLT -----	1	
	MS21042-4	NUT -----	5	
	NAS620-416	WASHER -----	5	

- 7	0741602-1	SUPPORT-INBOARD LANDING GEAR-LH -----	1	
- 8	0741602-2	SUPPORT-INBOARD LANDING GEAR-RH -----	1	
		ATTACHING PARTS		
- 9	NAS178-8-6	RIVET-HI SHEAR -----	8	
-10	NAS178-8-5	RIVET-HI SHEAR -----	8	
-11	NAS179-8	COLLAR -----	16	

-12	0710616-1	BULKHEAD-OUTBOARD LH -----	1	
-13	0710616-2	BULKHEAD-OUTBOARD RH -----	1	
-14	0710615-1	BULKHEAD-INBOARD LH -----	1	
-15	0710615-2	BULKHEAD-INBOARD RH -----	1	
-16	0710611-1	BULKHEAD ASSY-STA 56.70 WEU 0710611-4 -----	1	A
	0710611-4	BULKHEAD ASSY-STA 56.70 -----	1	B
-17	0710608-1	REINFORCEMENT -----	1	
-18	0710611-3	ANGLE -----	1	
-19	0710607-1	BULKHEAD ASSY-STA 65.33 WEU 0710607-4 -----	1	A
	0710607-4	BULKHEAD ASSY-STA 65.33 -----	1	B
-20	0710607-3	ANGLE -----	1	
-21	0710608-2	ANGLE-REINFORCEMENT -----	1	
-22	0762043-1	BRACKET ASSEMBLY -----	1	B
		A---182 SERIAL 18253599 THRU 18260445 A182 SERIAL A182-0001 THRU A182-0136 B---182 SERIAL 18260446 THRU 18260825 A182 SERIAL A182-0137 & ON C---182 SERIAL 18253599 THRU 18260825 A182 SERIAL A182-0001 & ON		

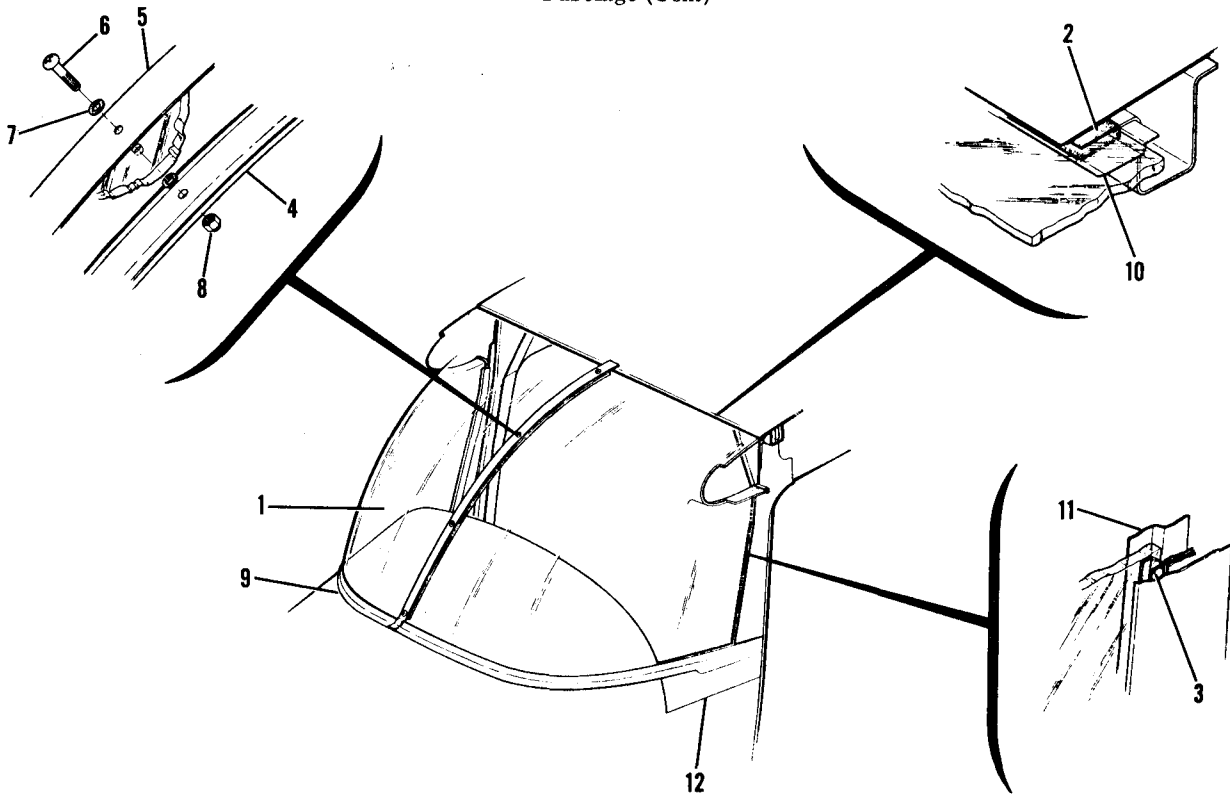
Fuselage (Cont)



182 SERIAL 18260826 & ON
Figure 26A. Landing Gear Bulkhead Assembly

FIGURE AND INDEX NO.	PART NUMBER	DESCRIPTION	UNITS PER ASSY	USABLE ON CODE
		1 2 3 4 5 6 7		
26A-	0710700-200	BULKHEAD ASSEMBLY-LANDING GEAR STA.45.00 TO STA.65.33 -----	1	A
- 1	0741627-1	SUPPORT-OUTBOARD LANDING GEAR LH -----	1	
- 2	0741627-2	SUPPORT-OUTBOARD LANDING GEAR RH -----	1	
		ATTACHING PARTS		
- 3	NAS1054-8-6	RIVET-HI SHEAR FORWARD -----	8	
	NAS179-8	COLLAR -----	8	
		*-----		
- 4	0741626-1	SUPPORT-INBOARD LANDING GEAR LH -----	1	
- 5	0741626-2	SUPPORT-INBOARD LANDING GEAR RH -----	1	
		ATTACHING PARTS		
- 6	NAS1054-8-8	RIVET-HI SHEAR MIDDLE AFT -----	4	
- 7	NAS1054-8-12	RIVET-HI SHEAR 2 UPPER & 2 LOWER AFT -----	4	
- 8	NAS1054-8-8	RIVET-HI SHEAR OUTBOARD FORWARD -----	1	
- 9	NAS1054-8-6	RIVET-HI SHEAR MIDDLE FORWARD -----	4	
-10	NAS1054-8-9	RIVET-HI SHEAR UPPER OUTBOARD & LOWER INBOARD FORWARD-----	2	
-11	NAS1054-8-10	RIVET-HI SHEAR UPPER INBOARD FORWARD -----	1	
-12	NAS179-8	COLLAR -----	16	
		*-----		
-13	0710616-1	BULKHEAD-OUTBOARD LH -----	1	
-14	0710616-2	BULKHEAD-OUTBOARD RH -----	1	
-15	0710615-1	BULKHEAD-INBOARD LH -----	1	
-16	0710615-2	BULKHEAD-INBOARD RH -----	1	
-17	0710611-4	BULKHEAD ASSEMBLY-STA 56.70 -----	1	
-18	0710608-1	REINFORCEMENT -----	1	
-19	0710611-3	ANGLE -----	1	
	0710701-1	BULKHEAD ASSEMBLY-STA 65.33 -----	1	
-20	0710701-2	BULKHEAD-FORWARD -----	1	
-21	0710701-3	BULKHEAD-AFT -----	1	
-22	0710701-4	REINFORCEMENT-UPPER FORWARD -----	1	
-23	0710701-5	REINFORCEMENT-UPPER AFT -----	1	
-24	0710701-6	REINFORCEMENT-LOWER FORWARD -----	1	
	0710701-7	REINFORCEMENT-LOWER AFT -----	1	
-25	0762043-2	BRACKET-PULLEY -----	1	
A---182 SERIAL 18260826 & ON				

Fuselage (Cont)



182 SERIAL 18253599 THRU 18255844

Figure 27. Windshield Installation

FIGURE AND INDEX NO.	PART NUMBER	DESCRIPTION	UNITS PER ASSY	USABLE ON CODE
27 -		1 2 3 4 5 6 7 WINDSHIELD INSTALLATION -----	NP	A
- 1	0713600-8	WINDSHIELD -----	1	
	0713600-10	WINDSHIELD-TINTED -----	1	
- 2	S1389-3	PAD-WINDSHIELD UPPER -----	1	
- 3	S1389-12	PAD-WINDSHIELD SIDE -----	2	
- 4	0713673-1	STIFFENER-WINDSHIELD CENTER -----	1	
- 5	0713674-1	STRIP ASSEMBLY-WINDSHIELD CENTER -----	1	
		ATTACHING PARTS		
- 6	AN520-10R8	SCREW -----	4	
- 7	S350	WASHER -----	12	
- 8	MS21044N3	NUT -----	4	
		---*---		
- 9	0713660-1	RETAINER-WINDSHIELD OUTER -----	1	
-10	0511000-63	RETAINER-WINDSHIELD UPPER -----	1	
-11	0713609-1	RETAINER-INNER LH -----	1	
	0713609-2	RETAINER-INNER RH -----	1	
-12	0713334-7	SKIN-RETAINER LH -----	1	
	0713334-8	SKIN-RETAINER RH -----	1	
	S1078-1	TAPE-SEALER 80 IN LG BULK ITEM REF S1078-1-80.0 -----	AR	
		A---182 SERIAL 18253599 THRU 18255844		

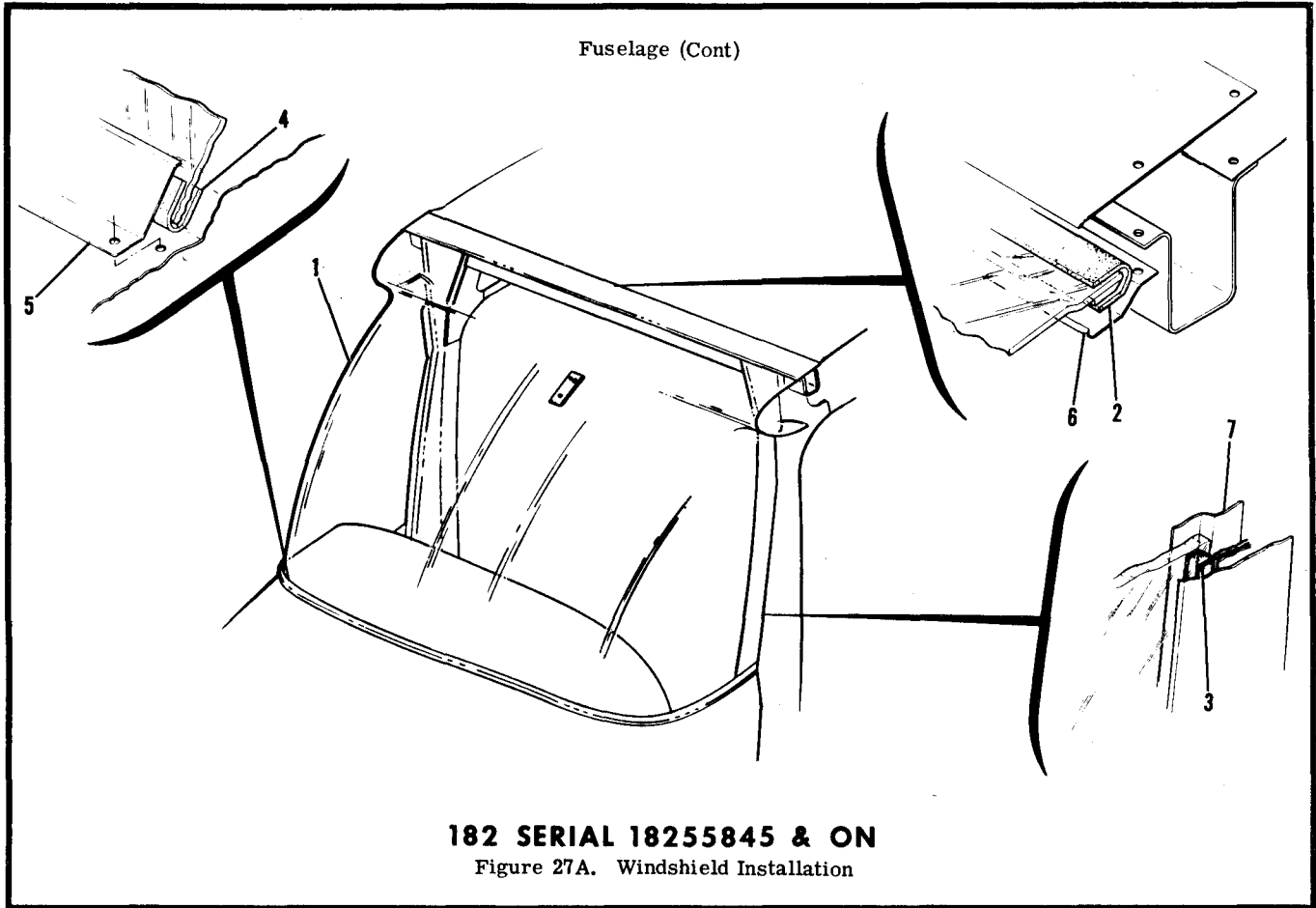
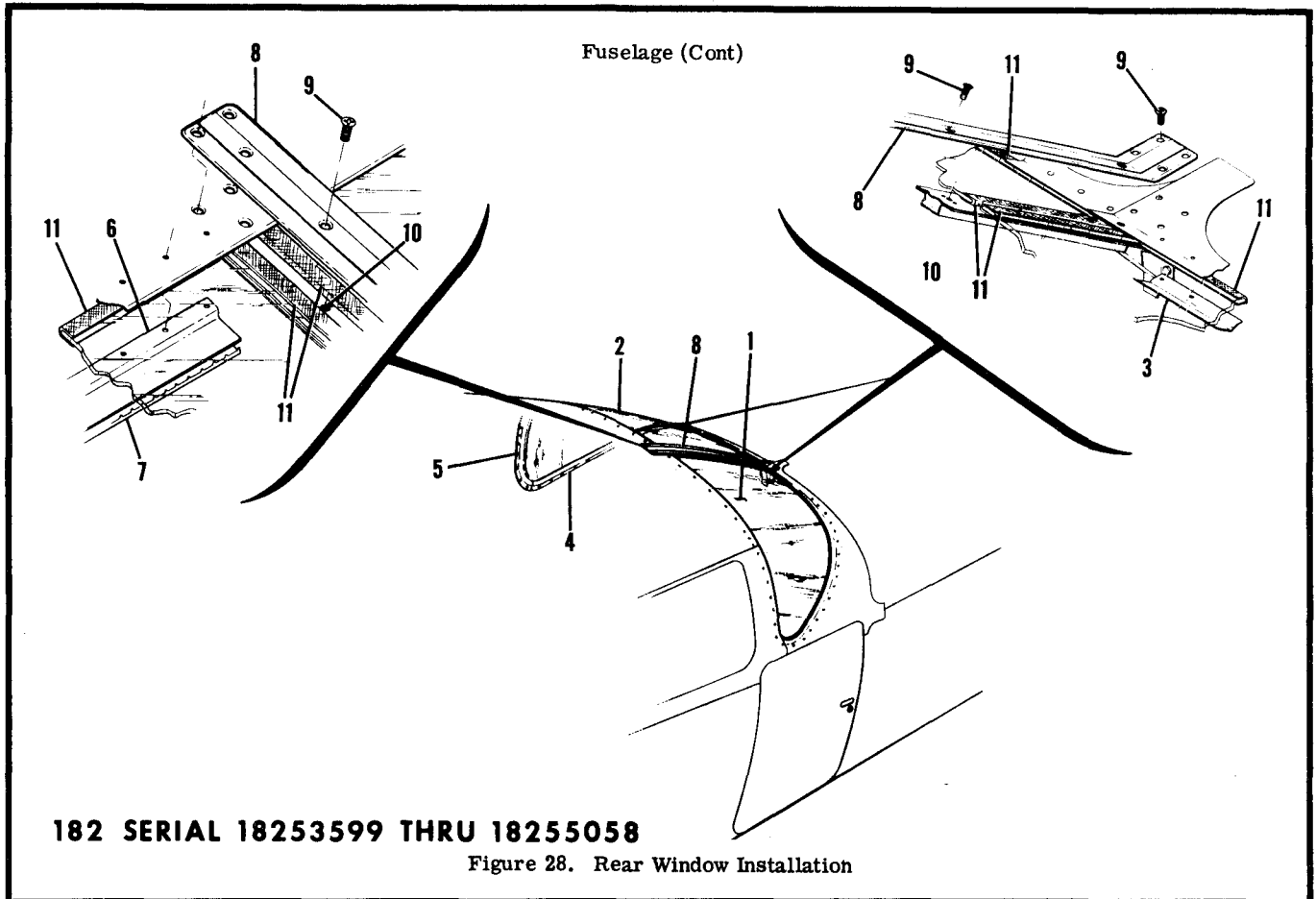


FIGURE AND INDEX NO.	PART NUMBER	DESCRIPTION	UNITS PER ASSY	USABLE ON CODE
		1 2 3 4 5 6 7		
27A-		WINDSHIELD INSTALLATION -----	NP	A
- 1	0713334-2	WINDSHIELD ASSEMBLY-TINTED -----	1	
	0713287-11	WINDSHIELD ASSEMBLY-CLEAR -----	1	
- 2	S1389-12	SEAL-UPPER 46.50 IN LG BULK ITEM REF S1389-2-46.50-	1	
- 3	S1389-7	SEAL-SIDE 18.50 IN LG BULK ITEM REF S1389-7-18.50 -	2	
- 4	S1389-2	SEAL-LOWER 77.50 IN LG BULK ITEM REF S1389-2-77.50-	1	
- 5	0713788-3	RETAINER-WINDSHIELD -----		
- 6	0713822-1	RETAINER-WINDSHIELD -----	1	
- 7	0713609-1	SEAL-WINDOW 118.0 IN LG BULK ITEM REF S1389-1-118.0 -	1	
	0713609-2	RETAINER-INNER RH -----	1	
		A---182 SERIAL 18255845 & ON A182 SERIAL A182-0001 & ON		

This page intentionally left blank.



182 SERIAL 18253599 THRU 18255058

Figure 28. Rear Window Installation

FIGURE AND INDEX NO.	PART NUMBER	DESCRIPTION	UNITS PER ASSY	USABLE ON CODE
28 -		1 2 3 4 5 6 7 WINDOW INSTALLATION-REAR -----	NP	A
- 1	0711600-11	WINDOW-REAR LH -----	1	
	0711600-29	WINDOW-REAR LH TINTED SKYLANE ONLY -----	1	
- 2	0711600-10	WINDOW-REAR RH -----	1	
	0711600-30	WINDOW-REAR RH TINTED SKYLANE ONLY -----	1	
		ATTACHING PARTS		
- 3	0711627-1	RETAINER-WINDOW REAR LH -----	1	
- 4	0711627-2	RETAINER-WINDOW REAR RH -----	1	
- 5	0711636-2	RETAINER-WINDOW RH -----	1	
	0711636-1	RETAINER-WINDOW LH -----	1	
- 6	0711637-1	RETAINER-WINDOW UPPER LH -----	1	
	0711637-2	RETAINER-WINDOW UPPER RH -----	1	
- 7	0711638-1	RETAINER-UPHOLSTERY UPPER LH -----	1	
	0711638-2	RETAINER-UPHOLSTERY UPPER RH -----	1	
- 8	0711612-1	RETAINER ASSEMBLY-CENTER -----	1	
- 9	AN509-10R12	SCREW -----	11	
-10	NAS697A3	NUTPLATE -----	11	
-11	S1389-1	PAD-WINDOW REAR -----	6	
A---182 SERIAL 18253599 THRU 18255058				

FIGURE AND INDEX NO.	PART NUMBER	DESCRIPTION	UNITS PER ASSY	USABLE ON CODE
28A-		1 2 3 4 5 6 7 AFT CABIN WINDOWS INSTALLATION -----	NP	A
- 1	0711675-10	WINDOW-REAR -----	1	
	0711675-15	WINDOW-REAR TINTED SKYLANE ONLY -----	1	
		ATTACHING PARTS		
- 2	0711681-3	RETAINER-LH -----	1	
- 3	0711681-4	RETAINER-RH -----	1	
- 4	0711681-1	RETAINER-UPPER FWD -----	1	
- 5	0712651-1	RETAINER-REAR LH -----	1	
- 6	0712651-2	RETAINER-REAR RH -----	1	
		*-----		
- 7	S1389-1	SEAL-WINDOW -----	1	
- 8	0711675-11	WINDOW-LH SIDE -----	1	
	0711675-13	WINDOW-LH SIDE TINTED SKYLANE ONLY -----	1	
- 9	0711675-12	WINDOW-RH SIDE -----	1	
	0711675-14	WINDOW-RH SIDE TINTED SKYLANE ONLY -----	1	
		ATTACHING PARTS		
-10	0711680-3	RETAINER-LH UPPER -----	1	
	0700705-1	RETAINER-HEADLINER LH -----	1	
-11	0711680-4	RETAINER-RH UPPER -----	1	
	0700705-2	RETAINER-HEADLINER RH -----	1	
-12	0711615-1	RETAINER-LH FORWARD -----	1	
	0711615-2	RETAINER-RH FORWARD -----	1	
-13	0711680-1	RETAINER-LH LOWER -----	1	
-14	0711680-2	RETAINER-RH LOWER -----	1	
-15	0711680-5	RETAINER-AFT -----	2	
		*-----		
-16	S1166-1	SEAL-WINDOW 79.0 IN LG BULK ITEM REF S1166-1-79.0 -----	2	
-17	0711675-7	SKIN-LH -----	1	
-18	0711675-8	SKIN-RH -----	1	
		A---182 SERIAL 18255059 & ON A182 SERIAL A182-0001 & ON		

Fuselage (Cont)

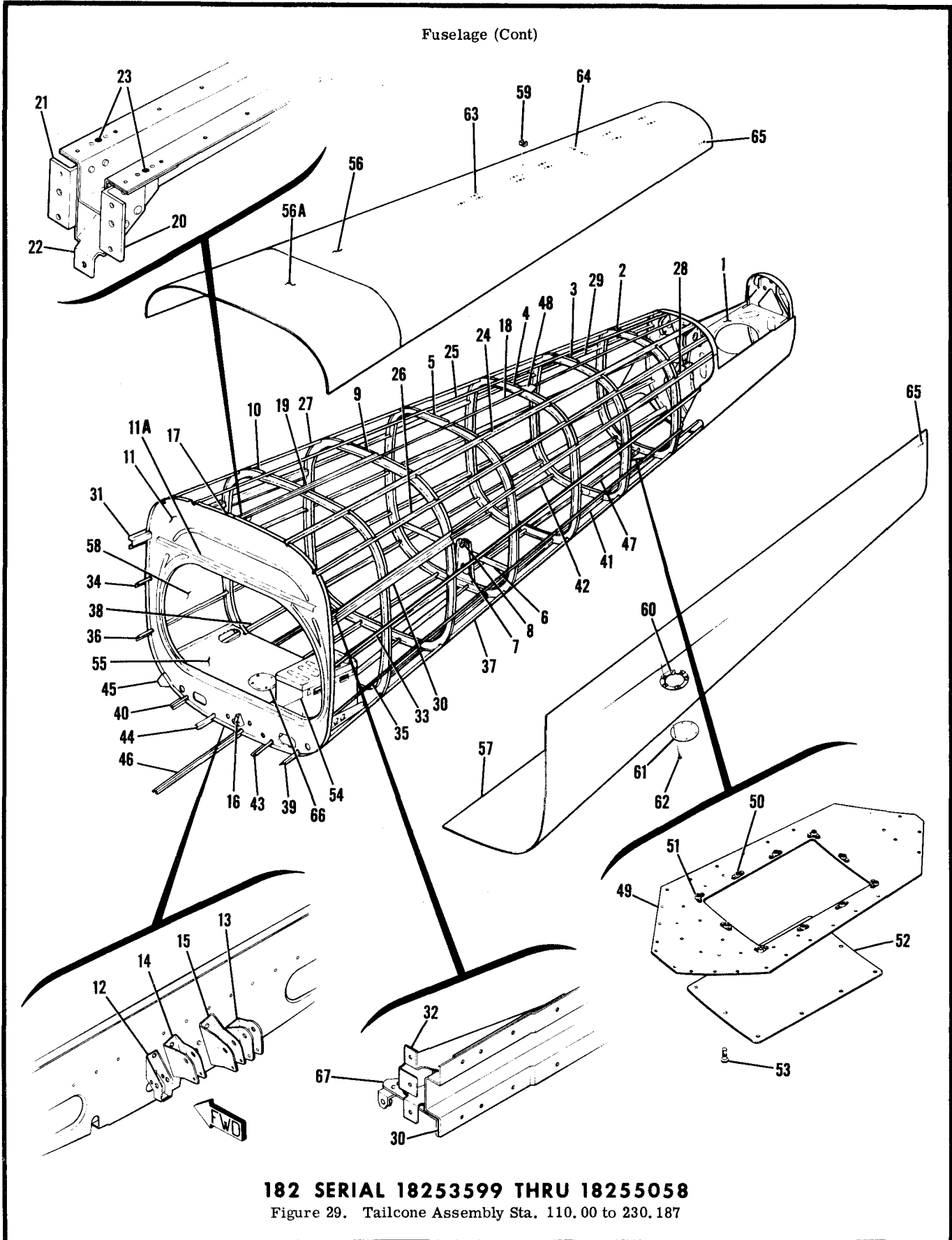


FIGURE AND INDEX NO.	PART NUMBER	DESCRIPTION	UNITS PER ASSY	USABLE ON CODE
		1 2 3 4 5 6 7		
29 -	0712607-1	TAILCONE ASSEMBLY-FUSELAGE STA 110.00 TO 230.187 -----	1	A
	0712607-10	TAILCONE ASSEMBLY-FUSELAGE STA 110.00 TO 230.187 -----	1	B
- 1	0712628-2	AFT TAILCONE ASSEMBLY-FUSELAGE STA 209.00 TO 230.187 ----	1	
- 2	0712612-2	BULKHEAD-UPPER STA 199.00 -----	1	
	0712612-3	BULKHEAD-LOWER LH STA 199.00 -----	1	
	0712612-4	BULKHEAD-LOWER RH STA 199.00 -----	1	
- 3	0712612-6	BULKHEAD-UPPER STA 185.50 -----	1	
	0712612-7	BULKHEAD-LOWER LH STA 185.50 -----	1	
	0712612-8	BULKHEAD-LOWER RH STA 185.50 -----	1	
- 4	0712611-2	BULKHEAD-UPPER STA 172.00 -----	1	
	0712611-3	BULKHEAD-LOWER LH STA 172.00 -----	1	
	0712611-4	BULKHEAD-LOWER RH STA 172.00 -----	1	
- 5	0712610-2	BULKHEAD-UPPER STA 156.00 -----	1	
	0712610-3	BULKHEAD-LOWER LH STA 156.00 -----	1	
	0712610-4	BULKHEAD-LOWER RH STA 156.00 -----	1	
- 6	0712610-5	STIFFENER-PULLEY BRACKET -----	1	
- 7	0712613-2	BRACKET-STABILIZER TRIM -----	1	
- 8	0712613-3	BRACKET-TRIM TAB PULLEY -----	1	
- 9	0712609-2	BULKHEAD-UPPER STA 140.00 -----	1	
	0712609-3	BULKHEAD-LOWER LH STA 140.00 -----	1	
	0712609-4	BULKHEAD-LOWER RH STA 140.00 -----	1	
-10	0712608-4	BULKHEAD-UPPER STA 124.00 -----	1	
	0712608-7	BULKHEAD ASSEMBLY-LOWER LH STA 124.00 -----	1	
	0712608-8	BULKHEAD ASSEMBLY-LOWER RH STA 124.00 -----	1	
-11	0712625-2	BULKHEAD-STA 110.00 -----	1	
	0712641-1	BRACKET-CARGO TIE DOWN RING LH -----	1	
	0712641-2	BRACKET-CARGO TIE DOWN RING RH -----	1	
-11A	0712625-3	ANGLE-BAGGAGE SHELF STIFFENER -----	1	B
-12	0412467	BRACKET-PULLEY -----	1	
-13	0512160-2	BRACKET-PULLEY -----	1	
		ATTACHING PARTS		
	AN3-3A	BOLT -----	1	
	MS21044N3	NUT -----	1	
		*-----		
-14	0712638-3	BRACKET-PULLEY -----	1	
		ATTACHING PARTS		
	AN3-3A	BOLT -----	1	
	MS21044N3	NUT -----	1	
		*-----		
-15	0712637-2	BRACKET -----	1	
		ATTACHING PARTS		
	AN3-3A	BOLT -----	1	
	MS21044N3	NUT -----	1	
		*-----		
-16	0712639-1	BRACKET-PULLEY -----	1	
		ATTACHING PARTS		
	AN3-3A	BOLT -----	1	
	MS21044N3	NUT -----	1	
		*-----		
-17	NAS697A3	NUTPLATE -----	2	
-18	0712627-23	STRINGER-UPPER TAILCONE AFT -----	1	
-19	0712634-1	STRINGER ASSEMBLY-UPPER TAILCONE FORWARD -----	1	
-20	0712634-3	ANGLE-LH -----	1	
-21	0712634-4	ANGLE-RH -----	1	
-22	0712634-5	BRACKET -----	1	
-23	NAS697A3	NUTPLATE -----	2	
-24	0712627-19	STRINGER-LH -----	1	
-25	0712627-20	STRINGER-RH -----	1	
-26	0712627-17	STRINGER-LH -----	1	
-27	0712627-18	STRINGER-RH -----	1	
-28	0712627-13	STRINGER-LH AFT -----	1	
-29	0712627-14	STRINGER-RH AFT -----	1	
-30	0712627-15	STRINGER-LH FORWARD -----	1	
-31	0712627-16	STRINGER-RH FORWARD -----	1	

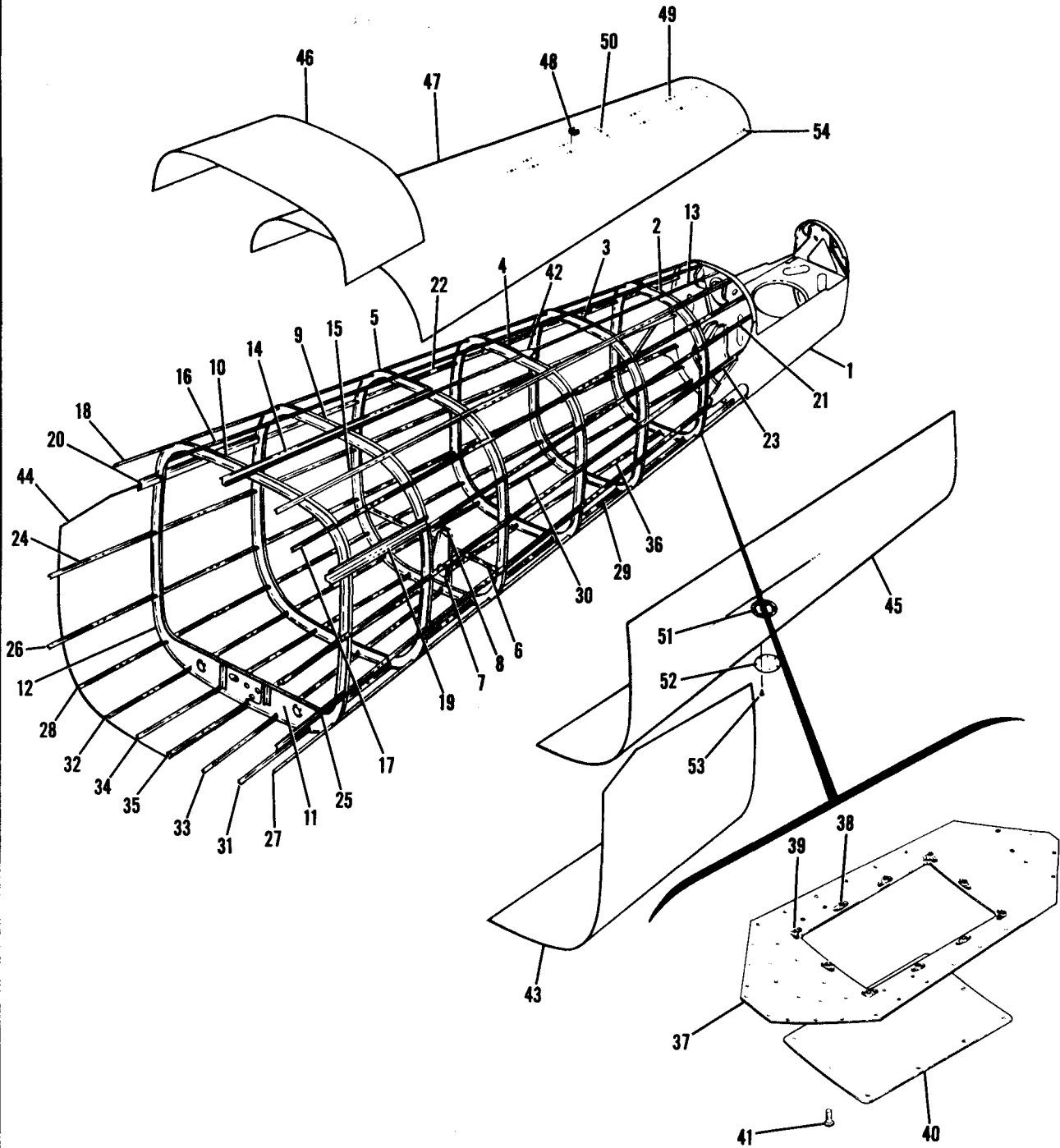
CONTINUED ON NEXT PAGE

FIGURE AND INDEX NO.	PART NUMBER	DESCRIPTION	UNITS PER ASSY	USABLE ON CODE
29 -32	0712633-1	BRACKET-BAGGAGE DOOR SILL -----	1	
-33	0712627-11	STRINGER-LH -----	1	
-34	0712627-12	STRINGER-RH -----	1	
-35	0712627-9	STRINGER-LH -----	1	
-36	0712627-10	STRINGER-RH -----	1	
-37	0712627-7	STRINGER-LH -----	1	
-38	0712627-8	STRINGER-RH -----	1	
-39	0712627-3	STRINGER-LH FORWARD -----	1	
-40	0712627-4	STRINGER-RH FORWARD -----	1	
-41	0712627-5	STRINGER-LH AFT -----	1	
-42	0712627-6	STRINGER-RH AFT -----	1	
-43	0712627-1	STRINGER-LH -----	1	
-44	0712627-2	STRINGER-RH -----	1	
-45	0712607-6	GUSSET -----	1	
-46	0712627-21	STRINGER-LOWER FORWARD -----	1	
-47	0712627-22	STRINGER-LOWER AFT -----	1	
-48	0712607-7	DOUBLER -----	1	
	0712630-1	BRACKET ASSEMBLY-ELEVATOR DOWN SPRING -----	1	
-49	0712607-8	DOUBLER-ACCESS DOOR -----	1	
-50	NAS697A08	NUTPLATE -----	6	
-51	NAS698A08	NUTPLATE -----	4	
-52	0712607-9	DOOR-ACCESS -----	1	
		ATTACHING PARTS		
-53	AN520-8R6	SCREW -----	10	
		-----*		
-54	SEE FIG 30	BATTERY BOX INSTALLATION -----	1	
-55	0712626-1	SHELF ASSEMBLY-RADIO EQUIPMENT -----	1	
-56	0712607-12	SKIN-UPPER AFT -----	1	
-56A	0712607-3	SKIN-UPPER FORWARD -----	1	
-57	0712607-5	SKIN-LOWER LH -----	1	A
	0712607-11	SKIN-LOWER LH -----	1	B
-58	0712607-4	SKIN-LOWER RH -----	1	
-59	1212002-1	CHANNEL ASSEMBLY-DORSAL FIN -----	1	
	F5000-832	NUTPLATE KNM -----	2	
-60	S1048-2	DOUBLER ASSEMBLY -----	1	
	NAS395-14-3	NUTPLATE -----	6	
-61	S225-5	PLATE-INSPECTION -----	1	
		ATTACHING PARTS		
-62	S1021Z8-6	SCREW -----	6	
		-----*		
-63	NAS697A08K	NUTPLATE -----	11	
-64	NAS696A08K	NUTPLATE -----	2	
-65	S1862-1	NUT TIN -----	6	
-66	S225-1	PLATE-INSPECTION -----	1	
		ATTACHING PARTS		
	XE49330	STUD UC -----	3	
		-----*		
-67	0700690-1	SUPPORT ASSEMBLY-BAGGAGE NET LH -----	1	B
	0700690-2	SUPPORT ASSEMBLY-BAGGAGE NET RH -----	1	B

A---182 SERIAL 18253599 THRU 18254423
 B---182 SERIAL 18254424 THRU 18255058

This page intentionally left blank.

Fuselage(Cont)



A182 SERIAL A182-0001 THRU A182-0136
182 SERIAL 18255059 THRU 18260445

Figure 29A. Fuselage Tailcone Assembly

FIGURE AND INDEX NO.	PART NUMBER	DESCRIPTION	UNITS PER ASSY	USABLE ON CODE
		1 2 3 4 5 6 7		
29A-	0712652-200	TAILCONE ASSEMBLY-FUSELAGE -----	1	A
- 1	0712628-2	AFT TAILCONE ASSEMBLY-FUSELAGE STA 209.0 TO 230.187 -----	1	
- 2	0712612-2	BULKHEAD-UPPER STA 199.0 -----	1	
	0712612-3	BULKHEAD-LOWER LH STA 199.0 -----	1	
	0712612-4	BULKHEAD LOWER RH STA 199.0 -----	1	
- 3	0712612-6	BULKHEAD-UPPER STA 185.0 -----	1	
	0712612-7	BULKHEAD-LOWER LH STA 185.0 -----	1	
	0712612-8	BULKHEAD-LOWER RH STA 185.0 -----	1	
- 4	0712611-2	BULKHEAD-UPPER STA 172.00 -----	1	
	0712611-3	BULKHEAD-LOWER LH STA 172.00 -----	1	
	0712611-4	BULKHEAD-LOWER RH STA 172.0 -----	1	
- 5	0712610-2	BULKHEAD-UPPER STA 156.0 -----	1	
	0712610-3	BULKHEAD-LOWER LH STA 156.0 -----	1	
	0712610-4	BULKHEAD-LOWER RH STA 156.0 -----	1	
- 6	0712610-5	STIFFENER-PULLEY BRACKET -----	1	
- 7	0712613-2	BRACKET-STABILIZER TRIM -----	1	
- 8	0712613-3	BRACKET-TRIM TAB PULLEY -----	1	
- 9	0712609-2	BULKHEAD-UPPER STA 140.0 -----	1	
	0712609-3	BULKHEAD-LOWER LH STA 140.0 -----	1	
	0712609-4	BULKHEAD-LOWER RH STA 140.0 -----	1	
-10	0712645-2	BULKHEAD-UPPER STA 124.0 -----	1	
-11	0712645-5	BULKHEAD ASSEMBLY-LOWER LH STA 124.0 -----	1	
-12	0712645-6	BULKHEAD ASSEMBLY-LOWER RH STA 124.0 -----	1	
-13	0712627-23	STRINGER-UPPER TAILCONE AFT -----	1	
-14	0712646-1	STRINGER-UPPER TAILCONE FWD -----	1	
-15	0712653-1	STRINGER-LH -----	1	
-16	0712653-2	STRINGER-RH -----	1	
-17	0712653-3	STRINGER-LH -----	1	
-18	0712653-4	STRINGER-RH -----	1	
-19	0712647-3	STRINGER-LH -----	1	
-20	0712647-4	STRINGER-RH -----	1	
-21	0712627-13	STRINGER-LH -----	1	
-22	0712627-14	STRINGER-RH -----	1	
-23	0712627-11	STRINGER-LH -----	1	
-24	0712627-12	STRINGER-RH -----	1	
-25	0712627-9	STRINGER-LH -----	1	
-26	0712627-10	STRINGER-RH -----	1	
-27	0712627-7	STRINGER-LH -----	1	
-28	0712627-8	STRINGER-RH -----	1	
-29	0712627-5	STRINGER-LH AFT -----	1	
-30	0712627-6	STRINGER-RH AFT -----	1	
-31	0712627-3	STRINGER-LH FWD -----	1	
-32	0712627-4	STRINGER-RH FWD -----	1	
-33	0712627-1	STRINGER-LH -----	1	
-34	0712627-2	STRINGER-RH -----	1	
-35	0712627-21	STRINGER-BOTTOM FORWARD -----	1	
-36	0712627-22	STRINGER-BOTTOM AFT -----	1	
-37	0712607-8	DOUBLER-ACCESS DOOR -----	1	
-38	NAS697A08	NUTPLATE -----	6	
-39	NAS698A08	NUTPLATE -----	4	
-40	0712607-9	DOOR-ACCESS -----	1	
		ATTACHING PARTS		
-41	AN520-8R6	SCREW -----	10	
		*-----		
-42	0712607-7	DOUBLER -----	1	
	0712630-1	BRACKET ASSEMBLY-ELEVATOR DOWN SPRING -----	1	
-43	0712652-7	SKIN-LOWER FORWARD LH -----	1	
-44	0712652-4	SKIN-LOWER FORWARD RH -----	1	
-45	0712652-5	SKIN-LOWER AFT LH -----	1	
	0712652-6	SKIN-LOWER AFT RH -----	1	
-46	0712652-3	SKIN-UPPER FORWARD -----	1	
-47	0712652-2	SKIN-UPPER AFT -----	1	
-48	1212002-1	CHANNEL ASSEMBLY-DORSAL FIN -----	1	
-49	NAS697A08K	NUTPLATE -----	11	
-50	NAS696A08K	NUTPLATE -----	2	
-51	S1048-2	DOUBLER ASSEMBLY -----	1	
	NAS395-14-3	NUTPLATE -----	6	
-52	S225-5	PLATE-INSPECTION -----	1	
		ATTACHING PARTS		
-53	S1021Z8-6	SCREW -----	6	
		*-----		
-54	S1862-1	NUTPLATE TIN -----	6	

A----182 SERIAL 18255059 THRU 18260445
A182 SERIAL A182-0001 THRU A182-0136

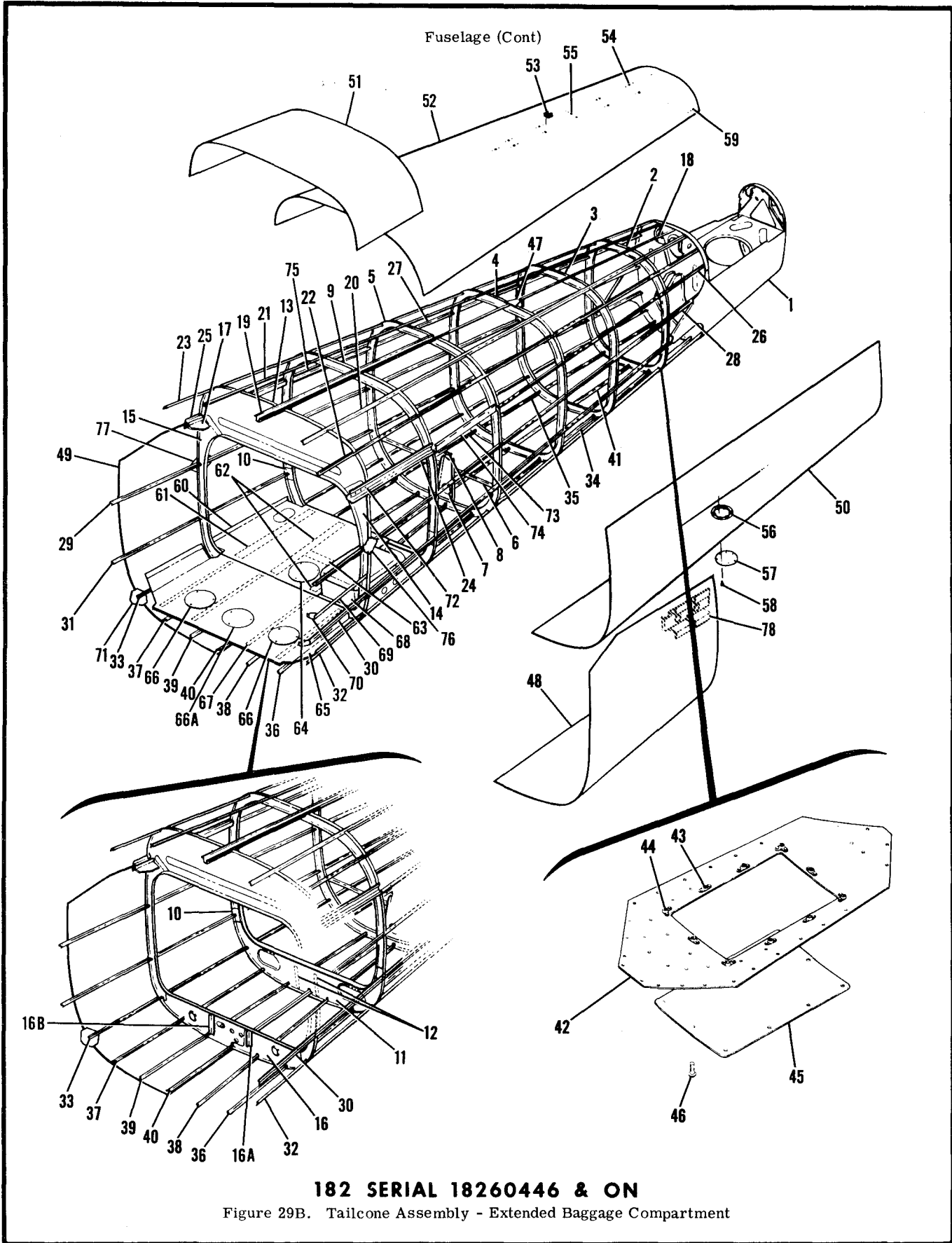


FIGURE AND INDEX NO.	PART NUMBER	DESCRIPTION	UNITS PER ASSY	USABLE ON
				CODE
		1 2 3 4 5 6 7		
29B-	0712504-200 0712504-201	TAILCONE ASSEMBLY-FUSELAGE WEU 0712504-201 ----- TAILCONE ASSEMBLY-FUSELAGE ----- TAILCONE ASSEMBLY-FUSELAGE -----	1 1 1	A B C
- 1	0712628-4 0712525-1 0712612-2	AFT TAILCONE ASSEMBLY-FUSELAGE STA. 209.00 TO 230.187 --- AFT TAILCONE ASSEMBLY-FUSELAGE STA. 209.00 TO 230.187 --- BULKHEAD-UPPER STA. 199.00 -----	1 1 1	B C
- 2	0712612-3 0712612-4 0712612-6	BULKHEAD-LOWER LH STA. 199.00 ----- BULKHEAD-LOWER RH STA. 199.00 ----- BULKHEAD-UPPER STA. 185.50 -----	1 1 1	
- 3	0712612-7 0712612-8 0712611-2	BULKHEAD-LOWER LH STA. 185.50 ----- BULKHEAD-LOWER RH STA. 185.50 ----- BULKHEAD-UPPER STA. 172.00 -----	1 1 1	
- 4	0712611-3 0712611-4 0712610-2	BULKHEAD-LOWER LH STA. 172.00 ----- BULKHEAD-LOWER RH STA. 172.00 ----- BULKHEAD-UPPER STA. 156.00 -----	1 1 1	
- 5	0712610-3 0712610-4 0712610-5	BULKHEAD-LOWER LH STA. 156.00 ----- BULKHEAD-LOWER RH STA. 156.00 ----- STIFFENER-PULLEY BRACKET -----	1 1 1	
- 6	0712613-2	BRACKET-STABILIZER TRIM -----	1	
- 7	0712613-3	BRACKET-TRIM TAB PULLEY -----	1	
- 8	0712609-7	BULKHEAD ASSEMBLY-UPPER STA. 140.00 -----	1	
- 9	0712753-1 0712753-2	BRACKET-LH ----- BRACKET-RH -----	1 1	
- 10	0712511-2 0712511-4	BULKHEAD-LWR STA. 140.00 WEU 0712511-4 ----- BULKHEAD-LWR STA. 140.00 -----	1 1	
- 11	0712516-1 0712511-5	STIFFENER ----- ANGLE-STIFFENER USED ON 0712511-4 ONLY -----	2 1	
- 12	0712503-2 0712503-6	BULKHEAD-UPPER STA. 124.00 WEU 0712503-6 ----- BULKHEAD-UPPER STA. 124.00 -----	1 1	A B
- 13	0712503-3 0712503-4	BULKHEAD-LWR LH STA. 124.00 ----- BULKHEAD-LWR RH STA. 124.00 -----	1 1	
- 14	0712503-5	BULKHEAD-LWR STA. 124.00 -----	1	
- 15	0712512-1	STIFFENER LH -----	1	
- 16	0712512-2	STIFFENER RH -----	1	
- 16A	0712517-2	BRACKET ASSEMBLY-RH -----	1	
- 16B	0712517-1	BRACKET ASSEMBLY-LH -----	1	
- 17	NAS682A3	NUTPLATE -----	1	
- 18	0712627-23 0712627-24	STRINGER-UPPER TAILCONE AFT ----- STRINGER-UPPER TAILCONE AFT -----	1 1	E C
- 19	0712646-1 0712646-2	STRINGER-UPPER TAILCONE FWD ----- STRINGER-UPPER TAILCONE FWD -----	1 1	E C
- 20	0712653-1	STRINGER-LH -----	1	
- 21	0712653-2	STRINGER-RH -----	1	
- 22	0712653-3	STRINGER-LH -----	1	
- 23	0712653-4	STRINGER-RH -----	1	
- 24	0712647-3	STRINGER-LH -----	1	
- 25	0712647-4	STRINGER-RH -----	1	
- 26	0712627-13	STRINGER-LH -----	1	
- 27	0712627-14	STRINGER-RH -----	1	
- 28	0712627-11	STRINGER-LH -----	1	
- 29	0712627-12	STRINGER-RH -----	1	
- 30	0712627-9	STRINGER-LH -----	1	
- 31	0712627-10	STRINGER-RH -----	1	
- 32	0712627-7 0712627-25	STRINGER-LH ----- STRINGER-LH -----	1 1	E C
- 33	0712627-8 0712627-26	STRINGER-RH ----- STRINGER-RH -----	1 1	E C
- 34	0712627-5	STRINGER-LH AFT -----	1	
- 35	0712627-6	STRINGER-RH AFT -----	1	
- 36	0712627-3	STRINGER-LH FWD -----	1	
- 37	0712627-4	STRINGER-RH FWD -----	1	
- 38	0712627-1	STRINGER-LH -----	1	
- 39	0712627-2	STRINGER-RH -----	1	
- 40	0712627-21	STRINGER-BOTTOM FORWARD -----	1	
- 41	0712627-22	STRINGER-BOTTOM AFT -----	1	
- 42	0712607-8	DOUBLER-ACCESS DOOR -----	1	
- 43	NAS697A08	NUTPLATE -----	6	
- 44	NAS698A08	NUTPLATE -----	4	
- 45	0712607-9	DOOR-ACCESS -----	1	
		ATTACHING PARTS		
- 46	AN520-8R6	SCREW -----	10	
- 47	0712607-7 0712527-1	DOUBLER ----- DOUBLER -----	1 1	E C

CONTINUED ON NEXT PAGE

FIGURE AND INDEX NO.	PART NUMBER	DESCRIPTION	UNITS PER ASSY	USABLE ON CODE		
					1	2
29B-48	0712504-7	SKIN-LOWER FORWARD LH -----	1			
-49	0712504-4	SKIN-LOWER FORWARD R.H. -----	1			
-50	0712504-5	SKIN-LOWER AFT LH -----	1			
	0712504-6	SKIN-LOWER AFT RH -----	1			
-51	0712504-3	SKIN-UPPER FORWARD -----	1			
-52	0712504-2	SKIN-UPPER AFT -----	1	E		
	0712504-10	SKIN-UPPER AFT -----	1	C		
-53	1212002-1	CHANNEL ASSEMBLY-DORSAL FIN -----	1	E		
	1231052-1	BRACKET ASSY-DORSAL FIN -----	1	C		
	NAS686A08	NUTPLATE -----	2	C		
-54	NAS697A08K	NUTPLATE -----	11	E		
	NAS697A08K	NUTPLATE -----	14	C		
-55	NAS696A08K	NUTPLATE -----	2	E		
	NAS696A08K	NUTPLATE -----	1	C		
	NAS698A08K	NUTPLATE -----	1	C		
-56	S1048-2	DOUBLER ASSEMBLY -----	1			
	NAS395-14-3	NUTPLATE -----	6			
-57	S225-5	PLATE INSPECTION -----	1			
		ATTACHING PARTS -----				
-58	S1021Z8-6	SCREW -----	6			
		---*---				
-59	S1862-1	NUTPLATE TIN -----	6			
-60	0712506-1	SHIELF ASSEMBLY-RADIO -----	1			
-61	0712507-1	STIFFENER -----	1			
-62	0712507-2	STIFFENER -----	2			
-63	0712626-4	STIFFENER -----	1			
	S1741-1	ANCHOR -----	3			
-64	S225-1	PLATE -----	1			
		ATTACHING PARTS -----				
	S1878-1	STUD UC -----	3			
		---*---				
-65	0712514-1	FLOORBOARD ASSEMBLY -----	1			
-66	S225-1	PLATE -----	2			
		ATTACHING PARTS -----				
	S1878-1	STUD UC -----	3			
		---*---				
-66A	S225-7	PLATE -----	1			
		ATTACHING PARTS -----				
	S1878-1	STUD -----	3			
		---*---				
-67	0712510-1	STIFFENER -----	4			
-68	SEE FIG 30	BATTERY BOX INSTALLATION -----	1			
-69	0712509-1	STIFFENER-LH -----	1			
-70	0712515-1	GUSSET-LH -----	1			
-71	0712607-6	GUSSET-RH -----	1			
-72	CR163-4-4	RIVET-CHERRY -----	4			
-73	CR163-4-2	RIVET-CHERRY -----	9			
-74	0712520-1	STIFFENER-LH -----	1	B		
-75	0712520-2	STIFFENER-RH -----	1	B		
-76	0712519-1	GUSSET-LH -----	1	B		
-77	0712519-2	GUSSET-RH -----	1	B		
-78	1260474-1	BRACKET-ELT MOUNTING -----	1	D		

A---182 SERIAL 18260446 THRU 18260825
 B---182 SERIAL 18260826 THRU 18261530
 A182 SERIAL A182-0137 & ON
 C---182 SERIAL 18261531 & ON
 D---182 SERIAL 18260826 & ON
 E---182 SERIAL 18260446 THRU 18261530

This page intentionally left blank.

Fuselage (Cont)

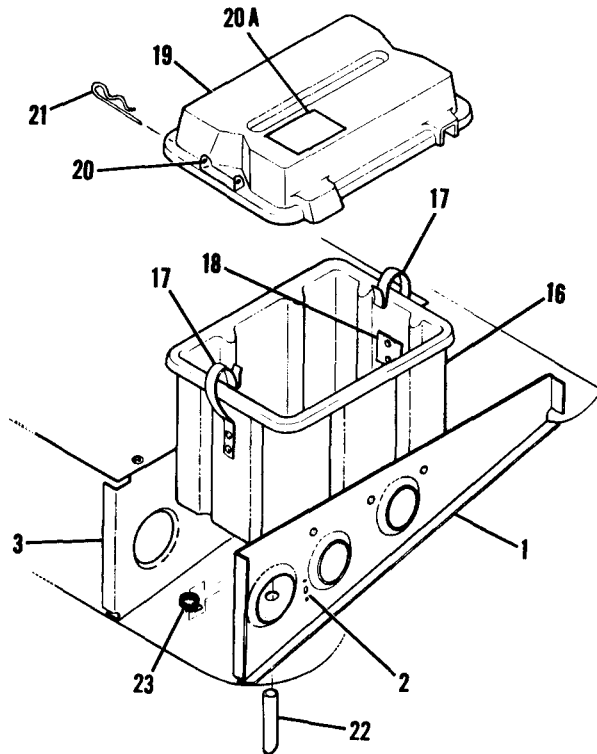
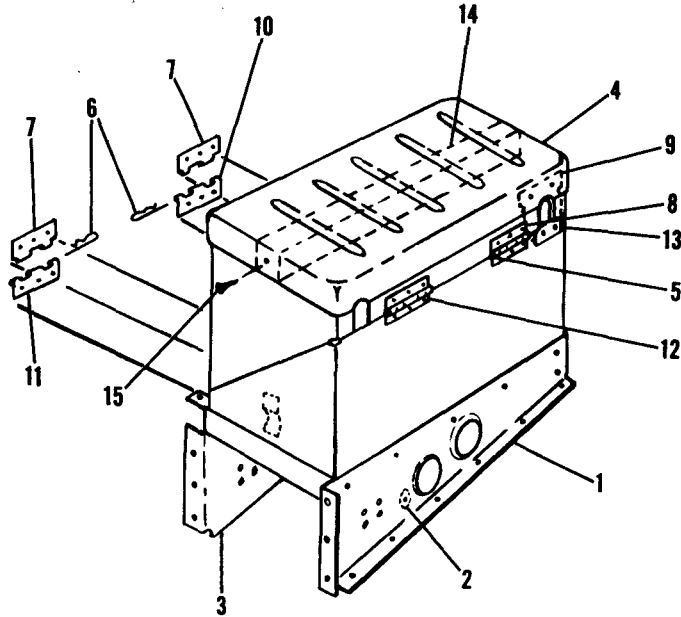
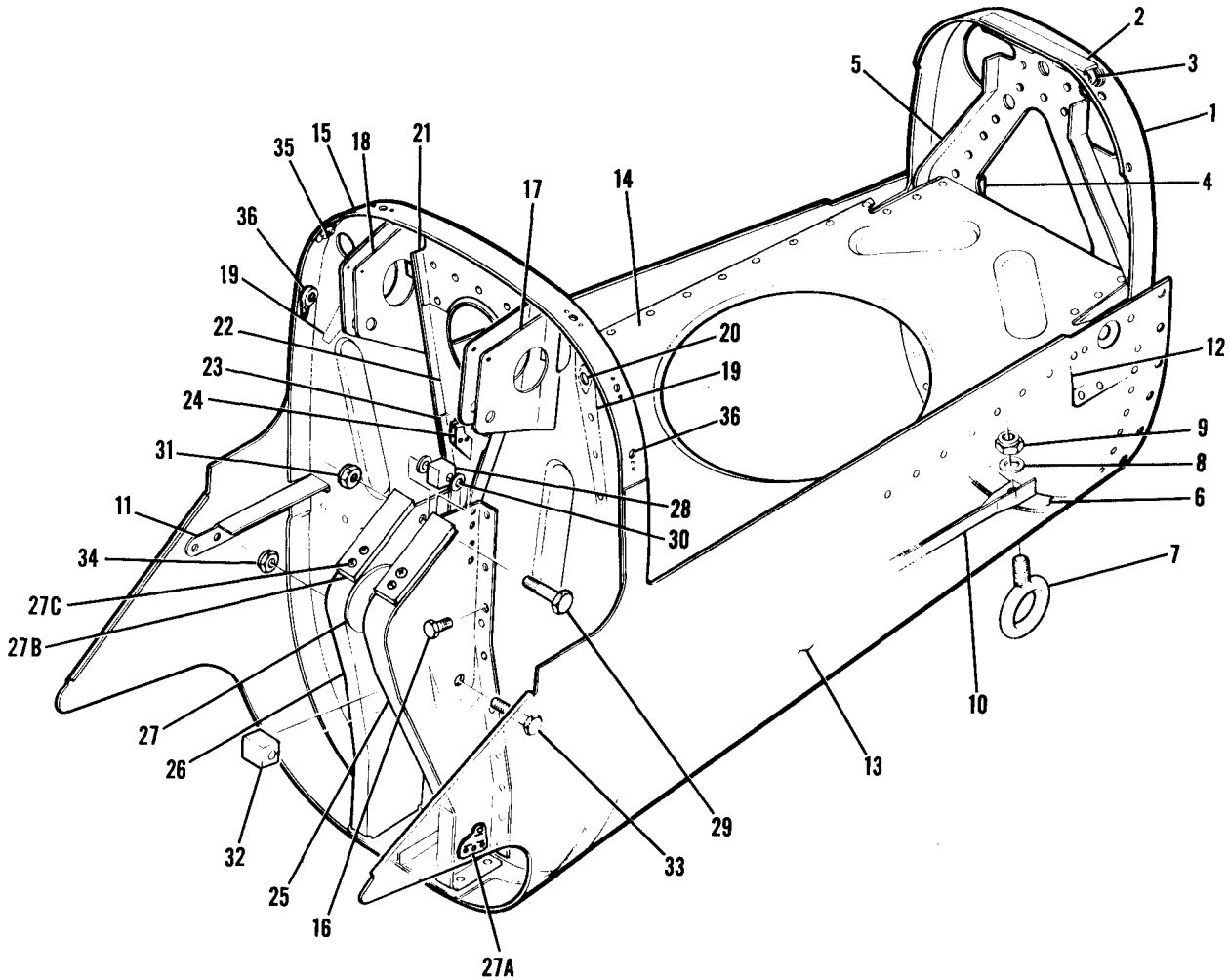


Figure 30. Battery Box Installation

FIGURE AND INDEX NO.	PART NUMBER	DESCRIPTION	UNITS PER ASSY	USABLE ON CODE
		1 2 3 4 5 6 7		
30 -		BATTERY BOX INSTALLATION -----	NP	
- 1	0712513-1	BULKHEAD ASSEMBLY-BATTERY -----	1	E
	0712631-1	BULKHEAD ASSEMBLY-BATTERY BOX -----	1	C
	0712631-7	BULKHEAD ASSEMBLY-BATTERY BOX -----	1	D
- 2	NAS680A4	NUTPLATE -----	1	
	MS35489-9S	GROMMET -----	1	E
- 3	0712631-6	BULKHEAD-BATTERY BOX -----	1	F
	0712513-4	BULKHEAD ASSY RH-BATTERY BOX -----	1	E
	S2034-1	MOUNT -----	1	
		ATTACHING PARTS		
	S1022Z8-8	SCREW -----	1	
		---*---		
- 4	0712632-1	BOX ASSEMBLY-BATTERY -----	1	A
- 5	0412151-5	PIN-HINGE -----	2	
- 6	AN415-2	PIN-LOCK -----	2	
	0412147	BOX ASSEMBLY-UPPER -----	1	
- 7	0412151-1	HINGE HALF-LOWER -----	2	
- 8	0412151-4	HINGE HALF-UPPER -----	2	
- 9	0412470	INSULATOR -----	1	
	0712632-2	BOX ASSEMBLY-LOWER -----	1	
-10	0412151-2	HINGE HALF-LOWER AFT -----	1	
-11	0412151-3	HINGE HALF-LOWER FORWARD -----	1	
-12	0412151-1	HINGE HALF-UPPER -----	2	
-13	0412471-3	INSULATOR -----	1	
	S1495-6	TUBE-BATTERY DRAIN 3.0 IN LG BULK ITEM -----	1	
		REF S307-10-0030 WHEN EXHAUSTED USE S1495-10		
	S1495-10	HOSE-3 IN LG BULK ITEM REF S1495-10-3.00 -----	1	
	NAS397-8	CLAMP -----	1	
		---*---		
-14	0413279	SPACER -----	1	
		ATTACHING PARTS		
-15	AN545-6R4	SCREW -----	2	
		---*---		
	0512167-30	BOX ASSEMBLY-BATTERY -----	1	B
-16	0512167-29	BASE ASSEMBLY-BATTERY BOX -----	1	
-17	0512167-10	LATCH-SPRING -----	2	
-18	0512167-17	PLATE-BACKING -----	2	
-19	0512167-27	COVER ASSEMBLY-BATTERY BOX -----	1	
-20	0413307-13	CATCH -----	2	
-20A	1213535-1	PLACARD -----	1	
-21	AN415-2	PIN-LATCH -----	2	
-22	S1495-6	HOSE-DRAIN 2.75 IN LG BULK ITEM REF S1495-6-2.75 -----	1	B
		S-1071-4-2.75		
		ATTACHING PARTS		
-23	NAS397-10	CLAMP -----	1	B
		---*---		
-24	0712626-1	SHELF-RADIO -----	1	F
		A---182 SERIAL 18253599 THRU 18254423		
		B---182 SERIAL 18254424 & ON		
		A182 SERIAL A182-0001 & ON		
		C---182 SERIAL 18253599 THRU 18255058		
		D---182 SERIAL 18255059 THRU 18260445		
		A182 SERIAL A182-0001 & ON		
		E---182 SERIAL 18260446 & ON		
		F---182 SERIAL 18253599 THRU 18260445		
		A182 SERIAL A182-0001 & ON		

Fuselage (Cont)

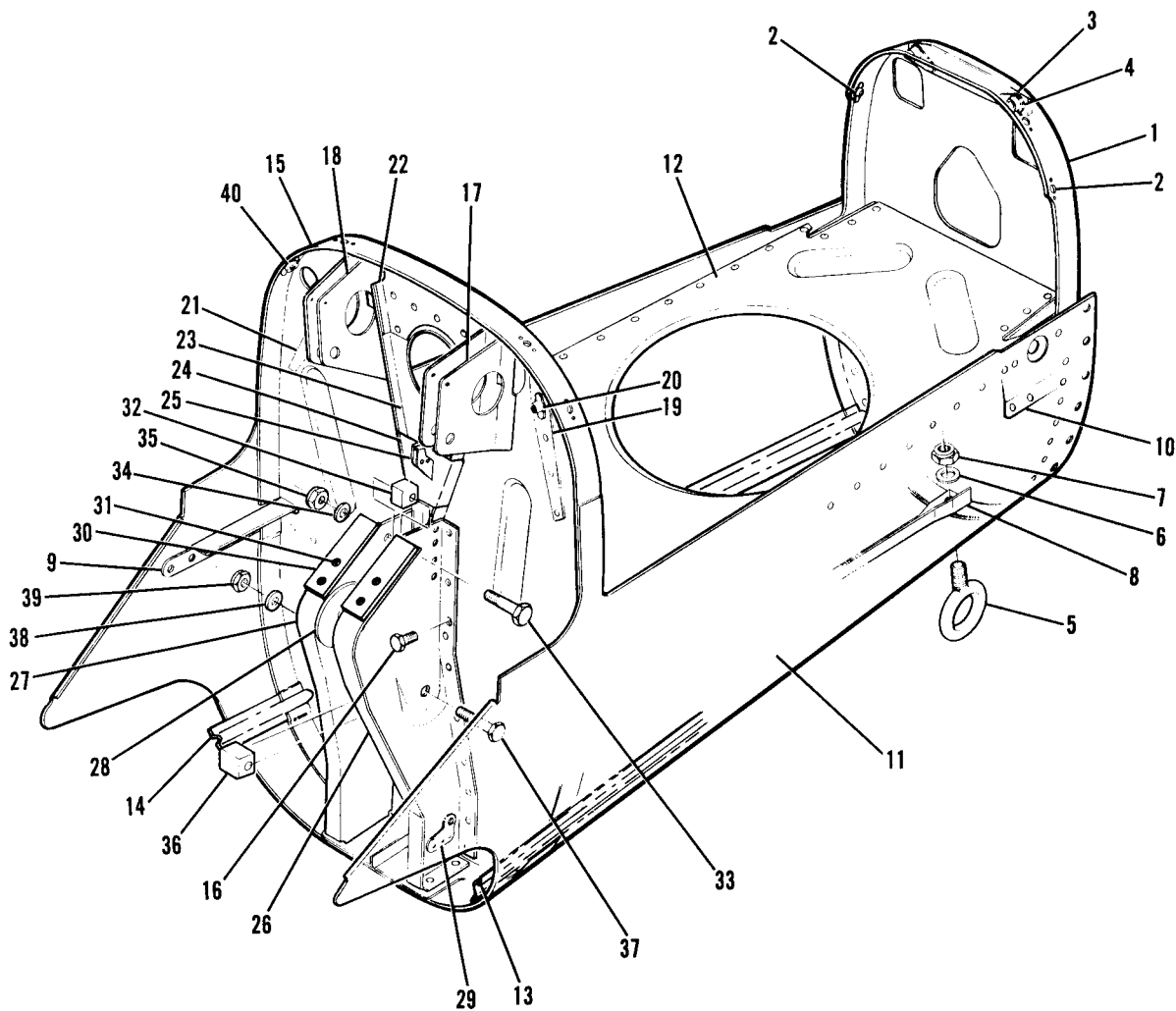


182 SERIAL 18253599 THRU 18261530

Figure 31. Aft Tailcone Assembly Sta. 209.00 to 230.187

FIGURE AND INDEX NO.	PART NUMBER	DESCRIPTION	UNITS PER ASSY	USABLE ON CODE
		1 2 3 4 5 6 7		
31 -	0712628-2	AFT TAILCONE ASSEMBLY-FUSELAGE STA 209.00 TO 230.187 -----	1	C
	0712628-4	AFT TAILCONE ASSEMBLY-FUSELAGE STA 209.00 TO 230.187 -----	1	D
- 1	0712616-1	BULKHEAD ASSEMBLY-FUSELAGE STA 230.187 -----	1	C
	0712616-7	BULKHEAD ASSEMBLY-FUSELAGE STA 230.187 -----	1	D
- 2	0712616-5	STIFFENER -----	1	
- 3	NAS696A3	NUT -----	2	
- 4	0712616-6	DOUBLER -----	1	
- 5	0712616-4	STIFFENER -----	1	C
	0712616-9	STIFFENER -----	1	D
- 6	0712616-3	REINFORCEMENT -----	1	
- 7	0422344	EYEBOLT-MOORING -----	1	
		ATTACHING PARTS -----		
- 8	AN960-516L	WASHER -----	1	
- 9	NAS679A5	NUT -----	1	
		*-----		
-10	0712619-1	STRINGER-AFT TAILCONE -----	1	
-11	0712618-2	ANGLE-BULKHEAD SUPPORT RH -----	1	
	0712618-1	ANGLE-BULKHEAD SUPPORT LH -----	1	
-12	0712629-1	BRACKET-LH -----	1	
	0712629-2	BRACKET-RH -----	1	
-13	0712628-3	SKIN-AFT TAILCONE -----	1	
-14	0712617-2	BULKHEAD-HORIZONTAL -----	1	
	0712642-1	SUPPORT ASSEMBLY -----	1	
-15	0712615-1	BULKHEAD ASSEMBLY-FUSELAGE STA 209.00 -----	1	
		ATTACHING PARTS -----		
-16	AN3-5A	BOLT -----	2	
	AN960-10	WASHER -----	2	
	MS21044N3	NUT -----	2	
		*-----		
-17	0760621-1	BRACKET-PULLEY LH -----	1	
-18	0760621-2	BRACKET-PULLEY RH -----	1	
		ATTACHING PARTS -----		
	AN3-3A	BOLT -----	1	
	MS21044N3	NUT -----	1	
		*-----		
-19	1212003-1	DOUBLER -----	2	
-20	NAS697A4	NUTPLATE -----	2	
-21	0712622-2	REINFORCEMENT-BULKHEAD -----	1	
-22	0712620-1	DOUBLER-FIN SUPPORT -----	1	
-23	0712636-1	SUPPORT-PULLEY BRACKET -----	1	
-24	0412467	BRACKET-ELEVATOR TAB CONTROL PULLEY -----	1	
-25	0712621-5	BRACKET ASSEMBLY-ELEVATOR BELLCRANK LH -----	1	A
	0712621-7	BRACKET ASSEMBLY-ELEVATOR BELLCRANK LH -----	1	B
-26	0712621-6	BRACKET ASSEMBLY-ELEVATOR BELLCRANK RH -----	1	A
	0712621-8	BRACKET ASSEMBLY-ELEVATOR BELLCRANK RH -----	1	B
-27	0712306-5	DOUBLER -----	1	
-27A	0712650-1	BRACKET-ELEVATOR SPRING -----	1	
-27B	0760129-1	STRIP -----	2	B
		ATTACHING PARTS -----		
-27C	AN515-6R6	SCREW -----	2	B
	NAS679A06	NUT -----	2	B
		*-----		
-28	0510146-8	SPACER-RUDDER BELLCRANK STOP -----	1	
		ATTACHING PARTS -----		
-29	AN4-12A	BOLT -----	1	
-30	AN960-416	WASHER -----	2	
-31	NAS679A4	NUT -----	1	
		*-----		
-32	0510146-3	SPACER-RUDDER BELLCRANK STOP -----	1	
		ATTACHING PARTS -----		
-33	AN4-14A	BOLT -----	1	
-34	NAS679A4	NUT -----	1	
		*-----		
-35	NAS697A08	NUTPLATE -----	4	
-36	NAS696A08	NUTPLATE -----	2	
		A---182 SERIAL 18253599 THRU 18260055 A182 SERIAL A182-0001 THRU A182-0116		
		B---182 SERIAL 18260056 THRU 18261530 A182 SERIAL A182-0117 THRU A182-0146		
		C---182 SERIAL 18253599 THRU 18260445 A182 SERIAL A182-0001 THRU A182-0116		
		D---182 SERIAL 18260446 THRU 18261530 A182-0117 THRU A182-0146		

Fuselage (Cont)



182 SERIAL 18261531 & ON

Figure 31A. Aft Tailcone Assembly Sta. 209.00 to 230.187

FIGURE AND INDEX NO.	PART NUMBER	DESCRIPTION	UNITS PER ASSY	USABLE ON CODE
		1 2 3 4 5 6 7		
31A-	0712525-2	AFT TAILCONE ASSY-FUSELAGE STA 209.00 TO STA 230.187 -----	1	
- 1	0712523-1	BULKHEAD ASSY-FUSELAGE STA 230.187 -----	1	
- 2	NAS697A08	NUTPLATE -----	4	
- 3	0712528-1	DOUBLER ASSY -----	1	
- 4	NAS696A3	NUTPLATE -----	2	
- 5	0422344	EYEBOLT-MOORING -----	1	
		ATTACHING PARTS		
- 6	AN960-516L	WASHER -----	1	
- 7	NAS679A5	NUT -----	1	
		*-----		
- 8	0712619-2	STRINGER-AFT TAILCONE -----	1	
- 9	0712618-4	ANGLE-BULKHEAD SUPPORT RH -----	1	
	0712618-3	ANGLE-BULKHEAD SUPPORT LH -----	1	
-10	0712524-1	BRACKET LH-STABILIZER ATTACH -----	1	
	0712524-2	BRACKET RH-STABILIZER ATTACH -----	1	
-11	0712525-3	SKIN-AFT TAILCONE -----	1	
-12	0712522-1	BULKHEAD ASSY-HORIZONTAL -----	1	
	0712522-3	SUPPORT ASSEMBLY -----	1	
	NAS680A3	NUTPLATE -----	2	
-13	0712526-1	STRINGER-AFT TAILCONE LH -----	1	
-14	0712526-2	STRINGER-AFT TAILCONE RH -----	1	
-15	0712615-3	BULKHEAD ASSY-FUSELAGE STA 209.00 -----	1	
		ATTACHING PARTS		
-16	AN3-5A	BOLT -----	2	
	AN960-10	WASHER -----	2	
		*-----		
-17	0760621-1	BRACKET-PULLEY LH -----	1	
-18	0760621-2	BRACKET-PULLEY RH -----	1	
		ATTACHING PARTS		
	AN3-3A	BOLT -----	1	
	MS21044N3	NUT -----	1	
		*-----		
-19	1212127-1	DOUBLER ASSY-FWD 1 RH & 1 LH -----	2	
-20	NAS697A4	NUTPLATE -----	1	
-21	1212127-3	DOUBLER-AFT 1 RH & 1 LH -----	2	
-22	1212126-1	DOUBLER-BULKHEAD -----	1	
-23	0712521-1	DOUBLER-FIN SUPPORT -----	1	
-24	0712636-1	SUPPORT-PULLEY BRACKET -----	1	
-25	0412467	BRACKET-ELEVATOR TAB CONTROL PULLEY -----	1	
-26	0712621-7	BRACKET ASSY-ELEVATOR BELLCRANK LH -----	1	
-27	0712621-8	BRACKET ASSY-ELEVATOR BELLCRANK RH -----	1	
-28	0712306-5	DOUBLER -----	1	
-29	0712650-1	BRACKET-ELEVATOR SPRING -----	1	
-30	0760129-1	STRIP -----	2	
		ATTACHING PARTS		
-31	AN515-6R6	SCREW -----	2	
	NAS679A06	NUT -----	2	
		*-----		
-32	0510146-8	SPACER-RUDDER BELLCRANK STOP -----	1	
		ATTACHING PARTS		
-33	AN4-12A	BOLT -----	1	
-34	AN960-416	WASHER -----	1	
-35	NAS679A4	NUT -----	1	
		*-----		
-36	0510146-3	SPACER-RUDDER BELLCRANK STOP -----	1	
		ATTACHING PARTS		
-37	AN4-14A	BOLT -----	1	
-38	AN960-416	WASHER -----	1	
-39	NAS679A4	NUT -----	1	
		*-----		
-40	NAS697A08	NUTPLATE -----	4	
		A---182 SERIAL 18261531 & ON A182 SERIAL A182-0147 & ON		

Fuselage (Cont)

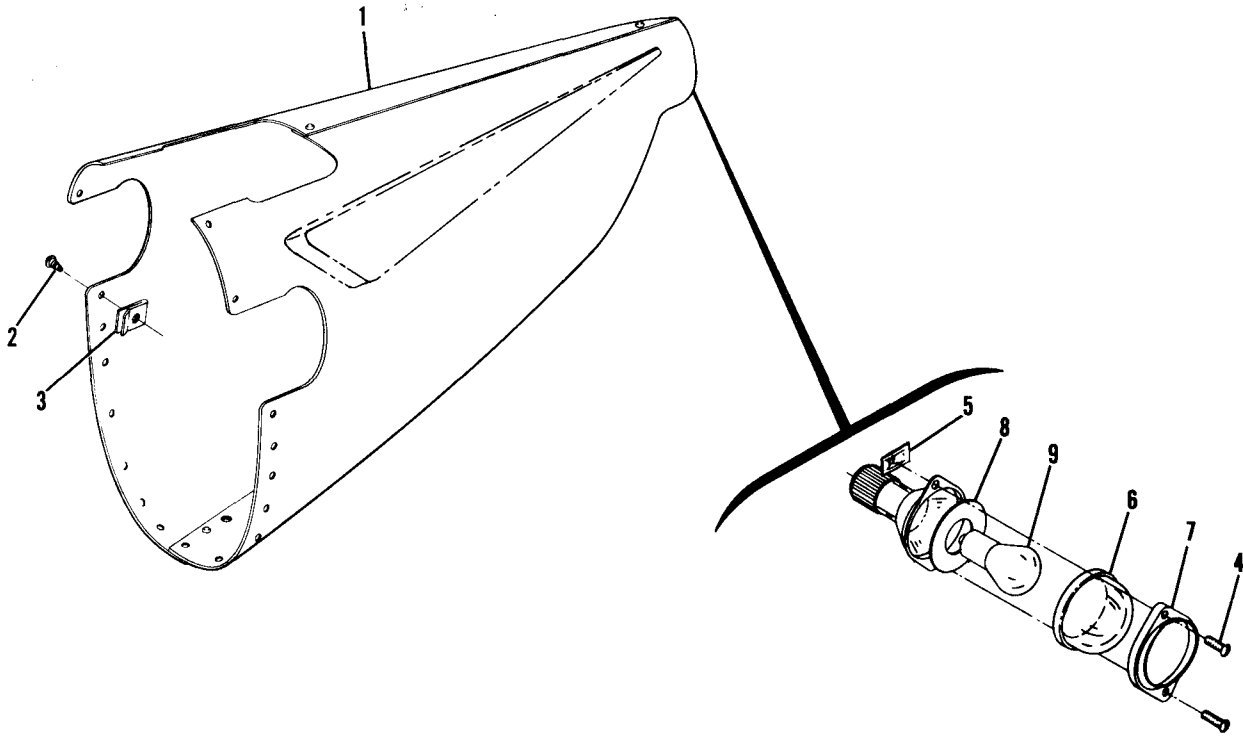


Figure 32. Stinger Installation

FIGURE AND INDEX NO.	PART NUMBER	DESCRIPTION	UNITS PER ASSY	USABLE ON CODE
32 -		STINGER INSTALLATION -----	NP	
- 1	0712635-1 1212010-1-791 1212010-5-791 1212010-11-791	STINGER ASSEMBLY WHEN EXHAUSTED USE 1212010-1-791 ----- STINGER ASSEMBLY WHEN EXHAUSTED USE 1212010-5-791 ----- STINGER ASSEMBLY ----- STINGER ASSEMBLY -----	1 1 1 1	A C D E
- 2	S1021Z8-8	ATTACHING PARTS ----- SCREW -----	15	
- 3	NAS395-14-3	NUT -----	15	
	0433006-7 C6622001-0102	*----- LIGHT ASSEMBLY-TAIL WHEN EXHAUSTED USE C622001-0102 --- LIGHT ASSEMBLY-TAIL ----- ATTACHING PARTS -----	1 1	A B
- 4	S1021Z6R8 AN530-6R10	SCREW -----	2	A
- 5	NAS488-1-3 NAS488-5-3	SCREW ----- NUT ----- NUT -----	2 2 2	A A B
- 6	A4513-1	*----- LENS-CLEAR GMC -----	1	
- 7	C622001-0104	RETAINER-LENS GMC -----	1	
- 8	A2109-3	GASKET GMC -----	1	
- 9	1777 1777	LAMP -----	1 1	A B
		LAMP -----	1	
		A---182 SERIAL 18253599 THRU 18258685 A182 SERIAL A182-0001 THRU A182-0096		
		B---182 SERIAL 18258686 & ON A182 SERIAL A182-0097 & ON		
		C---182 SERIAL 18258686 THRU 18259744 A182 SERIAL A182-0097 THRU A182-0116		
		D---182 SERIAL 18259745 THRU 18261530 A182 SERIAL A182-0117 THRU A182-0146		
		E---182 SERIAL 18261531 & ON A182 SERIAL A182-0147 & ON		

FIGURE AND INDEX NO.	PART NUMBER		DESCRIPTION	UNITS PER ASSY	USABLE ON CODE
			1 2 3 4 5 6 7		
33 -			NOSE GEAR INSTALLATION -----	NP	
- 1	0743600-200 **		SHOCK STRUT ASSEMBLY-NOSE GEAR SEE FIGURE 35 -----	1	C
	0743621-200		SHOCK STRUT ASSEMBLY-NOSE GEAR SEE FIGURE 35 -----	1	D
			ATTACHING PARTS -----		
- 2	AN5-31A		BOLT -----	1	
	NAS679A5		NUT -----	2	
	AN960-516		WASHER -----	2	
- 3	AN5-10A		BOLT -----	1	
			-----*		
- 4	SEE FIG 38		DAMPENER ASSEMBLY-SHIMMY -----	1	
			ATTACHING PARTS -----		
- 5	AN23-19		BOLT -----	1	C
	AN960-10		WASHER -----	1	C
	AN960D416L		WASHER -----	AR	D
	AN320-3		NUT -----	1	C
	AN4-7		BOLT -----	2	D
	NAS75-4-10		BUSHING -----	2	D
	MS24665-132		PIN-COTTER -----	1	
	MS20392-2C23		PIN -----	1	C
	MS20392-2C31		PIN -----	1	D
			-----*		
- 6	SEE FIG 34		STEERING SYSTEM INSTALLATION-NOSE GEAR -----	NP	
- 7	0743604-1		TORQUE ARM ASSEMBLY-NOSE GEAR STEERING -----	1	C
	0743604-4		TORQUE ARM ASSEMBLY-NOSE GEAR STEERING WEU 0743604-6 -----	1	K
	0743604-6		TORQUE ARM ASSEMBLY-NOSE GEAR STEERING -----	1	L
			ATTACHING PARTS -----		
- 8	NAS221-13		SCREW -----	4	
	AN960-10		WASHER -----	4	
	MS21044N3		NUT -----	4	
			-----*		
	GNB4012		BEARING TOR -----	1	
	GNB40120H		BEARING ALTERNATE TOR -----	1	
- 8A	0743628-1		CLOSURE ASSY-NOSE GEAR -----	1	L
- 9	SEE FIG 36		WHEEL ASSEMBLY-NOSE GEAR -----	NP	
	SEE FIG 37		WHEEL ASSEMBLY-NOSE GEAR ALTERNATE -----	NP	
			ATTACHING PARTS -----		
-10	AN5-47		BOLT -----	1	
-11	AN310-5		NUT -----	1	
-12	MS24665-134		PIN-COTTER -----	1	
-13	AN960-516L		WASHER -----	1	
-14	C543001		FERRULE-AXLE BOLT -----	2	
-15	0543037-1		SPACER-AXLE -----	2	
-16	0543003		TUBE-AXLE -----	1	
			-----*		
-17	0743609-201 **		SPEED FAIRING ASSEMBLY-NOSE GEAR -----	1	A
	0743609-8 *		SPEED FAIRING ASSEMBLY-NOSE GEAR -----	1	B
-17A	0743625-14		SPEED FAIRING ASSEMBLY-NOSE GEAR -----	1	G
-17B	0543065-1		SPEED FAIRING ASSEMBLY-NOSE GEAR -----	1	H
			ATTACHING PARTS -----		
-18	AN5-47A		BOLT FOR FAIRING WITH 2.90 BETWEEN MOUNTING FLANGES -----	1	A
	AN5-51A *		BOLT FOR FAIRING WITH 3.24 BETWEEN MOUNTING FLANGES -----	1	B
-18A	AN5-51A		BOLT -----	1	D
-19	AN960-516		WASHER -----	AR	J
-19A	S1450-5-12-035		WASHER -----	2	H
-20	0743009-1		SPACER -----	2	
-21	NAS679A5		NUT -----	1	
-22	0742410-15		STUD WEU 0742410-27 -----	1	J
	0742410-27		STUD -----	1	H
-23	AN310-5		NUT -----	2	
-24	MS24665-136		PIN-COTTER -----	2	
-25	0742410-8		FERRULE -----	2	
			-----*		

CONTINUED ON NEXT PAGE

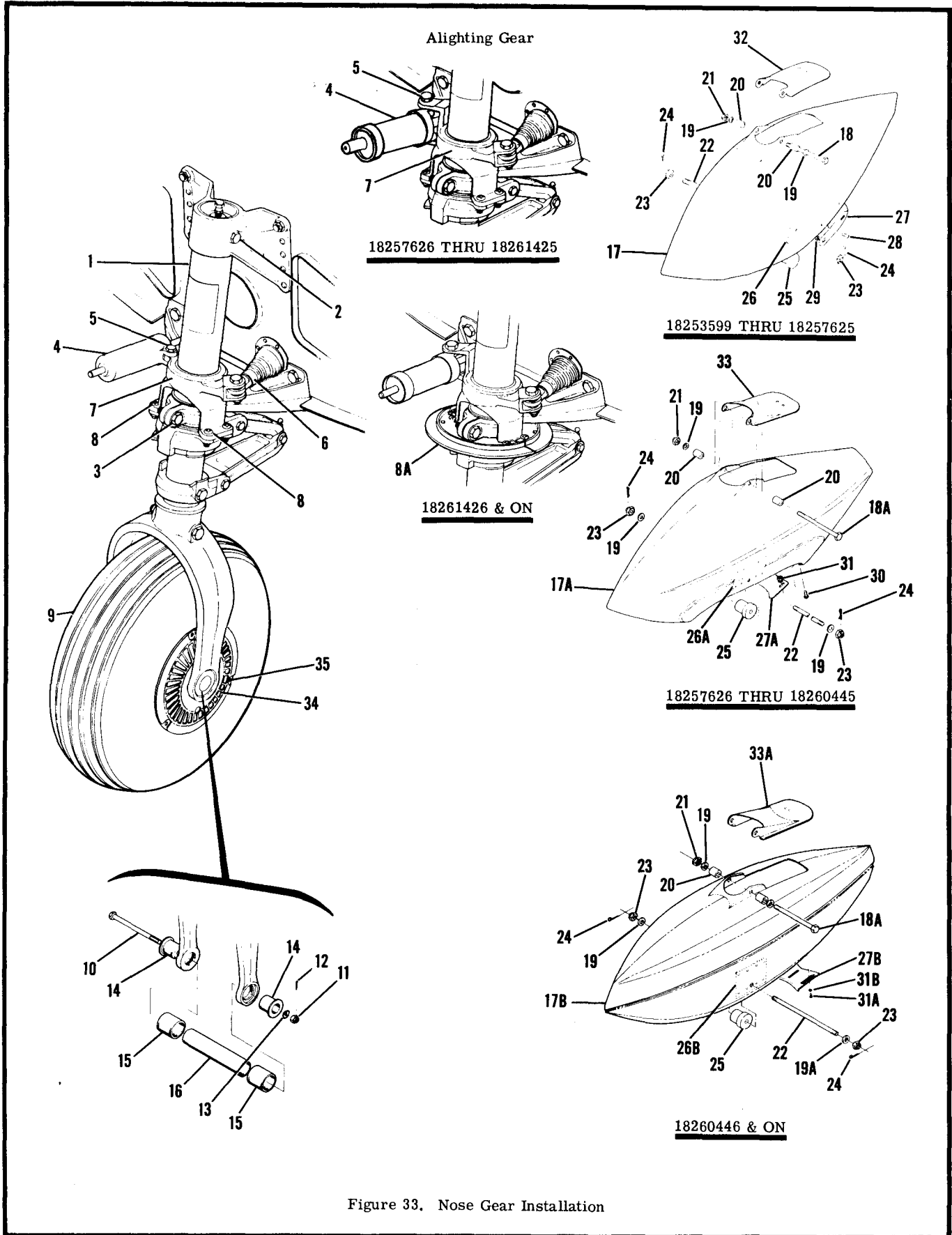


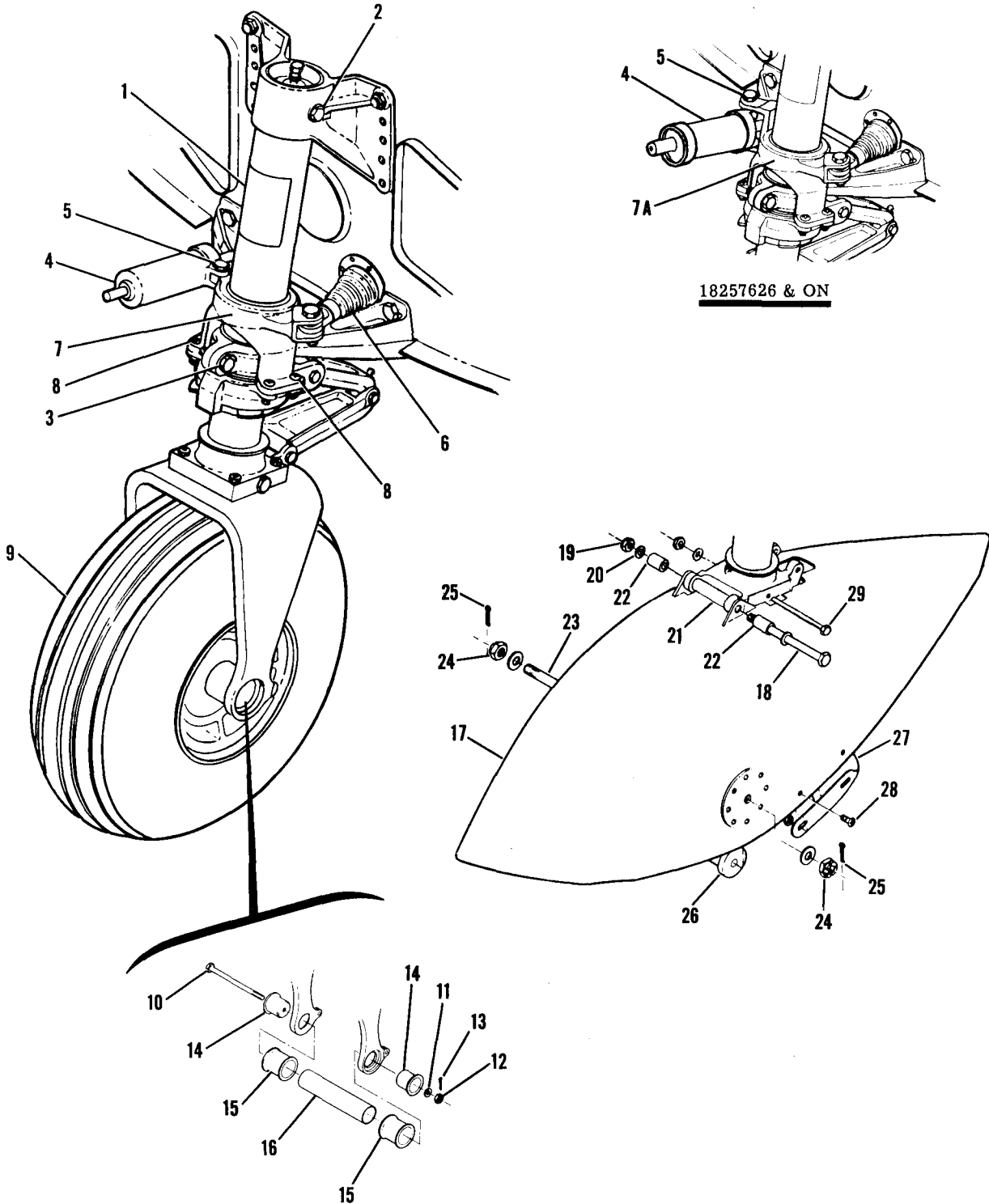
Figure 33. Nose Gear Installation

FIGURE AND INDEX NO.	PART NUMBER	DESCRIPTION	UNITS PER ASSY	USABLE ON CODE
33 -	0743609-202	SPACER -----	2	
-26	0742410-14	DOUBLER -----	2	C
-26A	0743625-9	DOUBLER -----	2	G
-26B	0541207-2	DOUBLER -----	2	H
-27	0743609-6	SCRAPER -----	1	C
-27A	0743625-11	SCRAPER -----	1	G
-27B	0541205-2	SCRAPER -----	1	H
		ATTACHING PARTS		
-28	NAS221-7	SCREW -----	4	C
-29	MS21044N3	NUT -----	4	C
-30	AN520-10R10	SCREW -----	3	G
-31	AN960-10	WASHER -----	3	G
	MS21044N3	NUT -----	3	G
-31A	AN520-10R6	SCREW -----	3	H
-31B	AN960-10	WASHER -----	3	H
	MS21044N3	NUT -----	3	H

-32	0743609-5	COVER PLATE ASSEMBLY FOR FAIRING WITH 2.90 -----	1	A
		BETWEEN MOUNTING FLANGES		
	0743609-10	COVER PLATE ASSEMBLY FOR FAIRING WITH 3.24 -----	1	B
		BETWEEN MOUNTING FLANGES		
-33	0743625-7	COVER PLATE ASSEMBLY -----	1	G
-33A	0743625-15	COVER PLATE ASSEMBLY -----	1	H
-34	0743627-1	HUB CAP-NOSE GEAR VALVE STEM SIDE -----	1	E
	0743627-3	HUB CAP-NOSE GEAR VALVE STEM SIDE -----	1	F
	0743627-2	HUB CAP-NOSE GEAR -----	1	E
	0743627-4	HUB CAP-NOSE GEAR -----	1	F
		ATTACHING PARTS		
-35	AN515-8R4	SCREW -----	3	D
	AN936A8	WASHER -----	3	D

	6241M	EXTENSION VALVE DL -----	1	D
	3680C	EXTENSION VALVE ALTERNATE SV -----	1	D
<p>NOTE. **IF AIRCRAFT IS EQUIPPED WITH NOSE GEAR FAIRING ALSO ORDER PARTS MARKED *. IF OLD FAIRING HAS 2.90 IN DIM BETWEEN MOUNTING FLANGES.</p> <p>NOTE. #0743609-201 FAIRING IS FOR USE ON AIRPLANES THAT HAVE THE ORIGINAL NOSE GEAR FORGING NO. 0543012-497. WHEN ORDERING THIS PART ALSO ORDER 0743609-10 COVER PLATE & ONE AN5-51A BOLT. 0743609-8 FAIRING IS FOR USE ON AIRPLANES THAT HAVE THE REDESIGNED NOSE GEAR FORK FORGING NO. 0442503-497.</p> <p>A---182 SERIAL 18253599 THRU 18254335 THAT HAVE NOT BEEN EQUIPPED WITH 0442503-497 FORK FORGING</p> <p>B---182 SERIAL 18254336 THRU 18257625 & ALL PRIOR AIRPLANES THAT HAVE BEEN EQUIPPED WITH 0442503-497 FORK FORGING</p> <p>C---182 SERIAL 18253599 THRU 18257625 A182 SERIAL A182-0001 THRU A182-0056</p> <p>D---182 SERIAL 18257626 & ON A182 SERIAL A182-0057 & ON</p> <p>E---182 SERIAL 18257626 THRU 18258505 A182 SERIAL A182-0057 THRU A182-0096</p> <p>F---182 SERIAL 18258506 & ON A182 SERIAL A182-0097 & ON</p> <p>G---182 SERIAL 18257626 THRU 18260445 A182 SERIAL A182-0057 & ON</p> <p>H---182 SERIAL 18260446 & ON</p> <p>J---182 SERIAL 18253599 THRU 18260445 A182 SERIAL A182-0001 & ON</p> <p>K---182 SERIAL 18257626 THRU 18261425 A182 SERIAL A182-0057 THRU A182-0136</p> <p>L---182 SERIAL 18261426 & ON A182 SERIAL A182-0137 & ON</p>				

Aligning Gear(Cont)



182 SERIAL 18253599 THRU 18260825

Figure 33A. Heavy Duty Nose Gear Installation

FIGURE AND INDEX NO.	PART NUMBER	DESCRIPTION	UNITS PER ASSY	USABLE ON CODE
		1 2 3 4 5 6 7		
33A-		NOSE GEAR INSTALLATION-HEAVY DUTY -----	NP	A
- 1	SEE FIG 35A	SHOCK STRUT ASSEMBLY-HEAVY DUTY -----	1	
		ATTACHING PARTS -----		
- 2	AN5-31A	BOLT -----	1	
	NAS679A5	NUT -----	2	
	AN960-516	WASHER -----	2	
- 3	AN5-10A	BOLT -----	1	
		-----*		
- 4	SEE FIG 38	DAMPENER ASSEMBLY-SHIMMY -----	1	
		ATTACHING PARTS -----		
- 5	AN23-19	BOLT -----	1	B
	AN960-10	WASHER -----	1	B
	AN960D416L	WASHER -----	AR	C
	AN320-3	NUT -----	1	B
	AN4-7	BOLT -----	2	C
	NAS75-4-10	BUSHING -----	2	C
	MS24665-132	COTTER PIN -----	1	
	MS20392-2C23	PIN -----	1	B
	MS20392-2C31	PIN -----	1	C
		-----*		
- 6	SEE FIG 34	STEERING SYSTEM INSTALLATION-NOSE GEAR -----	NP	
- 7	0743604-1	TORQUE ARM ASSEMBLY-NOSE GEAR STEERING -----	1	B
- 7A	0743604-4	TORQUE ARM ASSEMBLY-NOSE GEAR STEERING -----	1	C
		ATTACHING PARTS -----		
- 8	NAS221-13	SCREW -----	4	
	AN960-10	WASHER -----	4	
	MS21044N3	NUT -----	4	
		-----*		
	GNB4012	BEARING TOR -----	1	
	GNB40120H	BEARING ALTERNATE TOR -----	1	
- 9	SEE FIG 37A	WHEEL ASSEMBLY - 6.00 X 6 HEAVY DUTY -----	1	
		ATTACHING PARTS -----		
-10	AN5-55	BOLT -----	1	
-11	AN960-516L	WASHER -----	1	
-12	AN310-5	NUT -----	1	
-13	MS24665-134	COTTER PIN -----	1	
-14	1442001-2	BUCKET-AXLE BOLT -----	2	
-15	1442002-1	SPACER-AXLE -----	2	
-16	1442001-1	TUBE-AXLE -----	1	
		-----*		
-17	0743618-2	FAIRING ASSEMBLY-NOSE GEAR HEAVY DUTY -----	1	
		ATTACHING PARTS -----		
-18	AN5-56A	BOLT -----	1	
-19	NAS679A5	NUT -----	1	
-20	AN960-516L	WASHER -----	1	
-21	NAS75-5-225	SPACER -----	1	
-22	0743009-1	SPACER TOW BAR -----	2	
-23	1442013-1	STUD -----	1	
-24	AN310-5	NUT -----	2	
-25	MS24665-134	COTTER PIN -----	2	
-26	0743619-1	FERRULE -----	2	
		-----*		
-27	0743618-4	SCRAPER -----	1	
		ATTACHING PARTS -----		
-28	NAS221-7	SCREW -----	4	
	MS21044N3	NUT -----	4	
		-----*		
-29	AN5-34A	BOLT USE WITH FAIRING INSTL ONLY -----	1	
		A---182 SERIAL 18253599 THRU 18260825		
		A182 SERIAL A182-0001 & ON		
		B---182 SERIAL 18253599 THRU 18257625		
		A182 SERIAL A182-0001 THRU A182-0056		
		C---182 SERIAL 18257626 THRU 18260825		
		A182 SERIAL A182-0057 & ON		

Alighting Gear (Cont)

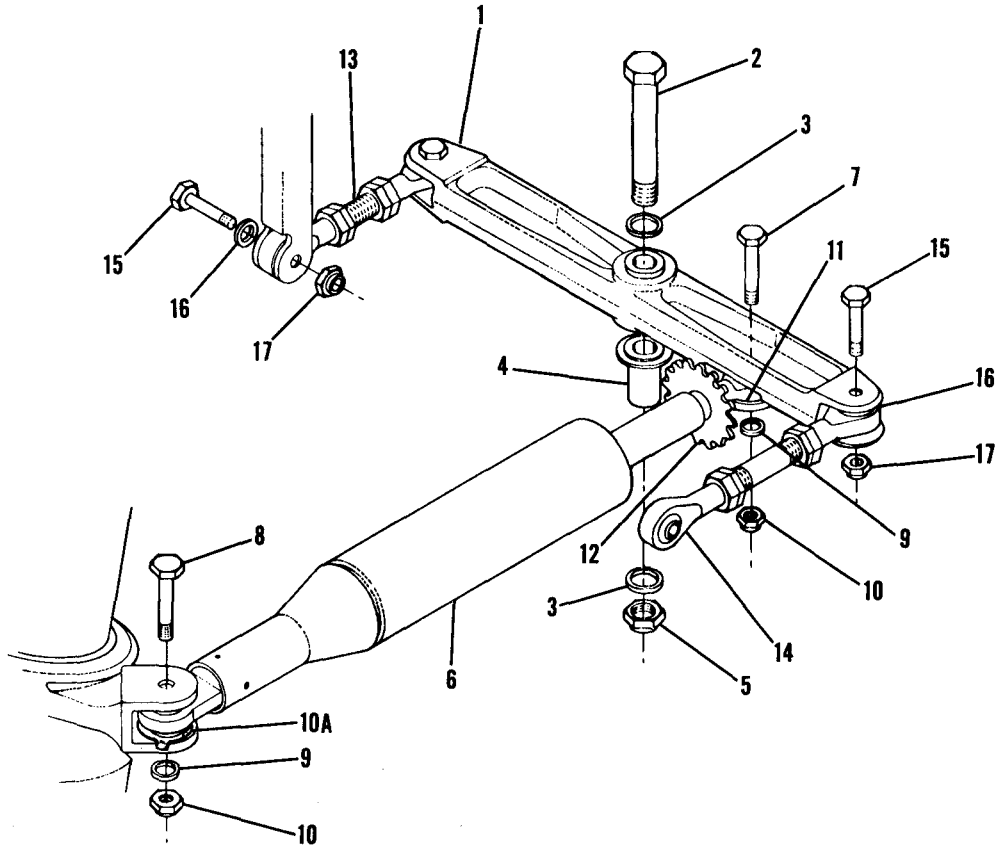
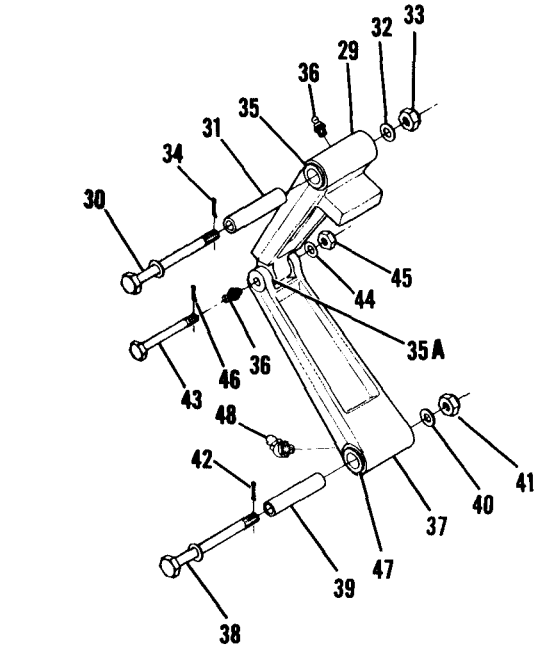


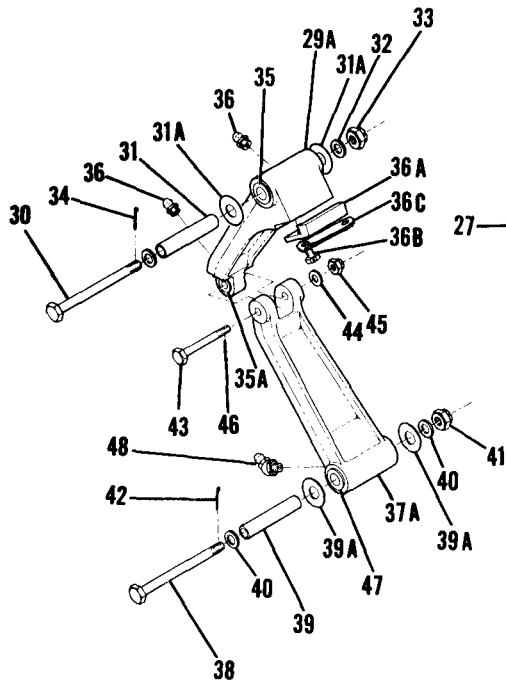
Figure 34. Nose Gear Steering System Installation

FIGURE AND INDEX NO.	PART NUMBER	DESCRIPTION	UNITS PER ASSY	USABLE ON CODE
1 2 3 4 5 6 7				
34 -		STEERING SYSTEM INSTALLATION-NOSE GEAR -----		
- 1	0743602-1	BELLCRANK ASSEMBLY -----	NP	
		ATTACHING PARTS -----	1	
- 2	NAS464P6LA32	BOLT -----	1	
- 3	AN960-616	WASHER -----	2	
- 4	0743610-1	BUSHING -----	1	
- 5	NAS679A6	NUT -----	1	
		*-----		
- 6	0760622-1	BUNGEE ASSEMBLY -----	1	
		ATTACHING PARTS -----		
- 7	AN173-12A	BOLT -----	1	
- 8	AN173-12A	BOLT -----	1	
- 9	AN960-10	WASHER -----	2	
-10	MS21044N3	NUT -----	2	
-10A	0760660-1	POSITIONER -----	1	
		*-----		
-11	M34-14	BEARING HEC -----	1	
-12	0760630-1	SPROCKET -----	1	
		ATTACHING PARTS -----		
	NAS561-4-6	PIN -----	1	
		*-----		
-13	0743608-1	ROD ASSEMBLY-PUSH-PULL RH -----	1	
-14	0743608-2	ROD ASSEMBLY-PUSH-PULL LH -----	1	
		ATTACHING PARTS -----		
-15	AN173-12A	BOLT -----	2	
-16	AN960-10L	WASHER -----	2	
-17	MS21044N3	NUT -----	2	
		*-----		

Alighting Gear (Cont)



18253599 THRU 18257625



18257626 & ON

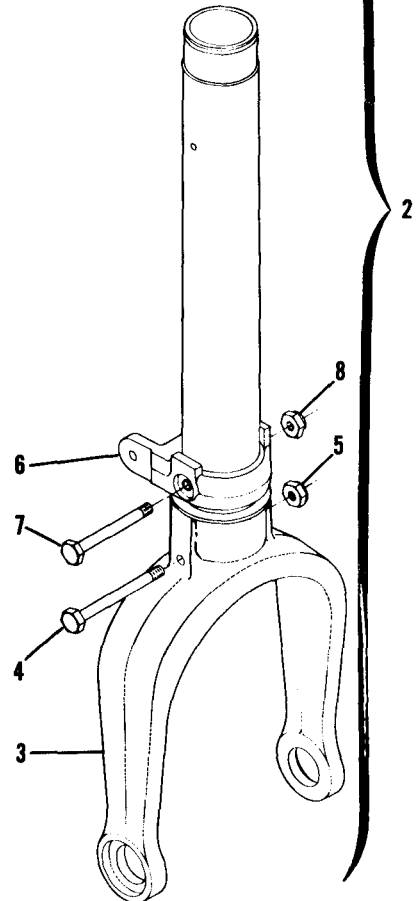
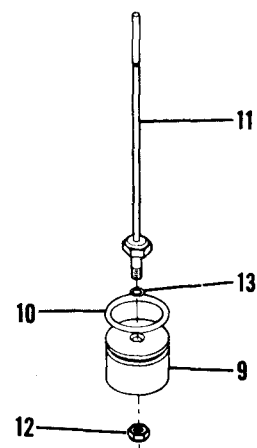
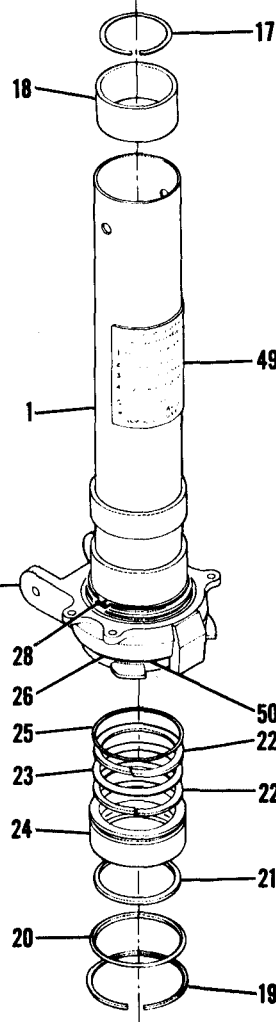
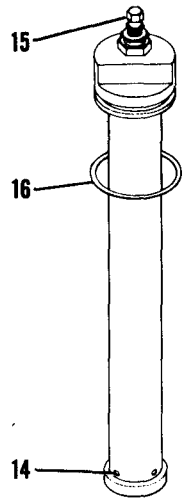


Figure 35. Nose Gear Shock Strut Assembly

FIGURE AND INDEX NO.	PART NUMBER	*	DESCRIPTION	UNITS PER ASSY	USABLE ON CODE
			1 2 3 4 5 6 7		
35 -	0743600-200	*	SHOCK STRUT ASSEMBLY-NOSE GEAR -----	1	A
- 1	0743621-200		SHOCK STRUT ASSEMBLY-NOSE GEAR -----	1	B
- 2	0743607-1		TUBE ASSEMBLY-SHOCK STRUT -----	1	
	0743600-4	*	SHOCK STRUT ASSEMBLY-LOWER -----	1	A
	0743621-4		SHOCK STRUT ASSEMBLY-LOWER -----	1	B
- 3	SK182-34	*	FORK & BARREL ASSEMBLY -----	NP	
			FORK-NOSE GEAR REPLACEMENT KIT -----	1	
			ATTACHING PARTS -----		
- 4	AN5-33A		BOLT -----	1	
- 5	NAS679A5		NUT -----	1	
			-----*		
- 6			FITTING-TORQUE LINK -----	NP	
			ATTACHING PARTS -----		
- 7	AN5-27A		BOLT -----	1	
- 8	NAS679A5		NUT -----	1	
			-----*		
- 9	0743612-1		BASE-METERING PIN -----	1	
-10	AN6227B26		O RING -----	1	
-11	0743613-1		METERING PIN ASSEMBLY -----	1	A
	0743626-5		METERING PIN ASSEMBLY -----	1	B
			ATTACHING PARTS -----		
-12	NAS679A4		NUT -----	1	
-13	AN6227B5		O RING -----	1	
			-----*		
-14			ORIFICE PISTON SUPPORT ASSEMBLY ORDER 0743621-9 -----	1	C
-15	0743621-9		ORIFICE PISTON SUPPORT ASSEMBLY -----	1	D
	0543036-1		VALVE ASSEMBLY -----	1	C
	AN901-5A		O RING -----	1	C
	S1827-1		VALVE ASSEMBLY PIPE THREADS -----	1	D
-16	AN6230B3		O RING -----	1	
-17	0841200-19		LOCK RING -----	1	
-18	1243021-1		BEARING -----	1	
-19	0841200-25		LOCK RING -----	1	
-20	0841200-15		RING-PACK RETAINER -----	1	
-21	S11065-21		RING-SCRAPER SHWS -----	1	
-22	S1628-329		RING-BACK UP -----	2	
-23	AN6227B32		O RING -----	1	
-24	1243626-1		RING-PACK SUPPORT -----	1	
-25	AN6230B6		O RING -----	1	
-26	0543029		WASHER -----	1	
-27	0743601-1		COLLAR ASSEMBLY -----	1	
-28	MS16624-1275		RETAINING RING -----	1	
-29	0743605-1		LINK ASSEMBLY-TORQUE UPPER -----	1	A
-29A	0442506-7		LINK ASSEMBLY-TORQUE UPPER WEU 0442506-12 -----	1	E
	0442506-12		LINK ASSEMBLY-TORQUE UPPER -----	1	F
			ATTACHING PARTS -----		
-30	AN4-31		BOLT -----	1	
-31	0543047-1		SPACER -----	1	
-31A	0543048-1		SHIM -----	AR	
-32	AN960-416L		WASHER -----	AR	
-33	AN310-4		NUT -----	1	
-34	MS24665-134		PIN-COTTER -----	1	
			-----*		
-35	NAS77-6-88		BUSHING -----	2	
-35A	NAS77-3-23		BUSHING -----	2	
-36	AN944-101A		FITTING-LUBRICATOR -----	2	
-36A	0442506-6		STOP LUG -----	2	B
-36B	AN3H3A		BOLT -----	1	B
-36C	0442506-9		SAFETY LUG -----	1	B

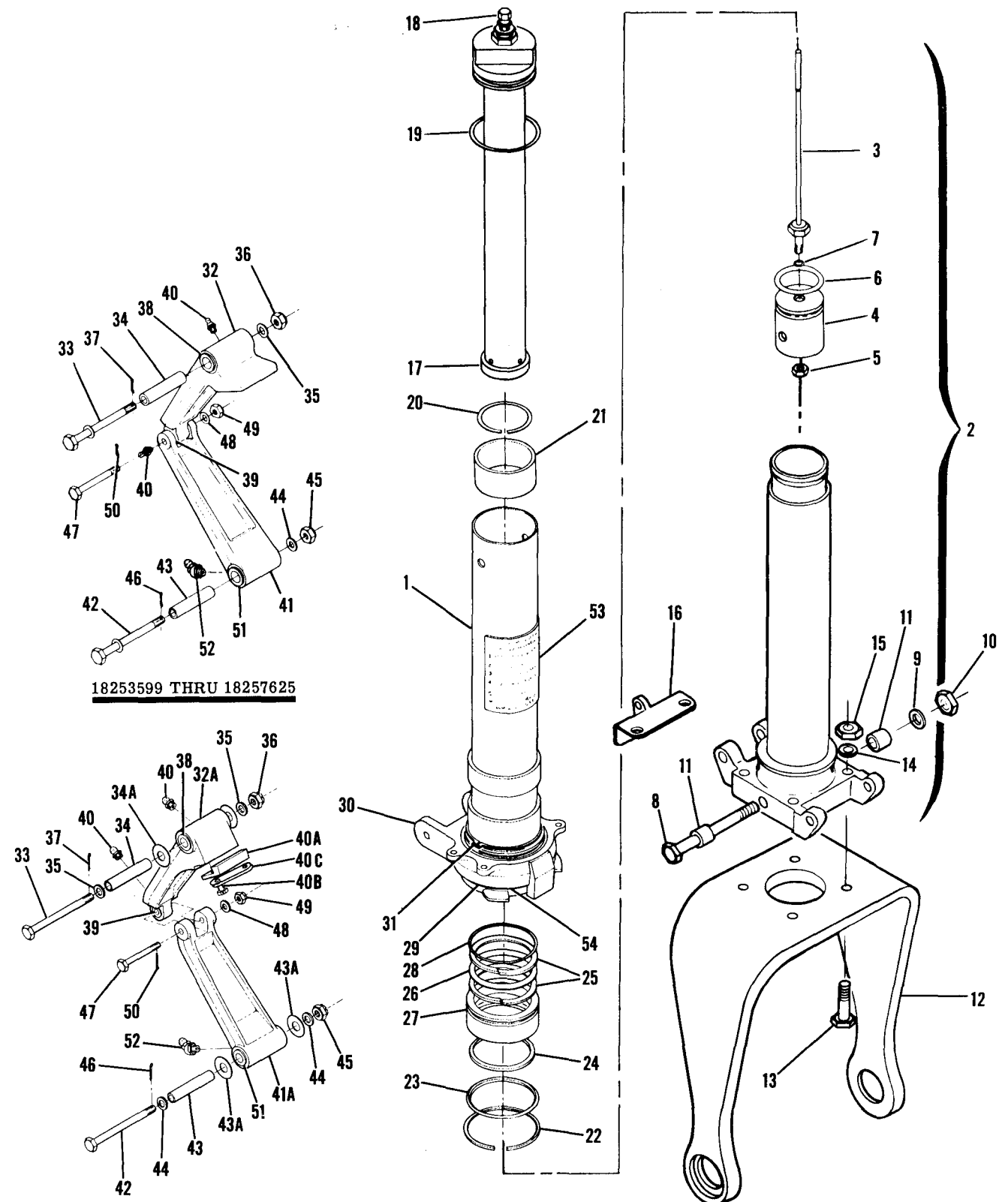
CONTINUED ON NEXT PAGE

FIGURE AND INDEX NO.	PART NUMBER	DESCRIPTION	UNITS PER ASSY	USABLE ON
				CODE
		1 2 3 4 5 6 7		
35 -37	0543035-3	LINK ASSEMBLY-TORQUE LOWER -----	1	A
-37A	0442506-2	LINK ASSEMBLY-TORQUE LOWER -----	1	B
		ATTACHING PARTS		
-38	AN4-31	BOLT -----	1	
-39	0543047-1	SPACER -----	1	
-39A	0543048-1	SHIM -----	AR	
-40	AN960-416L	WASHER -----	AR	
-41	AN310-4	NUT -----	1	
-42	MS24665-134	PIN-COTTER -----	1	
-43	NAS464-3-22	BOLT -----	1	
-44	AN960-10L	WASHER -----	1	
-45	AN310-3	NUT -----	1	
-46	MS24665-132	PIN-COTTER -----	1	
		---*---		
-47	NAS77-6-88	BUSHING -----	2	
-48	MS15002-3	FITTING-LUBRICATOR -----	1	
-49	0543032-1	PLACARD -----	1	A
	0543032-3	PLACARD -----	1	B
-50	1243030-5	SHIM .006 THICK -----	AR	
	1243030-6	SHIM .012 THICK -----	AR	
	1243030-7	SHIM .020 THICK -----	AR	
<p>NOTE. *FOR AIRPLANES PRIOR TO SERIAL 18254336 THAT ARE EQUIPPED WITH SPEED FAIRINGS, ALSO ORDER 0743609-8 SPEED FAIRING, ONE AN5-51A BOLT & ONE 0743609-10 COVER PLATE IF OLD FAIRING HAS 2.90 IN. DIM BETWEEN MOUNTING FLANGES.</p> <p>A---182 SERIAL 18253599 THRU 18257625 A182 SERIAL A182-0001 THRU A182-0056</p> <p>B---182 SERIAL 18257626 & ON A182 SERIAL A182-0057 & ON</p> <p>C---182 SERIAL 18257626 THRU 18259788 A182 SERIAL A182-0057 THRU A182-0116</p> <p>D---182 SERIAL 18259789 & ON A182 SERIAL A182-0117 & ON</p> <p>E---182 SERIAL 18257626 THRU 18261425 A182 SERIAL A182-0057 THRU A182-0136</p> <p>F---182 SERIAL 18261426 & ON A182 SERIAL A182-0137 & ON</p>				

FIGURE AND INDEX NO.	PART NUMBER	DESCRIPTION	UNITS PER ASSY	USABLE ON CODE
		1 2 3 4 5 6 7		
35A-	0743600-202	SHOCK STRUT ASSEMBLY-HEAVY DUTY NOSE GEAR -----	1	A
	0743621-202	SHOCK STRUT ASSEMBLY-HEAVY DUTY NOSE GEAR -----	1	B
- 1	0743607-1	TUBE ASSEMBLY-SHOCK STRUT -----	1	
- 2	0743600-201 *	HUB & BARREL ASSEMBLY-HEAVY DUTY -----	1	A
	0743621-201	HUB & BARREL ASSEMBLY-HEAVY DUTY -----	1	B
- 3	0743613-1	METERING PIN ASSEMBLY -----	1	A
	0743626-5	METERING PIN ASSEMBLY -----	1	B
- 4	0743612-1	METERING PIN BASE -----	1	
- 5	NAS679A4	NUT -----	1	
- 6	AN6227B26	O RING -----	1	
- 7	AN6227B5	O RING -----	1	
- 8	AN5-51A	BOLT -----	1	
- 9	AN960-516L	WASHER -----	1	
-10	NAS679A5	NUT -----	1	
-11	0743009-1	SPACER-TOW BAR -----	2	
-12	1243623-2 *	YOKE-NOSE GEAR FORK -----	1	
		ATTACHING PARTS		
-13	AN5-16A	BOLT FWD -----	2	
	AN5-17A	BOLT AFT -----	2	
-14	AN960-516L	WASHER -----	4	
-15	NAS679A5	NUT -----	4	
		---*---		

CONTINUED ON NEXT PAGE

Aligning Gear (Cont)



18253599 THRU 18257625

18257626 & ON

182 SERIAL 18253599 THRU 18260825

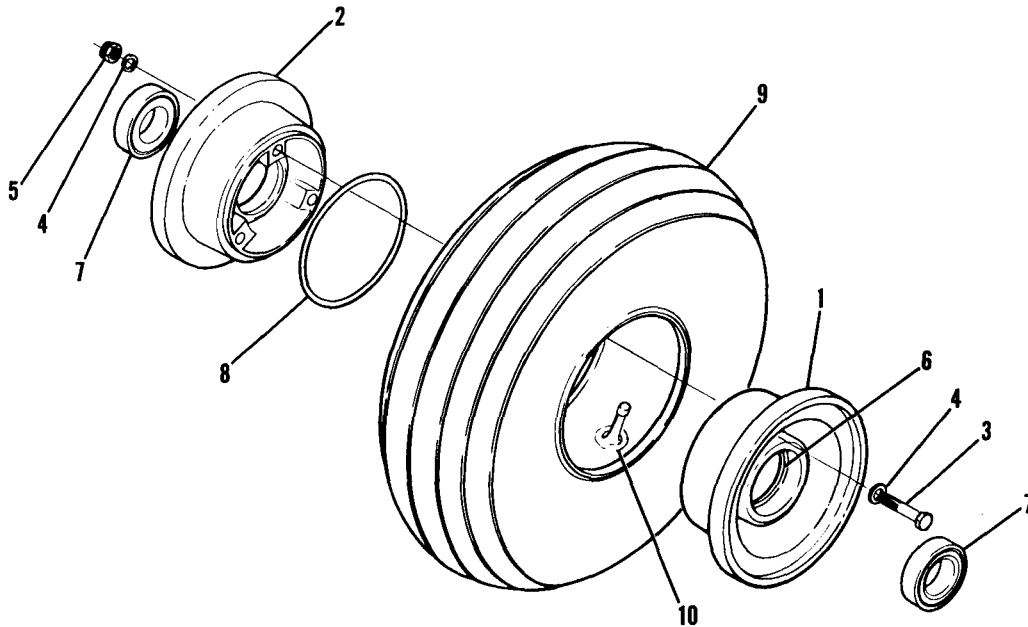
Figure 35A. Nose Gear Shock Strut Assembly - Heavy Duty

FIGURE AND INDEX NO.	PART NUMBER	DESCRIPTION	UNITS PER ASSY	USABLE ON CODE
		1 2 3 4 5 6 7		
35A-16	0842000-44	SCRAPER -----	1	A
-17		ORIFICE PISTON SUPPORT ASSEMBLY ORDER 0743621-9 -----	1	C
	0743621-9	ORIFICE PISTON SUPPORT ASSEMBLY -----	1	D
-18	0543036-1	VALVE ASSEMBLY -----	1	C
	AN901-5A	O RING -----	1	C
	S1827-1	VALVE ASSEMBLY PIPE THREADS -----	1	D
-19	AN6230B3	O RING -----	1	
-20	0841200-19	LOCK RING -----	1	
-21	1243021-1	BEARING -----	1	
-22	0841200-25	LOCK RING -----	1	
-23	0841200-15	RING-PACK RETAINER -----	1	
-24	S11065-21	RING-SCRAPER SHWS -----	1	
-25	S1628-329	RING-BACK UP -----	2	
-26	AN6227B32	O RING -----	1	
-27	1243626-1	RING-PACK SUPPORT -----	1	
-28	AN6230B6	O RING -----	1	
-29	0543029	WASHER -----	1	
-30	0743601-1	COLLAR ASSEMBLY -----	1	
-31	MS16624-1275	RETAINING RING -----	1	
-32	0743605-1	LINK ASSEMBLY-TORQUE UPPER -----	1	A
-32A	0442506-1	LINK ASSEMBLY-TORQUE UPPER -----	1	B
		ATTACHING PARTS		
-33	AN4-31	BOLT -----	1	
-34	0543047-1	SPACER -----	1	
	0543048-1	SHIM -----	AR	
-35	AN960-416L	WASHER -----	AR	
-36	AN310-4	NUT -----	1	
-37	MS24665-134	PIN-COTTER -----	1	

-38	NAS77-6-88	BUSHING -----	2	
-39	NAS77-3-23	BUSHING -----	2	
-40	AN944-101A	FITTING-LUBRICATOR -----	2	
-40A	0442506-8	STOP LUG -----	1	B
-40B	AN3H3A	BOLT -----	2	B
-40C	0442506-9	SAFETY LUG -----	1	B
-41	0543035-3	LINK ASSEMBLY-TORQUE LOWER -----	1	A
-41A	0442506-2	LINK ASSEMBLY-TORQUE LOWER -----	1	B
		ATTACHING PARTS		
-42	AN4-31	BOLT -----	1	
-43	0543047-1	SPACER -----	1	
	0543048-1	SHIM -----	AR	
-44	AN960-416L	WASHER -----	AR	
-45	AN310-4	NUT -----	1	
-46	MS24665-134	PIN-COTTER -----	1	
-47	NAS464-3-22	BOLT -----	1	
-48	AN960-10L	WASHER -----	1	
-49	AN310-3	NUT -----	1	
-50	MS24665-132	PIN-COTTER -----	1	

-51	NAS77-6-88	BUSHING -----	2	
-52	MS15002-3	FITTING-LUBRICATOR -----	1	
-53	0543032-1	PLACARD -----	1	A
	0543032-3	PLACARD -----	1	B
-54	1243030-5	SHIM .006 THICK -----	AR	
	1243030-6	SHIM .012 THICK -----	AR	
	1243030-7	SHIM .020 THICK -----	AR	
<p>NOTE. *WHEN REPLACING THIS PART ON AIRCRAFT PRIOR TO SERIAL 18255447, IT IS NECESSARY TO CONVERT TO 5/16 INCH DIAMETER BOLTS TO ATTACH THE NOSE WHEEL YOKE TO THE HUB. ENLARGE BOLT HOLES IN MATING PART AS NECESSARY FOR CONVERSION</p> <p>A---182 SERIAL 18253599 THRU 18257625 A182 SERIAL A182-0001 THRU A182-0056</p> <p>B---182 SERIAL 18257626 THRU 18260825 A182 SERIAL A182-0057 & ON</p> <p>C---182 SERIAL 18257626 THRU 18259788 A182 SERIAL A182-0057 THRU A182-0116</p> <p>D---182 SERIAL 18259789 THRU 18260825 A182 SERIAL A182-0117 & ON</p>				

Alighting Gear (Cont)

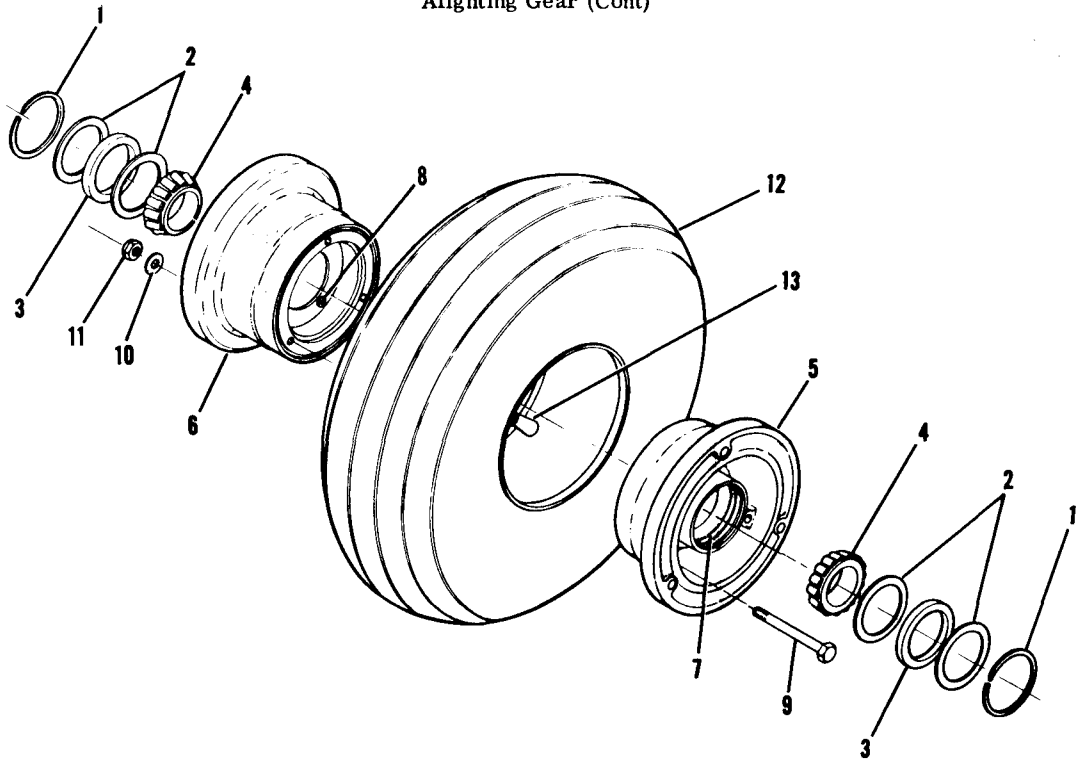


182 SERIAL 18253599 THRU 18255844

Figure 36. Goodyear Nose Wheel Assembly

FIGURE AND INDEX NO.	PART NUMBER	DESCRIPTION	UNITS PER ASSY	USABLE CON CODE
36 -		1 2 3 4 5 6 7 WHEEL ASSEMBLY-NOSE GEAR GOODYEAR -----	NP	C
	0743001-2	WHEEL ASSEMBLY GY 9532669 -----	1	A
	0541183-8	WHEEL ASSEMBLY GY 9532926 -----	1	B
- 1	9532671	WHEEL SUBASSEMBLY-FEMALE GY -----	1	A
	9541898	WHEEL SUBASSEMBLY-FEMALE GY -----	1	B
- 2	9532672	WHEEL SUBASSEMBLY-MALE GY -----	1	A
	9541899	WHEEL SUBASSEMBLY-MALE GY -----	1	B
		ATTACHING PARTS		
- 3	AN4-14A	BOLT -----	3	
- 4	AN960-416	WASHER -----	6	
- 5	22FH-428	NUT SPS -----	3	
		*-----		
- 6	LM67010XL	CUP-BEARING TYR -----	1	
- 7	LM6708XL	CONE-BEARING TYR -----	2	
- 8	AN6230B20	O RING -----	1	A
- 9	C262003-0302	TIRE-TUBELESS 6 PLY RATED -----	1	A
	C262003-0202	TIRE-TUBE TYPE 6 PLY RATED -----	1	B
-10	C262023-0101	TUBE -----	1	B
		A---182 SERIAL 18253599 THRU 18254423		
		B---182 SERIAL 18254424 THRU 18255844		
		C---182 SERIAL 18253599 THRU 18255844		

Alighting Gear (Cont)



182 SERIAL 18255845 & ON
Figure 36A. Cleveland Nose Wheel Assembly

FIGURE AND INDEX NO.	PART NUMBER	DESCRIPTION	UNITS PER ASSY	USABLE ON CODE
36A-		1 2 3 4 5 6 7 WHEEL ASSEMBLY-NOSE GEAR CLEVELAND	NP	A
- 1	1241156-12	WHEEL ASSEMBLY CFP 40-77	1	
- 2	155-2	RING CFP	2	
- 3	153-8	RING-GREASE SEAL CFP	4	
- 4	154-6	GREASE SEAL-FELT CFP	2	
- 5	08125	BEARING CFP	2	
- 6	161-31	WHEEL HALF-MALE CFP	1	
- 7	162-28	WHEEL HALF-FEMALE CFP	1	
- 8	08231	CUP-BEARING CFP	1	
- 9	217-1	GROMMET CFP FEMALE HALF ONLY	1	
- 10	AN4-22A	BOLT	3	
- 11	AN960-416	WASHER	3	
- 12	NAS679A4	NUT	3	
- 13	C262003-0202	TIRE 5.00 X 5 6 PLY RATED	1	
	C262001-0202	TIRE 5.00X5 6 PLY RATED WHITEWALL	1	
	C262023-0101	TUBE 5.00 X 5	1	
A---182 SERIAL 18255845 & ON A182 SERIAL A182-0001 & ON				

Aligning Gear (Cont)

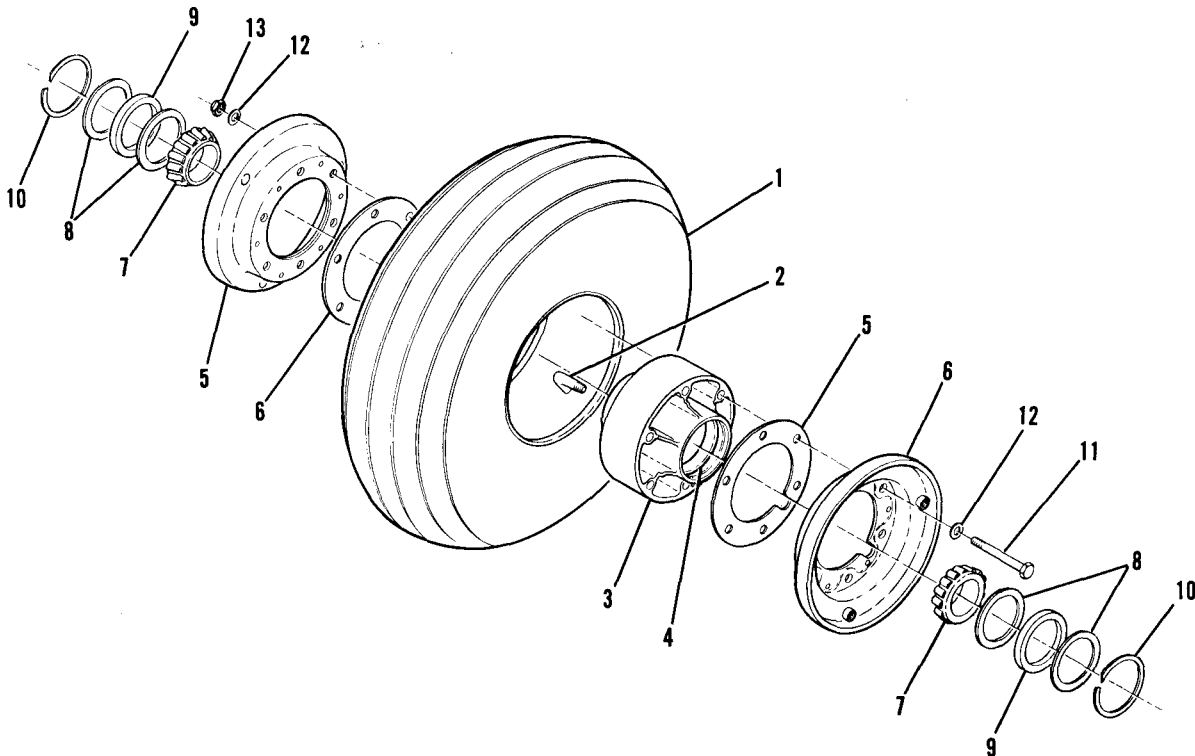
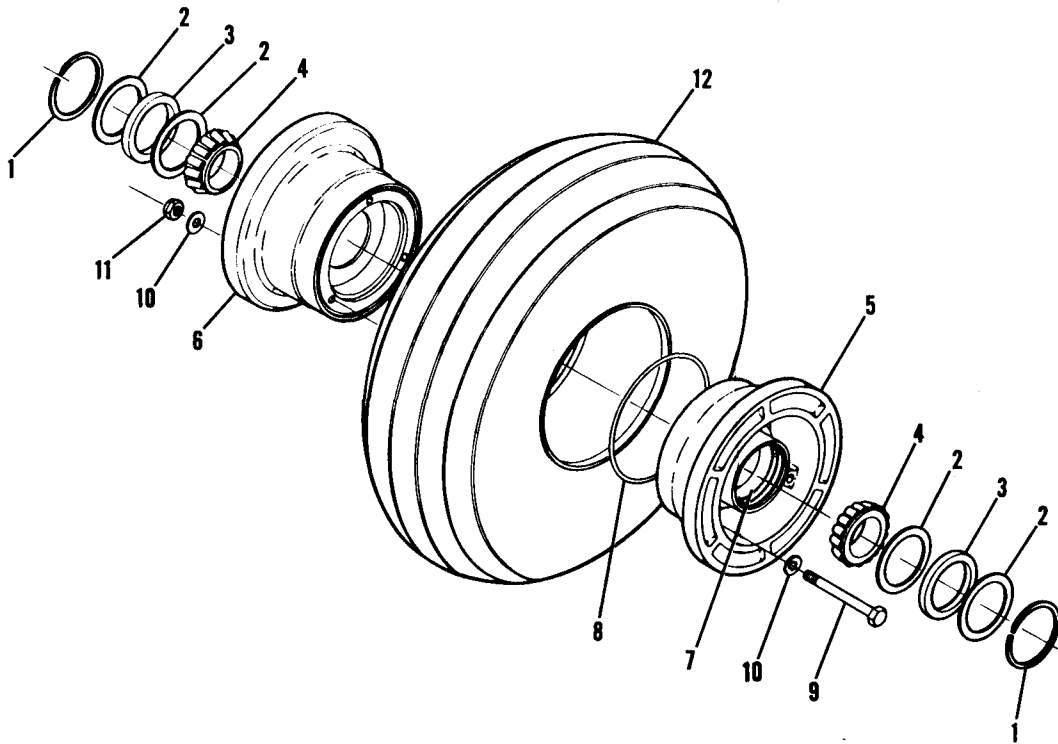


Figure 36B. Nose Gear Wheel Assembly - Alternate

FIGURE AND INDEX NO.	PART NUMBER	DESCRIPTION	UNITS PER ASSY	USABLE ON CODE
36B-		1 2 3 4 5 6 7 WHEEL ASSEMBLY-NOSE GEAR ALTERNATE	NP	A
- 1	C262003-0202	TIRE-BLACKWALL 5.00X5 6 PLY RATED	1	
	C262001-0202	TIRE-WHITEWALL 5.00X5 6 PLY RATED	1	
- 2	C262023-0101	TUBE-5.00X5	1	
	C163002-0201	WHEEL ASSY MCL	1	
- 3	C30057	HUB ASSY MCL	1	
- 4	A30078-1	CUP-BEARING MCL	2	
- 5	B30077	SPACER MCL	2	
- 6	D30058	FLANGE-WHEEL MCL	2	
- 7	A30078-2	CONE-BEARING MCL	2	
- 8	A30048	RETAINER-GREASE SEAL MCL	4	
- 9	A30047	GREASE SEAL-FELT MCL	2	
-10	A1636-23	RING-RETAINER MCL	2	
-11	A2513-34	BOLT MCL	6	
-12	A1638-15	WASHER MCL	12	
-13	A1639-26	NUT MCL	6	
A---182 SERIAL 18261299 & ON				

Alighting Gear (Cont)

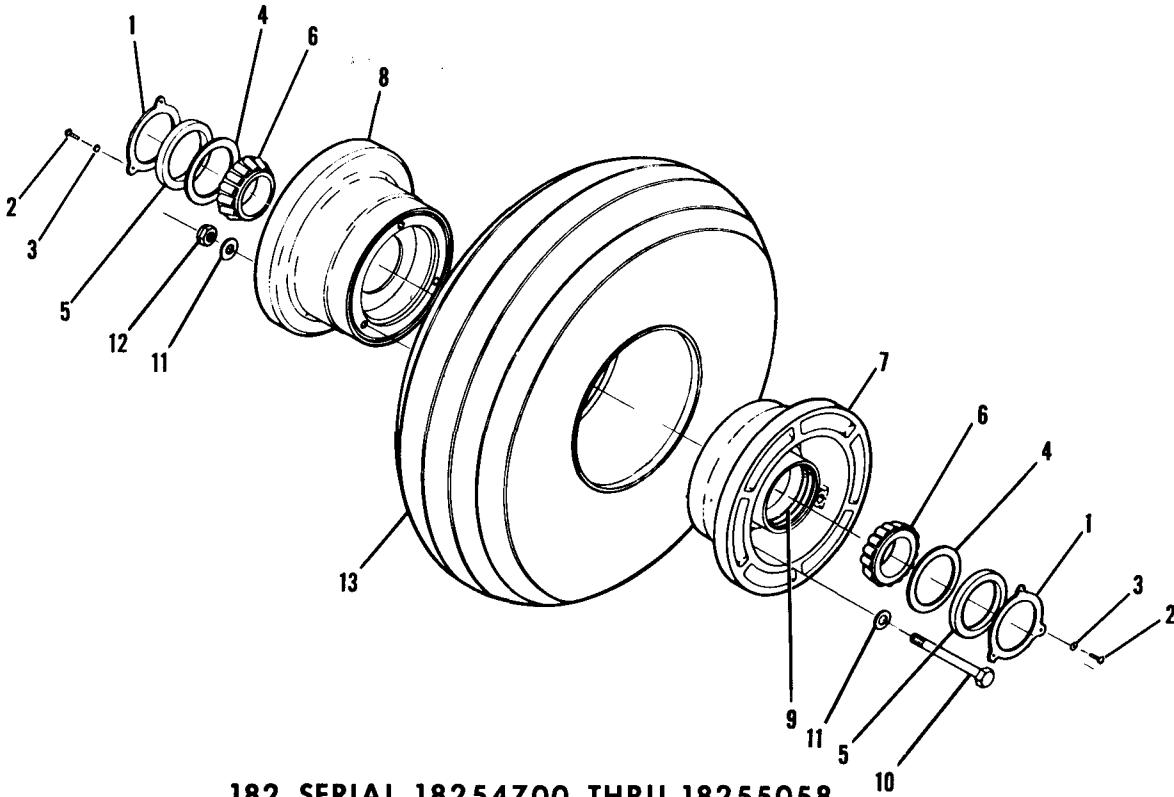


182 SERIAL 18253599 THRU 18254423

Figure 37. Cleveland Nose Wheel Assembly

FIGURE AND INDEX NO.	PART NUMBER	DESCRIPTION	UNITS PER ASSY	USABLE ON CODE
		1 2 3 4 5 6 7		
37 -		WHEEL ASSEMBLY-NOSE GEAR ALTERNATE CLEVELAND -----	NP	A
- 1	0743001-4	WHEEL ASSEMBLY CFP 40-35 -----	1	
- 2	155-2	RING-SNAP CFP -----	2	
- 3	153-8	RING-GREASE SEAL CFP -----	4	
- 4	154-6	GREASE SEAL-FELT CFP -----	2	
- 5	08125	BEARING CFP -----	2	
- 6	161-18	WHEEL HALF ASSEMBLY-MALE CFP -----	1	
- 7	162-16	WHEEL HALF ASSEMBLY-FEMALE CFP -----	1	
- 8	08231	CUP-BEARING CFP -----	1	
- 9	1866-22	O RING CFP -----	1	
- 10	AN3-31A	BOLT -----	3	
- 11	AN960-416	WASHER -----	6	
- 12	NAS679A4	NUT -----	3	
	C262003-0302	TIRE-TUBELESS 6 PLY RATED -----	1	
A---182 SERIAL 18253599 THRU 18254423				

Aligning Gear (Cont)

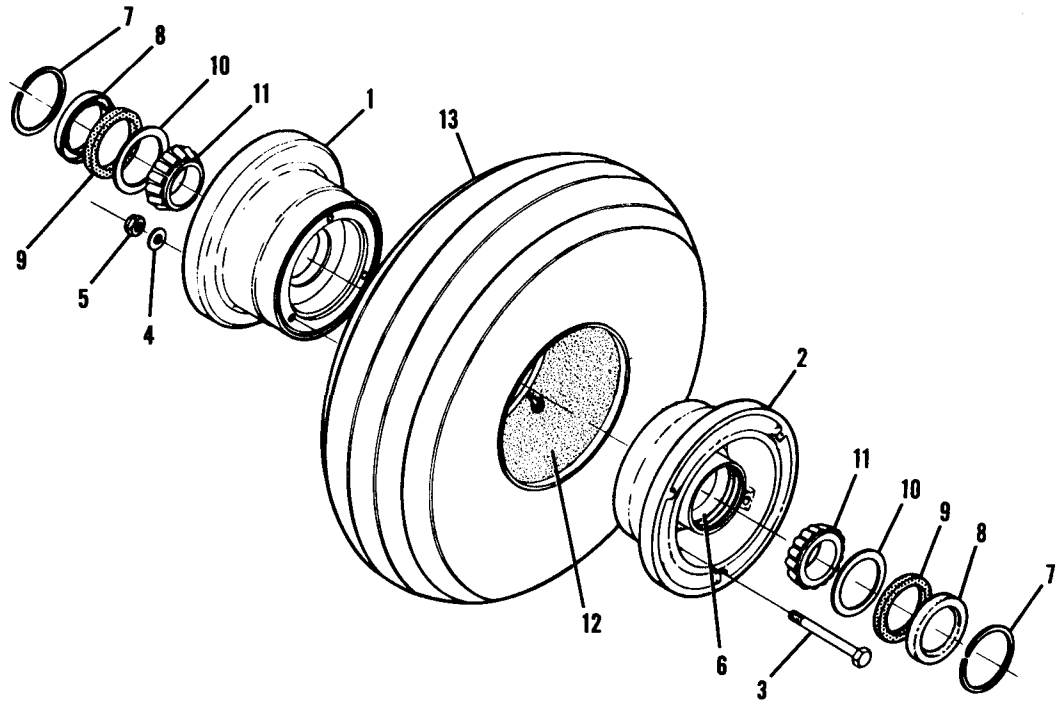


182 SERIAL 18254700 THRU 18255058

Figure 37A. Nose Wheel Assembly - Heavy Duty (Cleveland)

FIGURE AND INDEX NO.	PART NUMBER	DESCRIPTION	UNITS PER ASSY	USABLE ON CODE
37A-		1 2 3 4 5 6 7 WHEEL ASSEMBLY-HEAVY DUTY NOSE GEAR CLEVELAND -----	NP	A
- 1	0441156-16	WHEEL ASSEMBLY CFP 40-55 WHEN EXHAUSTED USE 1241156-11 --	1	
	153-10	RING-GREASE SEAL CFP -----	2	
		ATTACHING PARTS		
- 2	8-32X1/2	SCREW CFP -----	3	
- 3	1208	WASHER CFP -----	3	
		-----*		
- 4	A39070	RING-GREASE SEAL CFP -----	2	
- 5	154-9	GREASE SEAL-FELT CFP -----	2	
- 6	13889	BEARING CFP -----	2	
- 7	161-24	WHEEL HALF ASSEMBLY-INNER CFP -----	1	
- 8	161-23	WHEEL HALF ASSEMBLY-OUTER CFP -----	1	
- 9	13836	CUP-BEARING CFP -----	1	
-10	AN4-37A	BOLT -----	3	
-11	AN960-416	WASHER -----	3	
-12	NAS679A4	NUT -----	3	
-13	C262003-0101	TIRE-TUBE TYPE 6.00X6 4 PLY RATED -----	1	
	C262023-0102	TUBE 6.00X6 -----	1	
		A---182 SERIAL 18254700 THRU 18255058		

Alighting Gear (Cont)

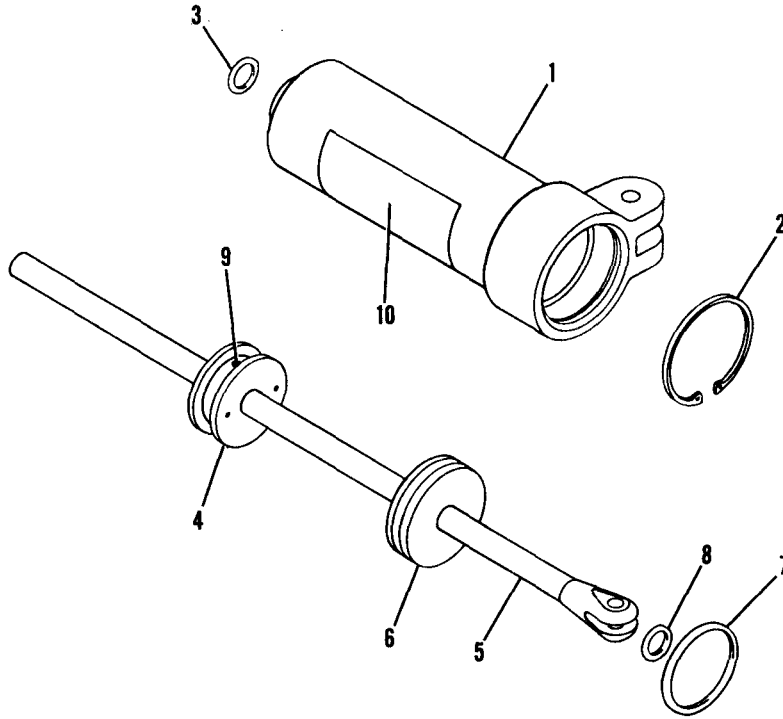


182 SERIAL 18253599 THRU 18254699
182 SERIAL 18255059 THRU 18260825

Figure 37B. Nose Wheel Assembly - Heavy Duty (Cleveland)

FIGURE AND INDEX NO.	PART NUMBER	DESCRIPTION	UNITS PER ASSY	USABLE ON CODE
37B-		1 2 3 4 5 6 7 WHEEL ASSEMBLY-HEAVY DUTY NOSE GEAR CLEVELAND -----	NP	A
- 1	1241156-11	WHEEL ASSEMBLY CFP 40-76A -----	1	
- 2	162-27	WHEEL HALF ASSEMBLY-FEMALE CFP -----	1	
- 2	161-30	WHEEL HALF ASSEMBLY-MALE CFP -----	1	
		ATTACHING PARTS		
- 3	AN5-35A	BOLT -----	3	
- 4	AN960-516	WASHER -----	6	
- 5	NAS679A5	NUT -----	3	
		*-----		
- 6	13836	CUP-BEARING CFP -----	1	
- 7	3023	RING-SNAP CFP -----	2	
- 8	153-15	RING-GREASE SEAL CFP -----	2	
- 9	154-13	GREASE SEAL-FELT CFP -----	2	
-10	A39070	RING-GREASE SEAL -----	2	
-11	13889	CONE-BEARING -----	2	
-12	C262023-0102	TUBE-6.00 X 6 -----	1	
-13	C262003-0101	TIRE-6.00 X 6 4 PLY RATED -----		
		A---182 SERIAL 18253599 THRU 18254699 182 SERIAL 18255059 THRU 18260825 A182 SERIAL A182-0001 & ON		

Alighting Gear (Cont)



182 SERIAL 18253599 THRU 18255194

Figure 38. Shimmy Dampener Assembly

FIGURE AND INDEX NO.	PART NUMBER	DESCRIPTION							UNITS PER ASSY	USABLE ON CODE
		1	2	3	4	5	6	7		
38 -	0542119-3	DAMPENER ASSEMBLY-SHIMMY	USE 0542119-4	-----	-----	-----	-----	-----	NP	A
	0542119-4	DAMPENER ASSEMBLY-SHIMMY	WHEN EXHAUSTED USE 1442114-5	----	----	----	----	----	1	B
		SEE FIGURE 38A FOR BREAKDOWN								
- 1	0542100-2	BARREL-SHIMMY DAMPENER	ORDER 0542119-4	-----	-----	-----	-----	-----	NP	A
	0542100-4	BARREL-SHIMMY DAMPENER	USE WITH 3/8 DIA SHAFT	-----	-----	-----	-----	-----	1	B
- 2	MS16625-131	RING-INTERNAL RETAINING	-----	-----	-----	-----	-----	-----	1	A
- 3	AN6227B6	O RING	USE WITH 5/16 DIA SHAFT	-----	-----	-----	-----	-----	1	B
	AN6227B7	O RING	USE WITH 3/8 DIA SHAFT	-----	-----	-----	-----	-----	1	B
- 4	0542118-3	PISTON ASSEMBLY-SHIMMY DAMPENER	ORDER 0542119-4	-----	-----	-----	-----	-----	NP	A
	0542118-4	PISTON ASSEMBLY-SHIMMY DAMPENER	3/8 DIA	-----	-----	-----	-----	-----	1	B
- 5	0743603-1	SHAFT	ORDER 0542119-4	-----	-----	-----	-----	-----	NP	A
	0743603-8	SHAFT	3/8 DIA	-----	-----	-----	-----	-----	1	B
- 6	0542102-1	HEAD BEARING	ORDER 0542119-4	-----	-----	-----	-----	-----	NP	A
	0542102-2	HEAD BEARING	USE WITH 3/8 DIA SHAFT	-----	-----	-----	-----	-----	1	B
- 7	AN6227B20	O RING	-----	-----	-----	-----	-----	-----	1	A
	AN6227-18	O RING-HEAD BEARING	-----	-----	-----	-----	-----	-----	1	B
- 8	AN6227B6	O RING	USE WITH 5/16 DIA SHAFT	-----	-----	-----	-----	-----	1	A
	AN6227B7	O RING	USE WITH 3/8 DIA SHAFT	-----	-----	-----	-----	-----	1	B
- 9	NAS561P4-14	ROLL PIN	-----	-----	-----	-----	-----	-----	1	A
-10	0743616-1	PLACARD	-----	-----	-----	-----	-----	-----	1	B

NOTE. *WHEN THESE PARTS ARE EXHAUSTED, ORDER 1442114-5, SEE FIGURE 38A.

A---182 SERIAL 18253599 THRU 18254143
 B---182 SERIAL 18254144 THRU 18255194

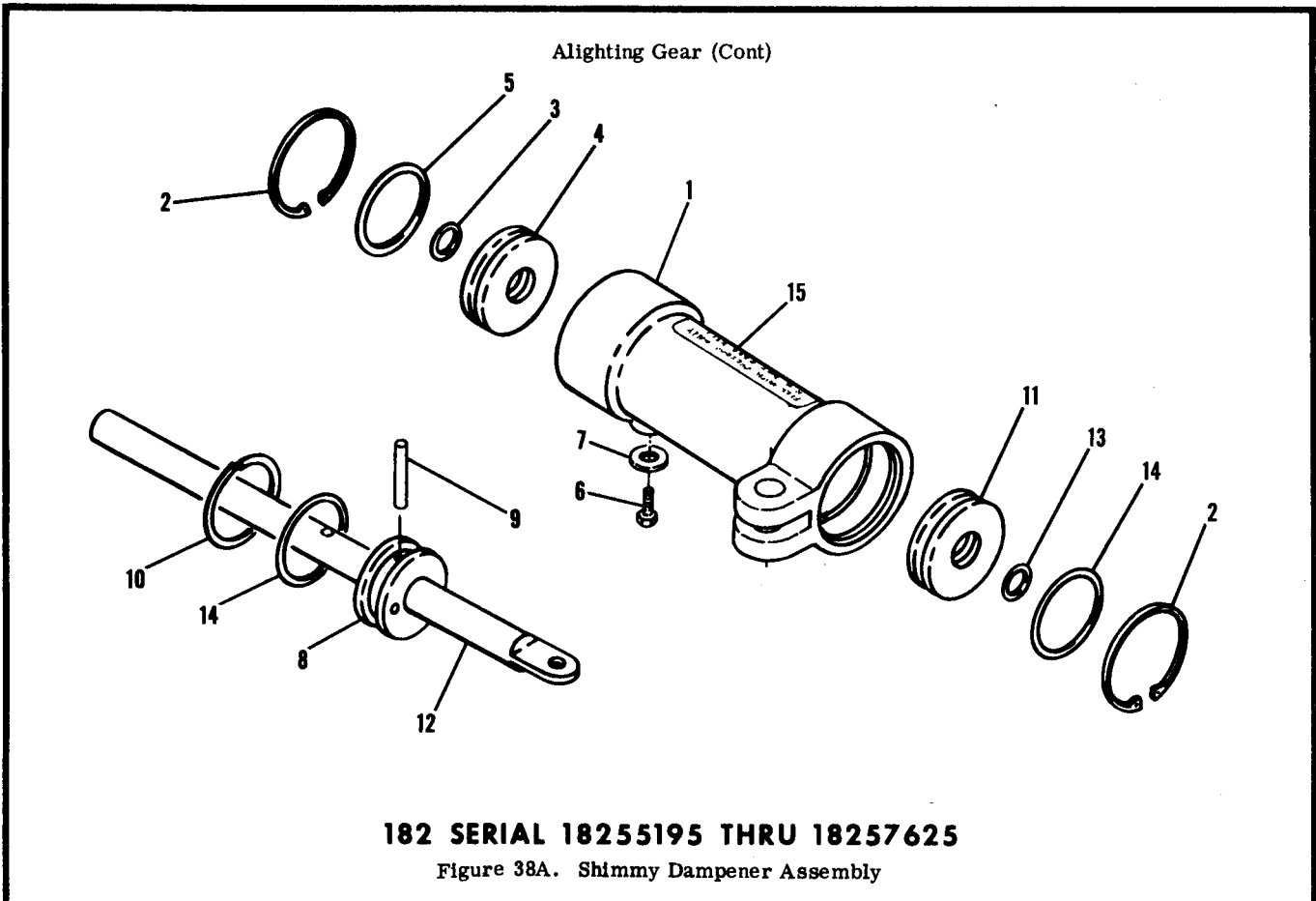
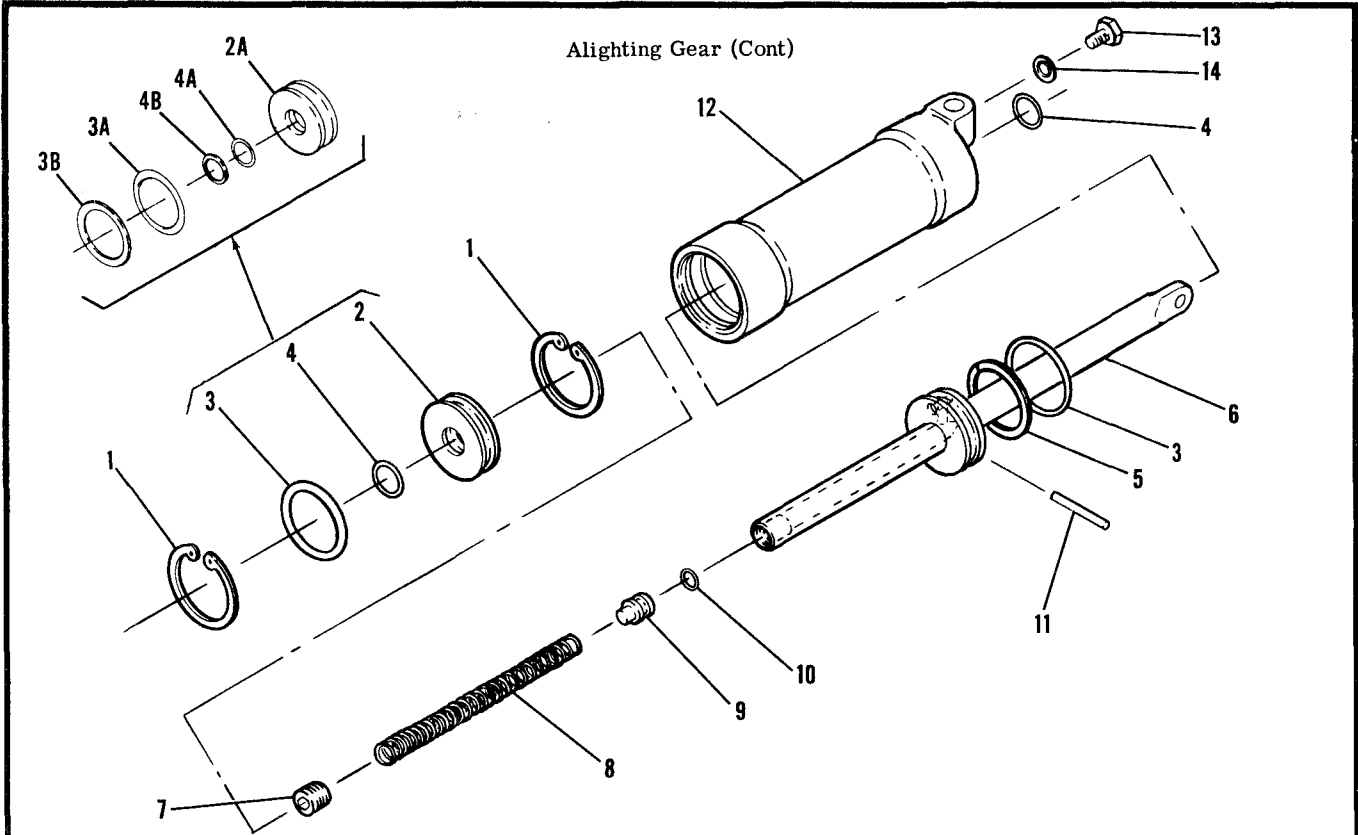


FIGURE AND INDEX NO.	PART NUMBER	DESCRIPTION	UNITS PER ASSY	USABLE ON CODE
		1 2 3 4 5 6 7		
38A-	1442114-5	SHIMMY DAMPENER ASSEMBLY -----	1	A
- 1	1442112-2	BARREL-SHIMMY DAMPENER -----	1	
- 2	MS16625-143	RING-INTERNAL RETAINING -----	4	
- 3	AN6227B10	O RING -----	1	
- 4	1442113-2	BEARING-HEAD -----	1	
- 5	AN6227B22	O RING -----	1	
- 6	NAS563-11	BOLT -----	1	
- 7	600-015-1005	LOCK-O-SEAL -----	1	
	1442114-6	PISTON ASSEMBLY-SHIMMY DAMPENER -----	1	
- 8	1442113-1	PISTON -----	1	
		ATTACHING PARTS		
- 9	NAS561P4-18	PIN-ROLL -----	1	
		-----*		
-10	MS28782-22	RETAINER -----	1	
-11	1442113-2	BEARING-HEAD -----	1	
-12	1442113-5	ROD-PISTON -----	1	
-13	AN6227B10	O RING -----	1	
-14	AN6227B22	O RING -----	2	
-15	0743616-2	PLACARD -----	1	
A---182 SERIAL 18255195 THRU 18257625 A182 SERIAL A182-0001 THRU A182-0056				



182 SERIAL 18257626 & ON

Figure 38B. Shimmy Dampener Assembly

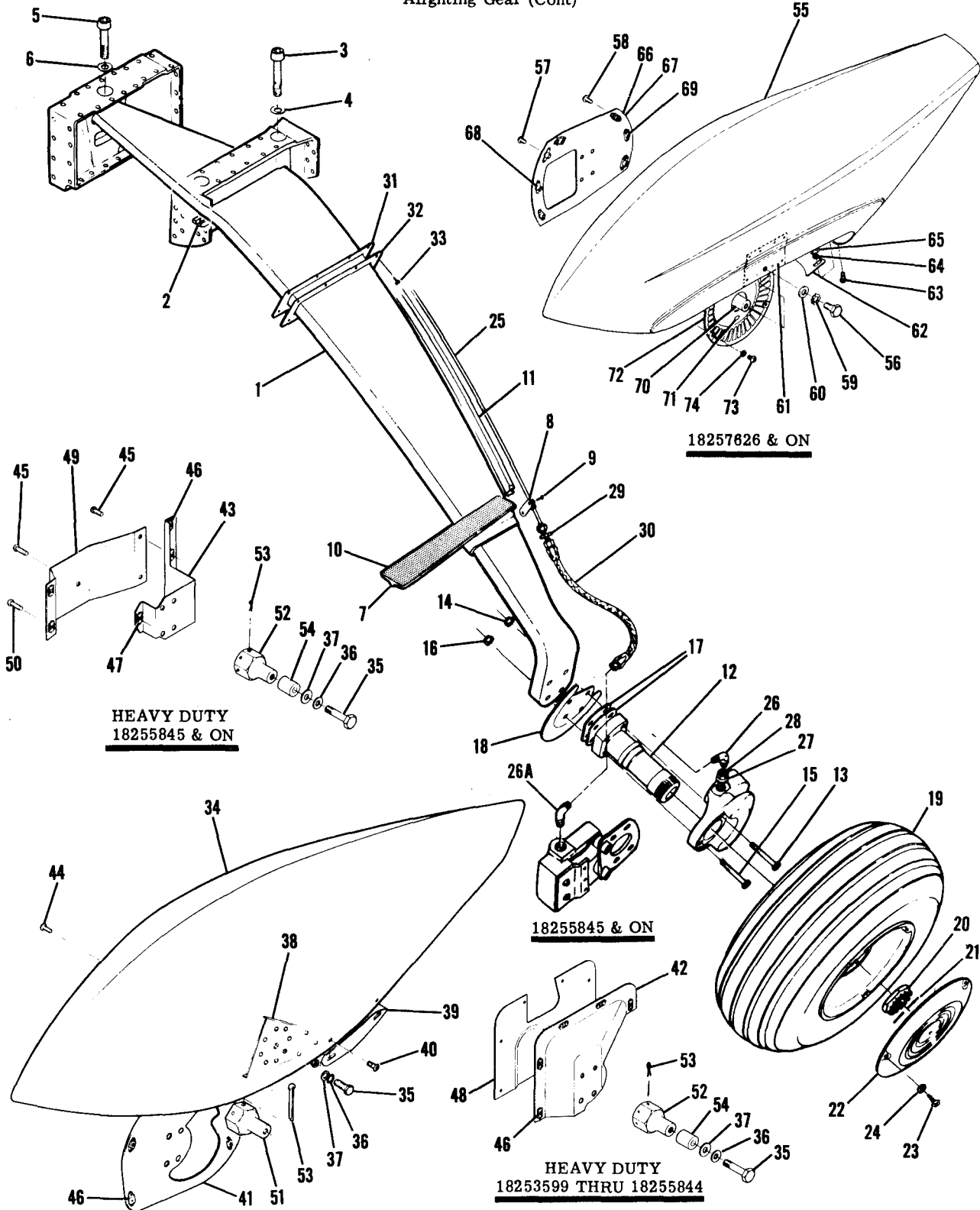
FIGURE AND INDEX NO.	PART NUMBER	DESCRIPTION	UNITS PER ASSY	USABLE ON CODE
38B-	0743624-1	SHIMMY DAMPENER ASSEMBLY -----	1	A
- 1	MS16625-143	LOCK RING -----	2	
- 2	1442113-2	HEAD WEU 1442113-9 -----	1	B
- 2A	1442113-9	HEAD -----	1	C
- 3	AN6227B22	O RING -----	2	B
- 3A	MS28775-027	PACKING RING USED WITH 1442113-9 ONLY -----	1	C
- 3B	S1628-027	BACKUP RING USED WITH 1442113-9 ONLY -----	1	C
- 4	AN6227B10	O RING -----	2	B
- 4A	MS28775-112	PACKING RING USED WITH 1442113-9 ONLY -----	1	C
- 4B	S1628-112	BACKUP RING USED WITH 1442113-9 ONLY -----	1	C
- 5	MS28782-22	RETAINER -----	1	
- 6	0743623-1	ROD ASSEMBLY-SHIMMY DAMPENER -----	1	
- 7	0743623-6	SET SCREW -----	1	
- 8	0743623-3	SPRING -----	1	
- 9	0743623-4	PISTON-FLOATING -----	1	
- 10	AN6227B3	O RING -----	1	
- 11	NAS561P4-18	ROLL PIN -----	1	
- 12	0743622-1	BARREL ASSEMBLY-SHIMMY DAMPENER -----	1	
- 13	MS21209F4-20	HELI-COIL HELI -----	2	
- 13	NAS563-11	BOLT -----	1	
- 14	600-015-10-05	STAT-O-SEAL PKSC -----	1	

NOTE. *WHEN INITIALLY ORDERING THIS PART FOR AIRPLANES PRIOR TO SERIAL 18260711 & A182-0137 ALSO ORDER PARTS MARKED %.

A---182 SERIAL 18257626 & ON
 A182 SERIAL A182-0057 & ON
 B---182 SERIAL 18257626 THRU 18260710
 A182 SERIAL A182-0057 THRU A182-0136
 C---182 SERIAL 18260711 & ON

This page intentionally left blank.

Alighting Gear (Cont)



18253599 THRU 18257625

A182 SERIAL A182-0001 & ON
182 SERIAL 18253599 THRU 18260445

Figure 39. Main Landing Gear Installation

FIGURE AND INDEX NO.	PART NUMBER	DESCRIPTION	UNITS PER ASSY	USABLE ON CODE
39 -		LANDING GEAR INSTALLATION-MAIN -----	NP	L
- 1	0741601-1	SPRING ASSEMBLY-MAIN LANDING GEAR LH -----	1	
	0741601-2	SPRING ASSEMBLY-MAIN LANDING GEAR RH -----	1	
		ATTACHING PARTS		
- 2	0741604-1	CHANNEL -----	1	
- 3	NAS147-34	BOLT -----	2	
- 4	MS20002-7C	WASHER -----	2	
	52NEE070	NUT-WASHER FACED ESNA -----	2	
- 5	NAS146-34	BOLT -----	1	
- 6	MS20002-6C	WASHER -----	1	
	AN960-616	WASHER -----	1	
	NAS679A6	NUT -----	1	
	0541105	SHIM MAX 1 -----	AR	
		-----*		
- 7	0741605-1	STEP-MAIN GEAR LH -----	1	
	0741605-2	STEP-MAIN GEAR RH -----	1	
		ATTACHING PARTS		
- 8	0741016-1	CLIP -----	1	
- 9	AN515-8R6	SCREW -----	2	
		-----*		
-10	0741015-1	TREAD-STEP -----	1	
-11	S1511-1-13.00	STRIP-LANDING GEAR ANTI-NOISE -----	1	
-12	0541124-1	AXLE-MAIN LANDING GEAR -----	1	
	1441003-1	AXLE-HEAVY DUTY MAIN LANDING GEAR USE WITH 8.00X6 WHEEL -----	1	
		ATTACHING PARTS		
-13	AN5-25A	BOLT -----	2	A
	AN5-22A	BOLT -----	2	B
	NAS145-39	BOLT USED WITH HEAVY DUTY AXLE -----	2	
	AN960-516L	WASHER USED WITH HEAVY DUTY AXLE -----	2	
-14	NAS679A5	NUT -----	2	
-15	AN6-24A	BOLT -----	2	A
	AN6-23A	BOLT -----	2	B
	NAS146-40	BOLT USED WITH HEAVY DUTY AXLE -----	2	
	AN960-616L	WASHER USED WITH HEAVY DUTY AXLE -----	2	
-16	NAS679A6	NUT -----	2	
		-----*		
-17	0541157-2	SHIM -----	AR	
	0541157-1	SHIM -----	AR	
	0441139-6	SHIM -----	AR	
	0441139-5	SHIM -----	AR	
	0541111-2	SHIM -----	AR	
-18	0441141-3	PLATE-BRAKE DISK COVER LH -----	1	A
	0441141-4	PLATE-BRAKE DISK COVER RH -----	1	A
-19		WHEEL & BRAKE ASSEMBLY-MAIN GEAR SEE FIGURE 40 -----	1	A
		WHEEL & BRAKE ASSEMBLY-MAIN GEAR SEE FIGURE 40 -----	1	B
		ATTACHING PARTS		
-20	S1117-24	NUT -----	1	
-21	MS24665-351	PIN-COTTER -----	2	
		-----*		
-22	1241063-2	CAP-HUB -----	2	E
	0741048-1	CAP-HUB -----	2	G
	0741048-8	CAP-HUB -----	2	H
		ATTACHING PARTS		
-23	AN515-8R4	SCREW -----	3	
-24	AN936A8	WASHER -----	3	
		-----*		
-25	0700099-13	LINE ASSEMBLY-BRAKE LH -----	1	A
	0700099-43	LINE ASSEMBLY-BRAKE LH -----	1	C
	0700099-55	LINE ASSEMBLY-BRAKE LH -----	1	D
	0700099-59	LINE ASSEMBLY-BRAKE LH -----	1	K
	0700099-14	LINE ASSEMBLY-BRAKE RH -----	1	A
	0700099-44	LINE ASSEMBLY-BRAKE RH -----	1	C
	0700099-54	LINE ASSEMBLY-BRAKE RH -----	1	D
	0700099-58	LINE ASSEMBLY-BRAKE RH -----	1	K
		ATTACHING PARTS		
-26	AN833-4D	ELBOW -----	1	A
	MS20823-4D	ELBOW -----	1	C
	AN816-4D	NIPPLE USE WITH FAIRING -----	1	D
-26A	AN914-1D	ELBOW -----	1	K
-27	MS28778-4	GASKET -----	1	A
-28	AN924-4D	NUT -----	1	A
-29	AN815-4D	UNION -----	1	D

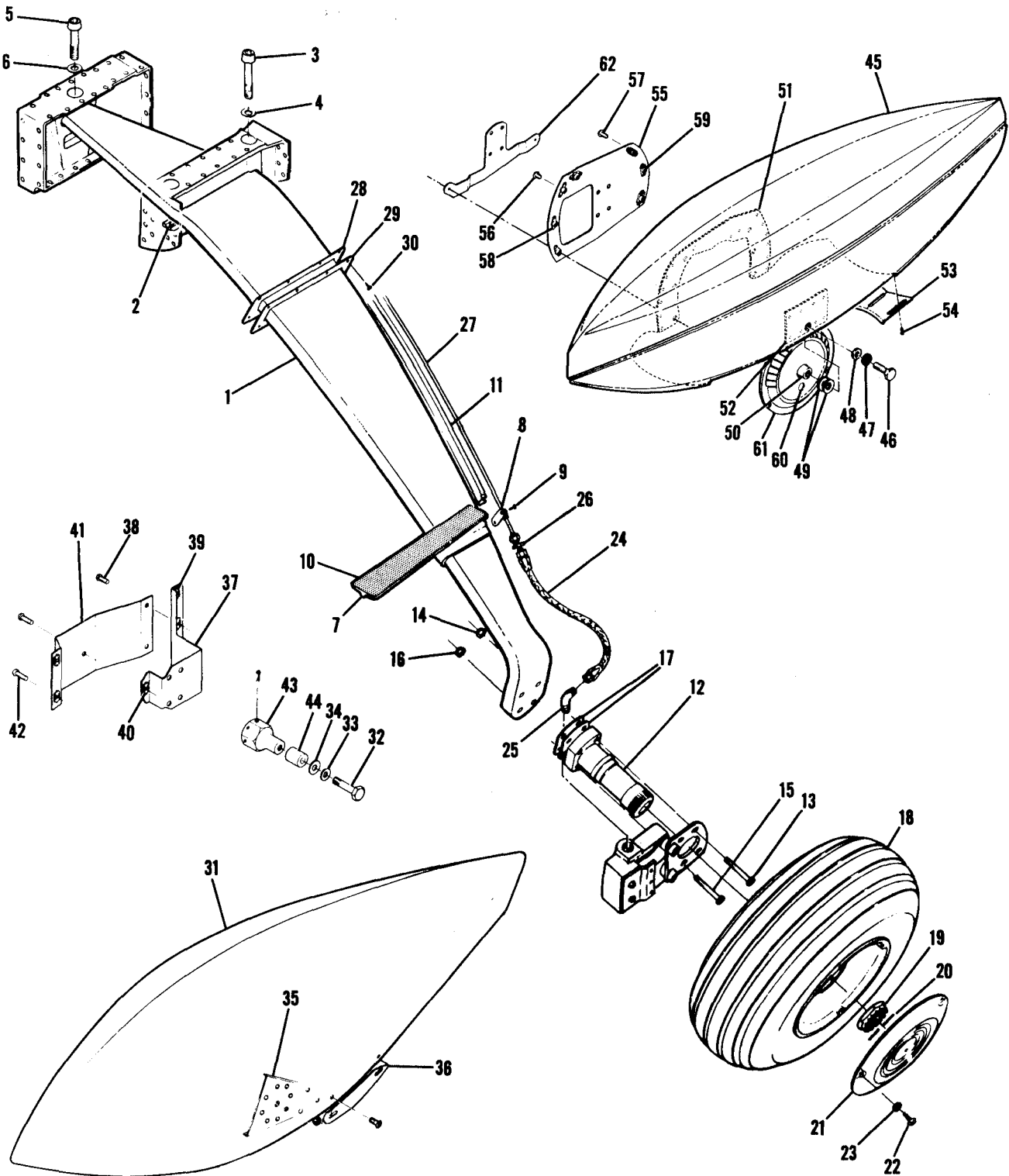
CONTINUED ON NEXT PAGE

FIGURE AND INDEX NO.	PART NUMBER	DESCRIPTION	UNITS PER ASSY	USABLE ON CODE
39 -30	S1167-4-0090	HOSE ASSEMBLY -----	1	D
	S1167-4-0100	HOSE ASSEMBLY USE WITH FAIRING -----	1	J
	S1810-0800	HOSE ASSEMBLY -----	1	K
-31	0741612-1	SEAL -----	2	
-32	0741611-1	FILLET-LH -----	1	
	0741611-2	FILLET-RH -----	1	
-33	S1022Z8-8	ATTACHING PARTS SCREW -----	8	
		*-----		
-34	0741610-5	SPEED FAIRING INSTALLATION-MAIN LANDING GEAR -----	NP	
	0541185-5	FAIRING ASSEMBLY-LH -----	1	A
	0741615-3	FAIRING ASSEMBLY-LH -----	1	E
	0741615-9	FAIRING ASSEMBLY-LH USED WITH 8.00X6 WHEEL -----	1	A
	0741610-6	FAIRING ASSEMBLY-RH USED WITH 8.00X6 WHEEL -----	1	B
	0541185-6	FAIRING ASSEMBLY-RH -----	1	A
	0741615-4	FAIRING ASSEMBLY-RH USED WITH 8.00X6 WHEEL -----	1	E
	0741615-10	FAIRING ASSEMBLY-RH USED WITH 8.00X6 WHEEL -----	1	A
		ATTACHING PARTS		
-35	AN6-6A	BOLT -----	1	E
	AN6-17A	BOLT HEAVY DUTY FAIRING -----	1	
-36	AN960-616L	WASHER -----	1	
-37	AN936B616	WASHER -----	1	
		*-----		
-38	0541180-1	DOUBLER -----	1	E
	0541180-2	DOUBLER HEAVY DUTY FAIRING -----	1	
-39	0741610-13	SCRAPER STANDARD SIZE FAIRINGS ONLY -----	1	E
		ATTACHING PARTS		
-40	AN520-10R10	SCREW -----	3	A
	AN520-10R5	SCREW -----	4	E
	MS21044N3	NUT -----	3	A
	MS21044N3	NUT -----	4	E
		*-----		
	1441013-1	SCRAPER HEAVY DUTY FAIRING -----	1	
		ATTACHING PARTS		
	AN520-10R10	SCREW -----	4	
	MS21044N3	NUT -----	4	
		*-----		
-41	0741610-11	SUPPORT ASSEMBLY-LH -----	1	A
	1441010-27	PLATE ASSEMBLY-LH -----	1	E
-42	0741613-1	SUPPORT ASSEMBLY-LH HEAVY DUTY FAIRING -----	1	A
-43	0741618-1	SUPPORT ASSEMBLY-LH HEAVY DUTY FAIRING -----	1	B
	0741610-12	SUPPORT ASSEMBLY-RH -----	1	A
	1441010-24	PLATE ASSEMBLY-RH -----	1	E
	0741613-2	SUPPORT ASSEMBLY-RH HEAVY DUTY FAIRING -----	1	A
	0741618-2	SUPPORT ASSEMBLY-RH HEAVY DUTY FAIRING -----	1	B
		ATTACHING PARTS		
-44	AN520-10R10	SCREW -----	7	A
	AN520-10R5	SCREW FWD -----	3	E
	AN520-10R8	SCREW AFT -----	4	E
	AN520-10R10	SCREW HEAVY DUTY FAIRING -----	6	A
-45	AN520-10R10	SCREW HEAVY DUTY FAIRING -----	4	B
		*-----		
-46	NAS686A3	NUTPLATE -----	7	E
	NAS686A3	NUTPLATE HEAVY DUTY FAIRING -----	6	A
	NAS686A3	NUTPLATE HEAVY DUTY FAIRING -----	3	B
-47	NAS680A3	NUTPLATE HEAVY DUTY FAIRING -----	1	B
-48	0741614-1	COVER ASSEMBLY-LH HEAVY DUTY FAIRING -----	1	A
	0741614-2	COVER ASSEMBLY-RH HEAVY DUTY FAIRING -----	1	A
-49	0741619-1	PLATE ASSEMBLY HEAVY DUTY FAIRING -----	2	B
		ATTACHING PARTS		
-50	AN520-10R10	SCREW -----	2	B
		*-----		

CONTINUED ON NEXT PAGE

FIGURE AND INDEX NO.	PART NUMBER	DESCRIPTION	UNITS PER ASSY	USABLE ON CODE
		1 2 3 4 5 6 7		
39 -51	0441130-3	NUT WHEN EXHAUSTED USE 0441130-4 -----	1	E
	0441130-4	NUT -----	1	E
-52	0441130-2	NUT HEAVY DUTY FAIRING -----	1	
-53	MS24665-362	COTTER PIN -----	1	E
-54	0741616-1	SPACER HEAVY DUTY FAIRING -----	1	
-55	0741046-201	FAIRING ASSEMBLY-LH -----	1	G
	0741046-200	FAIRING ASSEMBLY-RH -----	1	G
	0741046-203	FAIRING ASSEMBLY-LH -----	1	H
	0741046-202	FAIRING ASSEMBLY-RH -----	1	H
		ATTACHING PARTS		
-56	AN6-6A	BOLT -----	1	F
-57	AN520-10R5	SCREW -----	3	F
-58	AN520-10R8	SCREW -----	4	F
-59	AN936B616	WASHER -----	1	F
-60	AN960-616L	WASHER -----	1	F
		-----*		
-61	0741046-11	DOUBLER-FAIRING -----	1	F
	0741046-15	DOUBLER-FAIRING -----	1	F
-62	0741046-14	SCRAPER-FAIRING -----	1	F
		ATTACHING PARTS		
-63	AN520-10R10	SCREW -----	3	F
-64	AN960-10	WASHER -----	3	F
-65	MS21044N3	NUT -----	3	F
		-----*		
-66	0741046-7	PLATE ASSEMBLY-MOUNTING LH -----	1	F
-67	0741046-8	PLATE ASSEMBLY-MOUNTING RH -----	1	F
-68	NAS680A3K	NUTPLATE -----	3	F
-69	NAS686A3	NUTPLATE -----	4	F
-70	0741047-2	NUT ASSY-WHEEL FAIRING SUPPORT -----	2	M
	MS24665-362	PIN -----	2	F
-71	624 1M	VALVE-EXTENSION DL -----	1	F
	3680C	VALVE-EXTENSION SV ALTERNATE -----	1	F
-72	0741048-2	CAP-HUB -----	2	G
	0741048-7	CAP-WHEEL -----	2	H
		ATTACHING PARTS		
-73	AN515-8R4	SCREW -----	3	F
-74	AN936A8	WASHER -----	3	F
		-----*		
		A---182 SERIAL 18253599 THRU 18255844		
		B---182 SERIAL 18255845 THRU 18260445		
		A182 SERIAL A182-0001 & ON		
		C---182 SERIAL 18255845 THRU 18257007		
		A182 SERIAL A182-0001 THRU A182-0003		
		D---182 SERIAL 18257008 THRU 18258399		
		A182 SERIAL A182-0004 THRU A182-0096		
		E---182 SERIAL 18255845 THRU 18257625		
		A182 SERIAL A182-0001 THRU A182-0056		
		F---182 SERIAL 18257626 THRU 18260445		
		A182 SERIAL A182-0057 & ON		
		G---182 SERIAL 18257626 THRU 18258505		
		A182 SERIAL A182-0057 THRU A182-0096		
		H---182 SERIAL 18258506 THRU 18260445		
		A182 SERIAL A182-0097 & ON		
		J---182 SERIAL 18257008 THRU 18257625		
		A182 SERIAL A182-0004 THRU A182-0056		
		K---182 SERIAL 18258400 THRU 18260445		
		A182 SERIAL A182-0097 & ON		
		L---182 SERIAL 18253599 THRU 18260445		
		A182 SERIAL A182-0001 & ON		
		M---182 SERIAL 18257626 THRU 1826445		
		A182 SERIAL A182-0057 THRU A182-0116		

Aligning Gear (Cont)



182 SERIAL 18260446 THRU 18260825

Figure 39A. Main Landing Gear Installation

FIGURE AND INDEX NO.	PART NUMBER	DESCRIPTION	UNITS PER ASSY	USABLE ON CODE
39A-		LANDING GEAR INSTALLATION -----	NP	A
- 1	0741601-1	SPRING ASSEMBLY-MAIN LANDING GEAR LH -----	1	
	0741601-2	SPRING ASSEMBLY-MAIN LANDING GEAR RH -----	1	
		ATTACHING PARTS -----		
- 2	0741604-1	CHANNEL -----	1	
- 3	NAS147-34	BOLT -----	2	
- 4	MS20002C7	WASHER -----	2	
	52NEE070	NUT-WASHER FACED -----	2	
- 5	NAS146-34	BOLT -----	1	
- 6	MS20002C6	WASHER -----	1	
	AN960-616	WASHER -----	1	
	NAS679A6	NUT -----	1	
	0541105	SHIM MAX 1 -----	AR	
		-----*		
- 7	0741605-1	STEP-MAIN GEAR LH -----	1	
	0741605-2	STEP-MAIN GEAR RH -----	1	
		ATTACHING PARTS -----		
- 8	0741016-1	CLIP -----	1	
- 9	AN515-8R6	SCREW -----	2	
		-----*		
-10	0741015-1	TREAD-STEP -----	1	
-11	S1511-1-13.00	STRIP-LANDING GEAR ANTI-NOISE -----	1	
-12	0541124-1	AXLE-MAIN LANDING GEAR -----	1	
	1441003-1	AXLE-HEAVY DUTY MAIN LANDING GEAR USE WITH 8.00X6 WHEEL -----	1	
		ATTACHING PARTS -----		
-13	AN5-22A	BOLT -----	2	
	NAS145-39	BOLT USED WITH HEAVY DUTY AXLE -----	2	
	AN960-516L	WASHER USED WITH HEAVY DUTY AXLE -----	2	
-14	NAS679A5	NUT -----	2	
-15	AN6-23A	BOLT -----	2	
	NAS146-40	BOLT USED WITH HEAVY DUTY AXLE -----	2	
	AN960-616L	WASHER USED WITH HEAVY DUTY AXLE -----	2	
-16	NAS679A6	NUT -----	2	
		-----*		
-17	0541157-2	SHIM -----	AR	
	0541157-1	SHIM -----	AR	
	0441139-6	SHIM -----	AR	
	0441139-5	SHIM -----	AR	
	0541111-2	SHIM -----	AR	
-18	SEE FIG 40A	WHEEL & BRAKE ASSEMBLY-MAIN GEAR -----	1	
		ATTACHING PARTS -----		
-19	S1117-24	NUT -----	1	
-20	MS24665-351	PIN-COTTER -----	2	
		-----*		
-21	0741048-8	CAP-HUB -----	2	
		ATTACHING PARTS -----		
-22	AN515-8R4	SCREW -----	3	
-23	AN936A8	WASHER -----	3	
		-----*		
-24	S1810-0800	HOSE ASSEMBLY -----	1	
		ATTACHING PARTS -----		
-25	AN914-1D	ELBOW -----	1	
-26	AN919-2D	REDUCER -----	1	
		-----*		
-27	0700099-72	LINE ASSEMBLY-BRAKE LH -----	1	
	0700099-73	LINE ASSEMBLY-BRAKE RH -----	1	
-28	0741612-1	SEAL -----	2	
-29	0741611-1	FILLET-LH -----	1	
	0741611-2	FILLET-RH -----	1	
		ATTACHING PARTS -----		
-30	S1022Z8-8	SCREW -----	8	
		-----*		
		SPEED FAIRING INSTALLATION-MAIN LANDING GEAR -----	NP	
-31	0741615-9	FAIRING ASSEMBLY-LH USED WITH 8.00X6 WHEEL -----	1	
	0741615-10	FAIRING ASSEMBLY-RH USED WITH 8.00X6 WHEEL -----	1	
		ATTACHING PARTS -----		
-32	AN6-17A	BOLT HEAVY DUTY FAIRING -----	1	
-33	AN960-616L	WASHER -----	1	
-34	AN936B616	WASHER -----	1	
		-----*		

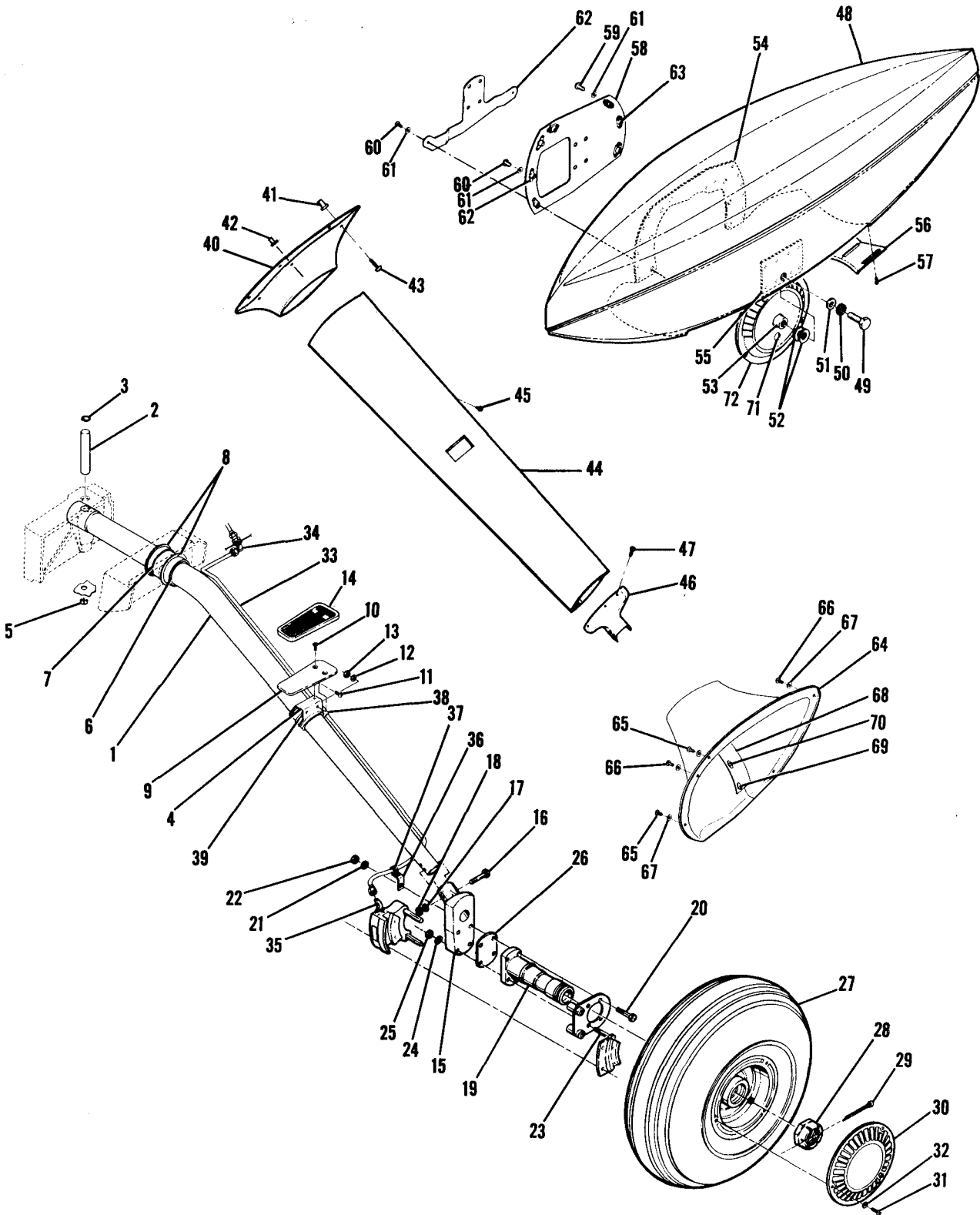
CONTINUED ON NEXT PAGE

FIGURE AND INDEX NO.	PART NUMBER	DESCRIPTION	UNITS PER ASSY							USABLE ON CODE	
			1	2	3	4	5	6	7		
39A-35	0541180-2	DOUBLER HEAVY DUTY FAIRING -----								1	
-36	1441013-1	SCRAPER HEAVY DUTY FAIRING -----								1	
	AN520-10R10	ATTACHING PARTS -----									
	MS21044N3	SCREW -----								4	
		NUT -----								4	
		-----*									
-37	0741618-1	SUPPORT ASSEMBLY-LH HEAVY DUTY FAIRING -----								1	
	0741618-2	SUPPORT ASSEMBLY-RH HEAVY DUTY FAIRING -----								1	
		ATTACHING PARTS -----									
-38	AN520-10R10	SCREW HEAVY DUTY FAIRING -----								4	
		-----*									
-39	NAS686A3	NUTPLATE HEAVY DUTY FAIRING -----								3	
-40	NAS680A3	NUTPLATE HEAVY DUTY FAIRING -----								1	
-41	0741619-1	PLATE ASSEMBLY HEAVY DUTY FAIRING -----								2	
		ATTACHING PARTS -----									
-42	AN520-10R10	SCREW -----								2	
		-----*									
-43	0441130-2	NUT HEAVY DUTY FAIRING -----								1	
-44	0741616-1	SPACER HEAVY DUTY FAIRING -----								1	
-45	0541203-1	FAIRING ASSEMBLY-WHEEL MAIN LANDING GEAR LH -----								1	
	0541203-2	FAIRING ASSEMBLY-WHEEL MAIN LANDING GEAR RH -----								1	
		ATTACHING PARTS -----									
-46	AN6-6A	BOLT -----								1	
-47	AN936B616	WASHER -----								1	B
-48	AN960-616L	WASHER -----								1	
-49	AN960-616	WASHER -----								2	
-50	0741047-2	NUT ASSEMBLY -----								1	
	MS24665-362	PIN-COTTER -----								1	
		-----*									
-51	0541206-1	DOUBLER-WHEEL FAIRING -----								1	
-52	0541207-1	DOUBLER-WHEEL FAIRING -----								1	
-53	0541205-1	SCRAPER-WHEEL FAIRING -----								1	
		ATTACHING PARTS -----									
-54	AN520-10R16	SCREW -----								3	
	AN960-10	WASHER -----								4	
	MS21044N3	NUT -----								3	
		-----*									
-55	0741046-7	PLATE ASSEMBLY-MOUNTING LH -----								1	
	0741046-8	PLATE ASSEMBLY-MOUNTING RH -----								1	
		ATTACHING PARTS -----									
-56	AN525-10R10	SCREW -----								3	
-57	AN525-10R12	SCREW -----								4	
	S1450-3D9-032	WASHER -----								7	
		-----*									
-58	NAS686A3	NUTPLATE -----								4	
-59	NAS680A3K	NUTPLATE -----								3	
-60	624 1M	VALVE-EXTENSION DL -----								1	
	3680C	VALVE-EXTENSION SV ALTERNATE -----								1	
-61	0741048-7	CAP-WHEEL -----								2	
		ATTACHING PARTS -----									
	AN515-8R4	SCREW -----								3	
	AN936A8	WASHER -----								3	
		-----*									
-62	1741022-1	STIFFENER-LH WHEEL FAIRING -----								1	
	1741022-2	STIFFENER-RH WHEEL FAIRING -----								1	
		A---182 SERIAL 18260446 THRU 18260825 A182 SERIAL A182-0117 & ON B---182 SERIAL 18260446 THRU 18260825 A182 SERIAL A182-0117 THRU A182-0136									

FIGURE AND INDEX NO.	PART NUMBER	DESCRIPTION	UNITS PER ASSY	USABLE ON CODE
		1 2 3 4 5 6 7		
39B-		LANDING GEAR INSTALLATION -----	NP	A
- 1	0741630-1 0741630-2	SPRING ASSEMBLY-MAIN LANDING GEAR LH ----- SPRING ASSEMBLY-MAIN LANDING GEAR RH -----	1 1	
		ATTACHING PARTS -----		
- 2	1241214-2	PIN -----	1	
- 3	MS16625-1075	RING-RETAINING -----	1	
		-----*		
- 4	0741629-1	SUPPORT ASSEMBLY LH-STEP -----	1	
	0741629-2	SUPPORT ASSEMBLY RH-STEP -----	1	
- 5	CM2692-12P5S	PLUG BUTTON -----	1	
- 6	0741632-1	BUSHING ASSEMBLY-MAIN LANDING GEAR -----	1	
- 7	0741633-1	SPACER-MAIN LANDING GEAR BUSHING -----	1	
- 8	MS16624-1262	RING-RETAINER -----	2	
- 9	0741623-1	STEP ASSEMBLY -----	1	
		ATTACHING PARTS -----		
-10	AN509-10R8	SCREW -----	1	
-11	NAS221-9	SCREW -----	2	
-12	AN960-10L	WASHER -----	2	
-13	MS20364-1032C	NUT -----	2	
		-----*		
-14	0741623-4	TREAD-STEP -----	1	
-15	1741003-3 1741003-4	FITTING-MAIN GEAR AXLE LH ----- FITTING-MAIN GEAR AXLE RH -----	1 1	
		ATTACHING PARTS -----		
-16	NAS464P5LA30	BOLT -----	2	
-17	AN960-516L	WASHER -----	2	
-18	NAS679A5	NUT -----	2	
		-----*		
-19	0541124-1	AXLE-MAIN LANDING GEAR -----	1	
		ATTACHING PARTS -----		
-20	AN5-17A	BOLT -----	2	
	AN5-21A	BOLT USED WITH WHEEL FAIRINGS -----	2	
-21	AN960-516L	WASHER -----	2	
-22	NAS679A5	NUT -----	2	
-23	AN6-17A	BOLT -----	2	
	AN6-21A	BOLT USED WITH WHEEL FAIRINGS -----	2	
-24	AN960-616L	WASHER -----	2	
-25	NAS679A6	NUT -----	2	
		-----*		
-26	0441139-5	SHIM -----	AR	
	0441139-6	SHIM -----	AR	
	0541157-1	SHIM -----	AR	
	0541157-2	SHIM -----	AR	
	0541157-3	SHIM -----	AR	
	1241061-1	SHIM -----	AR	
-27	SEE FIG 40A	WHEEL & BRAKE ASSEMBLY-MAIN GEAR -----	1	
		ATTACHING PARTS -----		
-28	S1117-24	NUT -----	1	
-29	MS24665-351	COTTER PIN -----	1	
		-----*		
-30	0741048-8	CAP-HUB -----	2	
		ATTACHING PARTS -----		
-31	AN515-8R4	SCREW -----	3	
-32	AN936A8	WASHER -----	3	
		-----*		
-33	0700099-93	LINE ASSEMBLY-BRAKE LH -----	1	
	0700099-92	LINE ASSEMBLY-BRAKE RH -----	1	
		ATTACHING PARTS -----		
-34	AN833-30	ELBOW -----	1	
	AN960PD616	WASHER -----	2	
	AN924-3D	NUT -----	1	
-35	MS20822-30	ELBOW -----	1	
-36	0550100-6	BRACKET -----	1	
-37	MS21919DG3	CLAMP -----	1	
	AN520-10R6	SCREW -----	1	
	MS21044N3	NUT -----	1	
-38	S1495-3	HOSE 1.30 IN LG BULK ITEM REF S1495-3-1.30 -----	1	
-39	S1693-6	STA-STRAP -----	1	
		-----*		

CONTINUED ON NEXT PAGE

Aligning Gear (Cont)

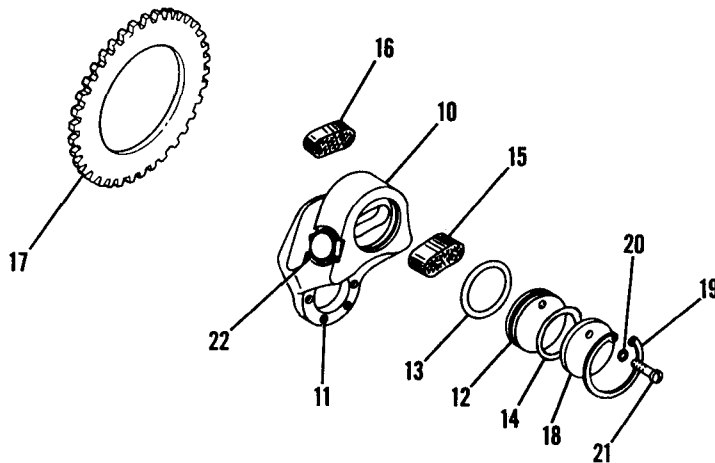
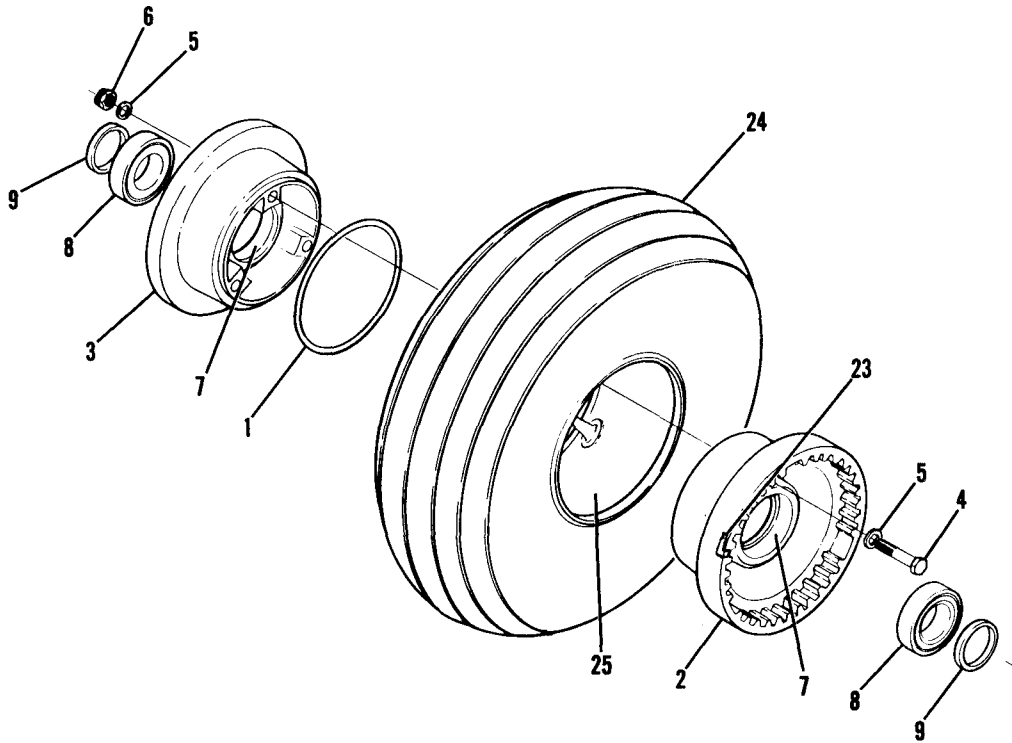


182 SERIAL 18260826 & ON

Figure 39B. Main Landing Gear Installation

FIGURE AND INDEX NO.	PART NUMBER	DESCRIPTION	UNITS PER ASSY							USABLE ON CODE
			1	2	3	4	5	6	7	
39B-40	1741005-17	FAIRING ASSEMBLY-LH -----							1	B
	0741635-1	FAIRING ASSEMBLY-LH -----							1	C
	1741005-18	FAIRING ASSEMBLY-RH -----							1	B
	0741635-2	FAIRING ASSEMBLY-RH -----							1	C
		ATTACHING PARTS								
-41	NAS1329S3K.080	NUT -----							4	
-42	NAS1329S3K.130	NUT -----							2	
-43	AN520-10R12	SCREW -----							6	
		-----*								
	1741005-21	SPLICE PLATE ASSY-LH -----							1	
	1741005-22	SPLICE PLATE ASSY-RH -----							1	
	NAS680A06K	NUTPLATE -----							3	
-44	0741624-1	FAIRING ASSEMBLY-LH -----							1	B
	0741624-11	FAIRING ASSY-LH STANDARD -----							1	C
	0741624-7	FAIRING ASSY-LH USED WITH WHEEL FAIRING -----							1	C
	0741624-2	FAIRING ASSEMBLY-RH -----							1	B
	0741624-10	FAIRING ASSY-RH STANDARD -----							1	C
	0741624-6	FAIRING ASSY-RH USED WITH WHEEL FAIRING -----							1	C
-45	S1021Z8-6	SCREW -----							9	
	NAS395-16-3	NUTPLATE -----							9	
	NAS697A08K	NUTPLATE -----							3	
-46	0741622-1	COVER PLATE-LH -----							1	
	0741622-2	COVER PLATE-RH -----							1	
		ATTACHING PARTS								
-47	AN525-832R6	SCREW -----							3	
	NAS446-4-3	NUT -----							3	
		-----*								
-48	0541203-15	FAIRING INSTALLATION-MAIN LANDING GEAR -----							NP	
	0541203-14	FAIRING ASSEMBLY-WHEEL MAIN LANDING GEAR LH -----							1	
		FAIRING ASSEMBLY-WHEEL MAIN LANDING GEAR RH -----							1	
		ATTACHING PARTS								
-49	AN6-6A	BOLT -----							1	
-50	AN936B616	WASHER -----							1	D
-51	AN960-616L	WASHER -----							1	
-52	AN960-616	WASHER -----							2	
-53	0741047-2	NUT -----							1	
	MS24665-362	PIN-COTTER -----							1	
		-----*								
-54	0541206-1	DOUBLER-WHEEL FAIRING -----							1	
-55	0541207-1	DOUBLER-WHEEL FAIRING -----							1	
	NAS680A3	NUTPLATE -----							3	
-56	0541205-1	SCRAPER-WHEEL FAIRING -----							1	
		ATTACHING PARTS								
-57	AN520-10R16	SCREW -----							3	
	AN960-10	WASHER -----							6	
	MS21044N3	NUT -----							3	
		-----*								
-58	0741046-7	PLATE ASSEMBLY-MOUNTING LH -----							1	
	0741046-8	PLATE ASSEMBLY-MOUNTING RH -----							1	
		ATTACHING PARTS								
-59	AN525-10R12	SCREW -----							2	
-60	AN525-10R10	SCREW -----							2	
-61	S1450-3D9-032	WASHER -----							4	
		-----*								
-62	NAS686A3	NUTPLATE -----							4	
-63	NAS680A3K	NUTPLATE -----							3	
-64	0741634-1	FAIRING ASSEMBLY LH-BRAKE -----							1	B
	0741634-9	FAIRING ASSEMBLY LH-BRAKE -----							1	C
	0741634-2	FAIRING ASSEMBLY RH-BRAKE -----							1	B
	0741634-8	FAIRING ASSEMBLY RH-BRAKE -----							1	C
		ATTACHING PARTS								
-65	AN525-10R16	SCREW -----							3	
-66	AN525-10R14	SCREW -----							3	
-67	AN960PD10	WASHER -----							5	
		-----*								
-68	0741634-5	STIFFENER ASSEMBLY -----							1	
-69	S1862-1	NUTPLATE -----							2	
-70	S1863-2	NUTPLATE -----							2	
-71	6241M	VALVE-EXTENSION DL -----							1	
-72	0741048-7	CAP-WHEEL -----							2	
	AN515-8R4	SCREW -----							3	
	AN936A8	WASHER -----							3	
A---182 SERIAL 18260826 & ON										
B---182 SERIAL 18260826 THRU 18261425										
C---182 SERIAL 18261426 & ON										
D---182 SERIAL 18260826 THRU 18260953										

Aligning Gear (Cont)

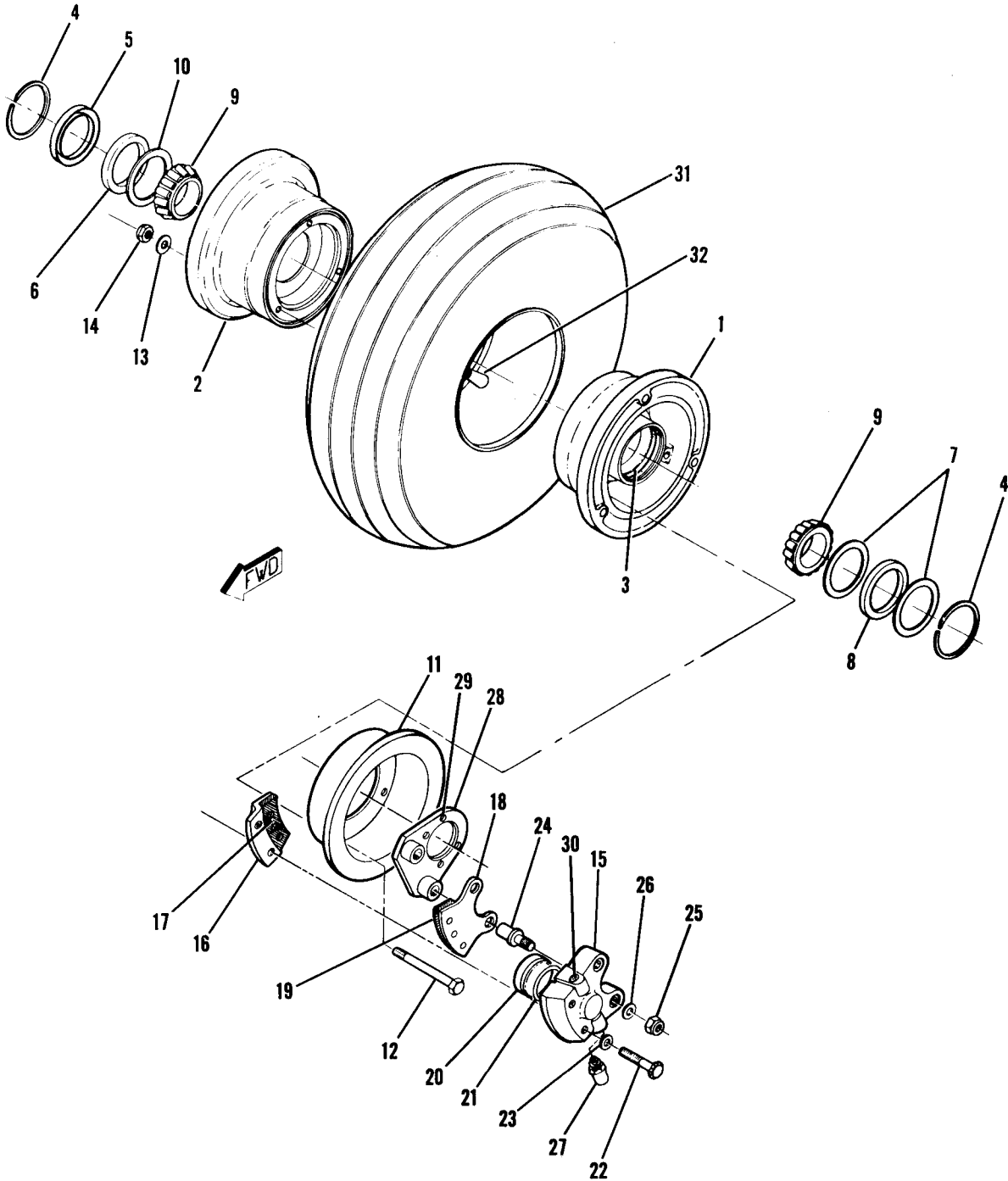


182 SERIAL 18253599 THRU 18255844

Figure 40. Main Wheel & Brake Assembly

FIGURE AND INDEX NO.	PART NUMBER	DESCRIPTION	UNITS PER ASSY	USABLE ON CODE
40 -		1 2 3 4 5 6 7		
	0541160-13	WHEEL & BRAKE ASSEMBLY-MAIN LANDING GEAR -----	NP	C
	0541183-9	WHEEL ASSEMBLY-MAIN LANDING GEAR GY9532673 -----	1	A
	AN6230B28	WHEEL ASSEMBLY-MAIN LANDING GEAR GY 9532522 -----	1	B
- 1	9524201	O RING -----	1	A
- 2	9524202	WHEEL SUBASSEMBLY-INBOARD HALF GY -----	1	
- 3	9524318	WHEEL SUBASSEMBLY-OUTBOARD HALF GY -----	1	A
		WHEEL SUBASSEMBLY-OUTBOARD HALF GY -----	1	B
		ATTACHING PARTS		
- 4	AN4-13A	BOLT -----	3	
- 5	AN960-416	WASHER -----	6	
- 6	22FH-428	NUT SPS -----	3	
		-----*		
- 7	13830	CUP-BEARING T1 -----	1	
- 8	13889	CONE-BEARING T1 -----	2	
- 9	9524218	SEAL-BEARING GY -----	2	
	9524491	CLIP-VALVE GY -----	1	B
		ATTACHING PARTS		
	AN504-8R8	SCREW -----	1	B
		-----*		
	0541161-2	BRAKE ASSEMBLY GY9532181 -----	1	
-10	9541458	HOUSING-BRAKE GY -----	1	
-11	9521184	BUSHING GY -----	1	
-12	9524223	PISTON GY -----	1	
-13	AN6230B2	O RING -----	1	
-14	AN6230B3	O RING -----	1	
-15	9511269	LINING-BRAKE GY -----	1	
-16	9511271	LINING-BRAKE GY -----	1	
-17	9532277	DISC-BRAKE GY -----	1	
-18	9524343	CYLINDER HEAD GY -----	1	
		ATTACHING PARTS		
-19	MS16625-212	SNAP RING -----	1	
		-----*		
-20	511846-4	SEAL-BLEEDER GY -----	1	
-21	AN502-10-6	SCREW-BLEEDER -----	1	
-22	9520448	PLUG-DRAIN GY -----	1	
	MS28778-4	GASKET-DRAIN -----	1	
-23	9524463	CLIP-BRAKE DISC GY -----	3	
-24	C262003-0304	TIRE-TUBELESS 6.00 X 6 6 PLY RATED -----	1	A
	C262003-0204	TIRE-TUBE TYPE 6.00X6 6 PLY RATED -----	1	B
	C262003-0207	TIRE-TUBE TYPE 8.00X6 6 PLY RATED -----	1	
-25	C262023-0102	TUBE 6.00X6 -----	1	B
	C262023-0104	TUBE 8.00X6 -----	1	
		A---182 SERIAL 18253599 THRU 18254423		
		B---182 SERIAL 18254424 THRU 18255844		
		C---182 SERIAL 18253599 THRU 18255844		

Aligning Gear (Cont)



182 SERIAL 18255845 & ON
Figure 40A. Main Wheel & Brake Assembly

FIGURE AND INDEX NO.	PART NUMBER	DESCRIPTION	UNITS PER ASSY	USABLE ON CODE
40A-		WHEEL & BRAKE ASSEMBLY-MAIN LANDING GEAR -----	NP	A
	C163001-0103	WHEEL ASSEMBLY-MAIN GEAR CFP 40-97A -----	1	F
	C163001-0104	WHEEL ASSEMBLY-MAIN GEAR CFP 40-113 -----	1	G
- 1	161-30	WHEEL HALF ASSEMBLY-MALE CFP -----	1	F
	161-49	WHEEL HALF ASSEMBLY-MALE CFP -----	1	G
- 2	162-27	WHEEL HALF ASSEMBLY-FEMALE CFP -----	1	F
	162-47	WHEEL HALF ASSEMBLY-FEMALE CFP -----	1	G
- 3	13836	CUP-BEARING -----	1	
- 4	3023	SNAP RING CFP -----	1	
- 5	153-15	RING-GREASE SEAL CFP -----	1	
- 6	154-13	FELT-GREASE SEAL CFP -----	1	
- 7	3022	RING-GREASE SEAL CFP -----	2	
- 8	3021	FELT-GREASE SEAL CFP -----	1	
- 9	13889	CONE-BEARING CFP -----	2	
-10	A39070	RING-GREASE SEAL CFP -----	1	
-11	164-26A	DISC ASSEMBLY-BRAKE CFP -----	1	F
	164-40	DISC ASSEMBLY-BRAKE CFP -----	1	G
-12	AN5-35A	BOLT -----	3	F
	AN4-36A	BOLT -----	3	G
-13	AN960-516	WASHER -----	3	F
	AN960-416	WASHER -----	3	G
-14	NAS679A5	NUT -----	3	F
	AN365-428	NUT -----	3	G
	C163030-0101 *	BRAKE ASSEMBLY CFP 30-56 WHEN EXHAUSTED ----- USE C163030-0103 OR C163030-0105	1	B
	C163030-0103 **	BRAKE ASSEMBLY INCLUDES NIPPLE CFP 30-63 -----	1	D
	C163030-0105 **	BRAKE ASSEMBLY INCLUDES ELBOW 30-63 -----	1	D
	C163030-0107 **	BRAKE ASSEMBLY -----	1	E
	C163030-113 **	BRAKE ASSEMBLY -----	1	G
	91-22	CYLINDER ASSEMBLY CFP -----	1	F
	91-44	CYLINDER ASSEMBLY CFP -----	1	G
-15	61-19	CYLINDER CFP -----	1	F
	61-37	CYLINDER CFP -----	1	G
-16	74-10	BACK PLATE ASSEMBLY CFP -----	1	
-17	66-30	LINING -----	1	
	561	RIVET CFP -----	AR	
-18	73-11	PRESSURE PLATE ASSEMBLY CFP -----	1	
-19	66-30	LINING CFP -----	1	
	561	RIVET CFP -----	AR	
-20	92-17	PISTON ASSEMBLY CFP -----	1	
-21	AN6230B2	O RING -----	1	
-22	LP4-17AM	BOLT CFP -----	2	
-23	AN960-416L	WASHER -----	2	
-24	69-4	BOLT-ANCHOR CFP -----	2	
-25	NAS679A4	NUT -----	2	
-26	AN960-416L	WASHER -----	2	
-27	FC6446	SCREW-BLEEDER CFP -----	1	
	183-1	CAP-BLEEDER SCREW CFP -----	1	
	37-206	SEAT-BLEEDER SCREW CFP -----	1	

CONTINUED ON NEXT PAGE

FIGURE AND INDEX NO.	PART NUMBER	DESCRIPTION	UNITS PER ASSY	USABLE ON CODE		
					1	2
40A-28	75-31	TORQUE PLATE ASSEMBLY CFP -----	1	B		
	75-37	TORQUE PLATE ASSEMBLY CFP -----	1	C		
-29	145-10	BUSHING-TORQUE PLATE -----	2			
-30	AN816-4D	NIPPLE USED ON C163030-0103 ASSY -----	1	D		
	MS20823-4D	ELBOW USED ON C163030-0105 ASSY -----	1	D		
	AN914-1D	ELBOW USED WITH C163030-0107 & -0113 ASSY -----	1			
-31	C262003-0204	TIRE-6.00X6 6 PR -----	1			
	C262001-0201	TIRE 6.00X6 WHITEWALL 6 PR -----	1			
-32	C262023-0102	TUBE-6.00 X 6 -----	1			
<p>NOTE. *WHEN INITIALLY ORDERING C163030-0103 OR C163030-0105 FOR AIRPLANES DESCRIBED IN CODE B ALSO ORDER 164-26 BRAKE DISC.</p> <p>NOTE. **BRAKE ASSEMBLIES DESCRIBED ARE NORMALLY LH - REVERSE FITTINGS & TORQUE PLATE BUSHINGS FOR RH INSTALLATION.</p> <p>A---182 SERIAL 18255845 THRU 18262465 B---182 SERIAL 18255845 THRU 18256228 182 SERIAL 18256230 THRU 18256232 C---182 SERIAL 18256229 & 18256233 THRU 18262465 D---182 SERIAL 18256299 & 18256233 THRU 18258399 A182 SERIAL A182-0001 THRU A182-0096 E---182 SERIAL 18258400 THRU 18260445 A182 SERIAL A182-0097 THRU A182-0136 F---182 SERIAL 18255845 THRU 18260445 A182 SERIAL A182-0001 THRU A182-0136 G---182 SERIAL 18260446 THRU 18262465 A182 SERIAL A182-0137 & ON</p>						

FIGURE AND INDEX NO.	PART NUMBER	DESCRIPTION	UNITS PER ASSY	USABLE ON CODE
41 -		1 2 3 4 5 6 7 CABIN DOOR ASSEMBLY-LH ----- ATTACHING PARTS -----	NP	AH
- 1	AN509-10R14	SCREW -----	3	
	AN507-1032R12	SCREW -----	2	
- 2	MS21044N3	NUT -----	5	
- 3	AN507-832R8	SCREW -----	2	P
	AN507-1032R8	SCREW -----	2	Q

- 4	0711027-1	HANDLE-INSIDE DOOR -----	1	R
- 4A	0700166-1	PLACARD-CABIN DOOR HANDLE -----	1	U
- 4B	1211250-6	HANDLE-INSIDE DOOR -----	1	AC
	1211250-7	HANDLE-INSIDE DOOR -----	1	AD
- 4C	1211251-2	INSERT-HANDLE -----	1	AC
	1211251-1	INSERT-HANDLE -----	1	AD
- 5	0511189-2	ESCUTCHEON-DOOR HANDLE -----	1	AB
- 5A	1705015-1	PLACARD-DOOR LH -----	1	V
- 5B	1211836-1	WASHER -----	1	W
- 6	0511189-1	CLIP-DOOR HANDLE -----	1	
- 7	0413317-1	SPRING-DOOR HANDLE -----	1	G
	0413317	SPRING-DOOR HANDLE -----	1	H
- 8	0413323-5	LOCK ASSEMBLY-DOOR -----	1	J
	C253001-0101	LOCK ASSEMBLY-DOOR -----	1	L
- 8A	0711033	CAM-DOOR LOCK -----	1	
- 9	0411851	WASHER -----	1	
-10	SEE FIG 43	LATCH ASSEMBLY-REMOVABLE -----	1	K
	SEE FIG 43A	LATCH ASSEMBLY-REMOVABLE -----	1	O
		ATTACHING PARTS -----		
	NAS220-5	SCREW -----	12	
	NAS696A08	NUTPLATE -----	1	
	NAS697A08	NUTPLATE -----	4	

-11	0710625-1	HINGE-DOOR STOP -----	1	P
	0710625-5	HINGE-DOOR STOP -----	1	Q
-12		DELETED-NEVER USED -----		
-13	0700663-1	PLATE-WINDOW LATCH -----	1	B
	0700685-1	PLATE-WINDOW LATCH -----	1	C
		ATTACHING PARTS -----		
-14	S1021Z8	SCREW -----	2	

	0710620-201	STRUCTURE ASSEMBLY-CABIN DOOR LH -----	1	D
	0710620-207	STRUCTURE ASSEMBLY-CABIN DOOR LH -----	1	F
	0710620-213	STRUCTURE ASSEMBLY-CABIN DOOR LH -----	1	S
	0710620-219	STRUCTURE ASSEMBLY-CABIN DOOR LH -----	1	X
	0710620-223	STRUCTURE ASSEMBLY-CABIN DOOR LH -----	1	Y
		STRUCTURE ASSEMBLY-CABIN DOOR LH -----	1	AE
	0710620-203	STRUCTURE ASSEMBLY-CABIN DOOR LH -----	1	D
	0710620-205	STRUCTURE ASSEMBLY-CABIN DOOR LH -----	1	F
	0710620-211	STRUCTURE ASSEMBLY-CABIN DOOR LH -----	1	S
	0710620-217	STRUCTURE ASSEMBLY-CABIN DOOR LH -----	1	X
	0710620-225	STRUCTURE ASSEMBLY-CABIN DOOR LH -----	1	Y
		STRUCTURE ASSEMBLY-CABIN DOOR LH -----	1	AD
-15	0710620-9	SKIN-CABIN DOOR -----	1	R
	0717010-11	SKIN-CABIN DOOR -----	1	T
	0717010-21	JAMB-WINDOW -----	1	
-16	0710619-1	SUPPORT ASSEMBLY-ARM REST -----	2	D
-17	0700684-1	SUPPORT ASSEMBLY-ARM REST -----	2	E
	NAS696A3	NUTPLATE -----	1	
-18	0710622-1	REINFORCEMENT-DOOR STOP -----	1	
-19	0710623-1	PLATE-STOP -----	1	
-20	0710624-1	CATCH ASSEMBLY-DOOR STOP -----	1	
		ATTACHING PARTS -----		
-21	AN515-6R6	SCREW -----	4	AF
	AN515-6R10	SCREW -----	4	AD
-22	NAS679A06	NUT -----	4	
	0710637-1	SPACER-WEDGE -----	1	Z
	0717009-1	SPACER-FLAT -----	1	AA

	0710624-4	PLUNGER-DOOR STOP -----	1	
	0710624-3	SPRING-DOOR STOP -----	1	
-23	0711034-1	STOP-CABIN DOOR -----	1	
-24	0711064-1	SUPPORT ASSEMBLY-DOOR LATCH FORWARD -----	1	D
	0711064-5	SUPPORT ASSEMBLY-DOOR LATCH FORWARD -----	1	E
	NAS696A08	NUTPLATE -----	2	

CONTINUED ON NEXT PAGE

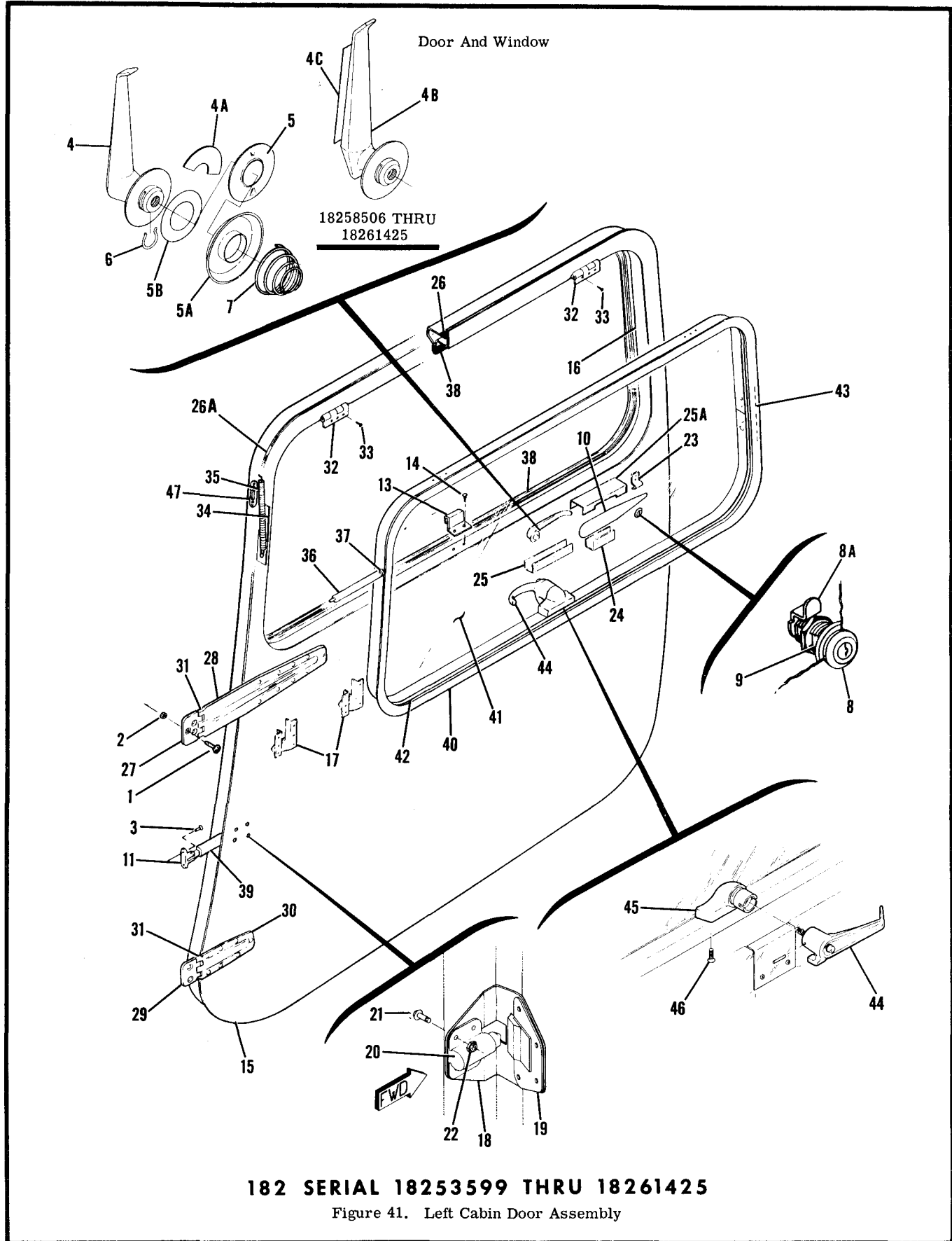


FIGURE AND INDEX NO.	PART NUMBER	DESCRIPTION	UNITS PER ASSY	USABLE ON CODE
		1 2 3 4 5 6 7		
41 -25	0711065-1	SUPPORT ASSEMBLY-DOOR LATCH -----	1	
	NAS696A08	NUTPLATE -----	1	
	NAS697A08	NUTPLATE -----	2	
-25A	0710631-3	STIFFENER ASSEMBLY -----	1	F
	NAS697A08	NUTPLATE -----	2	F
	0717010-23	STIFFENER -----	1	O
	NAS682A08	NUTPLATE -----	1	O
-26	S1116-1	SEAL 116.0 IN LG BKI REF S1116-1-116.0 -----	1	AF
	S1116-1	SEAL 144.0 IN LG BKI REF S1116-1-144.0 -----	1	AD
-26A	S1116-1	SEAL 28.0 IN LG BKI REF S1116-1-28.0 -----	1	AF
	S1441-1-	SEAL 12.0 IN LG BULK ITEM REF S1441-1-12.0 -----	1	AF
-27	0711037-15	HINGE-UPPER STATIONARY -----	1	
-28	0711037-17	HINGE-UPPER -----	1	
-29	0711037-19	HINGE-LOWER STATIONARY -----	1	
-30	0711037-21	HINGE-LOWER -----	1	
-31	0711038-1	PIN-HINGE -----	2	
-32	0411185-7	HINGE-WINDOW -----	2	
		ATTACHING PARTS		
-33	CR163-4-4	RIVET CR -----	4	
		-----*		
-34	0711021-1	PLATE -----	1	
-35	0711021-9	SPRING -----	1	
-36	0711021-4	ARM ASSEMBLY -----	1	
		ATTACHING PARTS		
-37	AN525-10R8	SCREW -----	1	
		-----*		
-38	S1378-1	SEAL-WINDOW 84.0 IN LG BULK ITEM -----	1	M
		REF S1378-1-84.00W		
	S1378-2	SEAL-WINDOW 84.0 IN LG BULK ITEM -----	1	N
	S2108-1	SEAL-WINDOW 84.0 IN LG BULK ITEM -----	1	AD
		REF S1378-1-84.00		
-39	0710626-11	ARM-DOOR STOP -----	1	
	0711050-16	WINDOW ASSEMBLY-DOOR LH -----	1	AG
	0711050-17	WINDOW ASSEMBLY-DOOR LH SKYLANE -----	1	A
-40	0711050-18	FRAME-WINDOW -----	1	
-41	C711051-7	WINDOW-DOOR CLEAR -----	1	AG
	0711051-6	WINDOW-DOOR TINTED SKYLANE -----	1	A
-42	0711051-5	SEAL -----	1	
-43	0711050-15	TUBE-SPLICE -----	1	
		ATTACHING PARTS		
	CR163-4-4	RIVET CR -----	6	
		-----*		
-44	S1483-2	HANDLE ASSEMBLY-WINDOW -----	1	
		ATTACHING PARTS		
	NAS561P3-8	ROLL PIN -----	1	
		-----*		
-45	1411202-201	BRACKET ASSEMBLY -----	1	
		ATTACHING PARTS		
-46	NAS514-1032-14	SCREW -----	2	
	NAS43HT3-34	SPACER -----	2	
		-----*		
	S1613-3-75	RIVNUT GD -----	1	
-47	0710638-1	WEDGE-DOOR -----	1	

NOTE. *THIS SEAL IS INSTALLED UNDER S1264-1-28

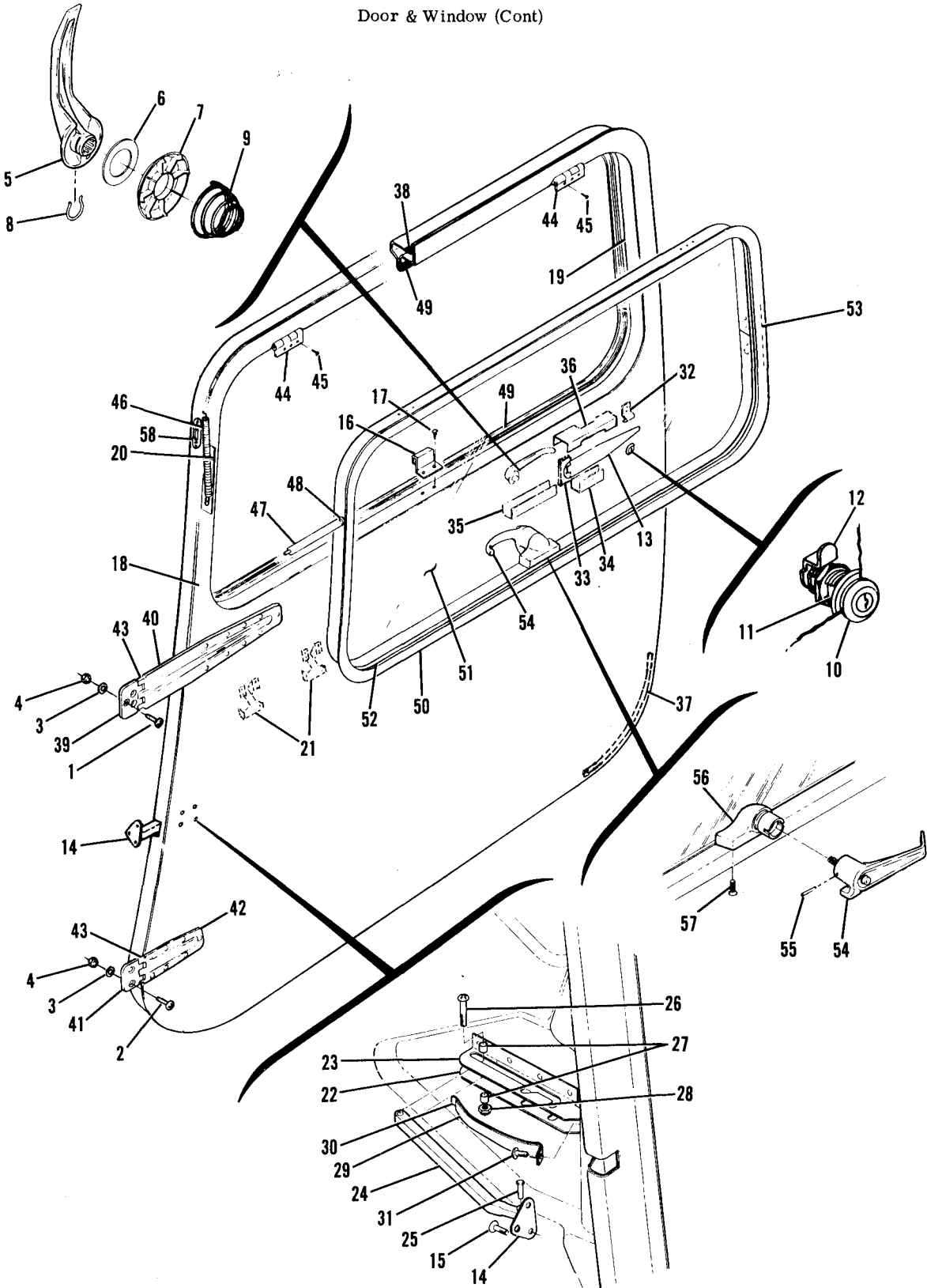
NOTE. #WHEN ORDERING THIS PART PRIOR TO SERIAL 18255121, ALSO ORDER ONE 0711653-2 HANDLE SHOWN ON FIGURE 43.

CONTINUED ON NEXT PAGE

FIGURE AND INDEX NO.	PART NUMBER	DESCRIPTION	UNITS PER ASSY	USABLE ON CODE
41 -		<p style="text-align: center;">1 2 3 4 5 6 7</p> <p>A---182 SERIAL 18253599 THRU 18261425 A182 SERIAL A182-0001 & ON</p> <p>B---182 SERIAL 18253599 THRU 18253794</p> <p>C---182 SERIAL 18253795 THRU 18261425 A182 SERIAL A182-0001 & ON</p> <p>D---182 SERIAL 18253599 THRU 18254423</p> <p>E---182 SERIAL 18254424 THRU 18261425 A182 SERIAL A182-0001 & ON</p> <p>F---182 SERIAL 18254424 THRU 18256684</p> <p>G---182 SERIAL 18253599 THRU 18255029</p> <p>H---182 SERIAL 18255030 THRU 18261425 A182 SERIAL A182-0001 & ON</p> <p>J---182 SERIAL 18253599 THRU 18257625 A182 SERIAL A182-0001 THRU A182-0056</p> <p>K---182 SERIAL 18253599 THRU 18256684</p> <p>L---182 SERIAL 18257626 THRU 18261425 A182 SERIAL A182-0057 & ON</p> <p>M---182 SERIAL 18253599 THRU 18255844</p> <p>N---182 SERIAL 18255845 THRU 18260445 A182 SERIAL A182-0001 THRU A182-0116</p> <p>O---182 SERIAL 18256685 THRU 18261425 A182 SERIAL A182-0001 & ON</p> <p>P---182 SERIAL 18253599 THRU 18257934 A182 SERIAL A182-0001 THRU A182-0096</p> <p>Q---182 SERIAL 18257935 THRU 18261425 A182 SERIAL A182-0097 & ON</p> <p>R---182 SERIAL 18253599 THRU 18258505 A182 SERIAL A182-0001 THRU A182-0096</p> <p>S---182 SERIAL 18256685 THRU 18258505 A182 SERIAL A182-0001 THRU A182-0096</p> <p>T---182 SERIAL 18258506 THRU 18261425 A182 SERIAL A182-0097 & ON</p> <p>U---182 SERIAL 18256685 THRU 18259899 A182 SERIAL A182-0001 THRU A182-0116</p> <p>V---182 SERIAL 18259900 THRU 18261425 A182 SERIAL A182-0117 & ON</p> <p>W---182 SERIAL 18260111 THRU 18261425 A182 SERIAL A182-0117 & ON</p> <p>X---182 SERIAL 18258506 THRU 18260055 A182 SERIAL A182-0097 THRU A182-0116</p> <p>Y---182 SERIAL 18260056 THRU 18260445 A182 SERIAL A182-0117 THRU A182-0136</p> <p>Z---182 SERIAL 18254348 THRU 18261425 A182 SERIAL A182-0001 & ON</p> <p>AA---182 SERIAL 18260174 THRU 18261425 A182 SERIAL A182-0117 & ON</p> <p>AB---182 SERIAL 18253599 THRU 18259899 A182 SERIAL A182-0001 THRU A182-0116</p> <p>AC---182 SERIAL 18258506 THRU 18260445 A182 SERIAL A182-0097 THRU A182-0116</p> <p>AD---182 SERIAL 18260446 THRU 18261425 A182 SERIAL A182-0117 & ON</p> <p>AE---182 SERIAL 18260446 THRU 18260825 A182 SERIAL A182-0116 THRU A182-0136</p> <p>AF---182 SERIAL 18253599 THRU 18260445 A182 SERIAL A182-0001 THRU A182-0116</p> <p>AG---182 SERIAL 18253599 THRU 18260825 A182 SERIAL A182-0001 THRU A182-0136</p> <p>AH---182 SERIAL 18253599 THRU 18261425 A182 SERIAL A182-0001 & ON</p>		

FIGURE AND INDEX NO.	PART NUMBER	DESCRIPTION	UNITS PER ASSY	USABLE ON CODE
41A-		CABIN DOOR ASSEMBLY--LH ----- ATTACHING PARTS -----	N	A
- 1	AN509-10R14	SCREW -----	3	
- 2	AN507-1032R12	SCREW -----	2	
- 3	AN960-10L	WASHER -----	5	
- 4	MS21044N3	NUT -----	5	
		*-----		
- 5	0517006-2	HANDLE--INSIDE DOOR -----	1	
- 6	1211836-1	WASHER -----	1	
- 7	1705015-1	PLACARD -----	1	
- 8	0511189-1	CLIP -----	1	
- 9	0413317	SPRING -----	1	
-10	C253001-0101	LOCK ASSY--DOOR -----	1	
-11	0411851	WASHER -----	1	
-12	0711033-1	CAM--DOOR LOCK -----	1	
-13	SEE FIG 43A	LATCH ASSY--REMOVABLE ----- ATTACHING PARTS -----	1	
	NAS220-5	SCREW -----	14	
	NAS696A08	NUTPLATE -----	1	
	NAS697A08	NUTPLATE -----	4	
		*-----		
-14	1213942-1	HINGE ASSY--DOOR STOP ----- ATTACHING PARTS -----	1	
-15	AN509-10R8	SCREW -----	3	
		*-----		
-16	0700685-1	STRIKER PLATE--WINDOW LATCH ----- ATTACHING PARTS -----	1	
-17	S102228-8	SCREW -----	2	
		*-----		
-18	1217037-9	STRUCTURE ASSY--CABIN DOOR LH -----	NP	
-19	0717010-28	SKIN--CABIN DOOR -----	1	
-20	0711021-1	JAMB ASSEMBLY--WINDOW ----- PLATE -----	1	
-21	0700684-1	SUPPORT ASSY--ARM REST -----	2	
	NAS696A3	NUTPLATE -----	1	
-22	1217038-1	BRACKET--CABIN DOOR STOP -----	1	
-23	1217038-2	BRACKET--CABIN DOOR STOP -----	1	
CONTINUED ON NEXT PAGE				

Door & Window (Cont)



182 SERIAL 18261426 & ON

Figure 41A. Left Cabin Door Assembly

FIGURE AND INDEX NO.	PART NUMBER	DESCRIPTION	UNITS PER ASSY	USABLE ON CODE
41A-24	1411206-7	ARM-CABIN DOOR STOP ----- ATTACHING PARTS -----	1	
-25	MS20615-4M10	RIVET ----- -----*	1	
-26	NAS220-16	SCREW -----	1	
-27	1411206-1	SPACER -----	2	
-28	NAS679A08	NUT -----	1	
-29	1411207-1	SPRING -----	1	
-30	1411207-2	SPRING ----- ATTACHING PARTS -----	1	
-31	AN525-832R7	SCREW ----- -----*	1	
-32	0711034-1	STOP-CABIN DOOR HANDLE -----	1	
-33	1217035-1	RUB BLOCK -----	1	
-34	0711064-5	SUPPORT ASSY-DOOR LATCH -----	1	
	NAS696A08	NUTPLATE -----	2	
-35	0711065-1	SUPPORT ASSY-DOOR LATCH -----	1	
	NAS696A08	NUTPLATE -----	2	
	NAS697A08	NUTPLATE -----	1	
-36	0717010-23	BRACKET ASSY -----	1	
	NAS682A08	NUTPLATE -----	1	
-37	S1441-2	SEAL 15.0 IN LG BK1 REF S1441-2-15.0 -----	1	
-38	S1116-1	SEAL 160.0 IN LG BK1 REF S1116-1-160.0 -----	1	
-39	0711037-15	HINGE-UPPER STATIONARY -----	1	
-40	0711037-17	HINGE-UPPER -----	1	
-41	0711037-19	HINGE-LOWER STATIONARY -----	1	
-42	0711037-21	HINGE-LOWER -----	1	
-43	0711038-1	PIN-HINGE -----	2	
-44	0411185-9	HINGE ASSY-WINDOW ----- ATTACHING PARTS -----	2	
-45	CR163-4-4	RIVET-CHERRY CY ----- -----*	4	
-46	0711021-9	SPRING -----	1	
-47	0711021-4	ARM ASSY ----- ATTACHING PARTS -----	1	
-48	AN525-10R8	SCREW ----- -----*	1	
-49	S2108-1	SEAL-WINDOW 84.0 IN LG BK1 REF S2108-1-84.0 -----	1	
	0711050-27	WINDOW ASSY-DOOR LH -----	1	
-50	0711050-18	FRAME-WINDOW -----	1	
-51	0711051-6	GLASS ASSY-WINDOW TINTED -----	1	
-52	0711051-5	SEAL -----	1	
-53	0711050-15	TUBE-SPLICE ----- ATTACHING PARTS -----	1	
	S1726-1	RIVET ----- -----*	6	
-54	S1483-2	HANDLE ASSY-WINDOW ----- ATTACHING PARTS -----	1	
-55	NAS561P3-8	ROLL PIN ----- -----*	1	
-56	1411202-201	BRACKET ASSY-WINDOW LATCH ----- ATTACHING PARTS -----	1	
-57	NAS514-1032-14	SCREW -----	2	
	NAS43HT3-34	SPACER ----- -----*	2	
	S1613-3-75	RIVNUT -----	1	
-58	0710638-1	WEDGE-DOOR -----	1	

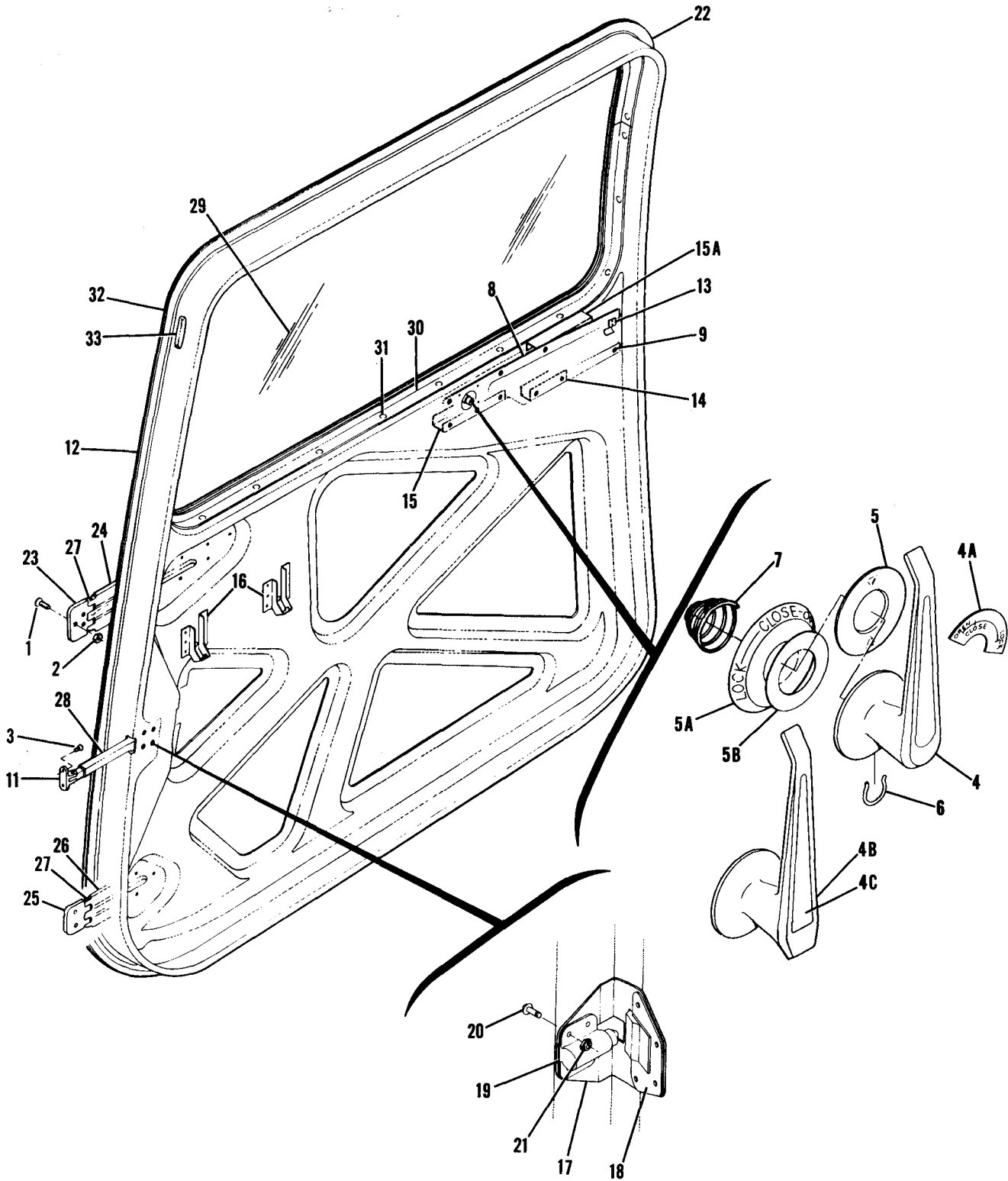
A---182 SERIAL 18261426 & ON

This page intentionally left blank.

FIGURE AND INDEX NO.	PART NUMBER	DESCRIPTION	UNITS PER ASSY	USABLE ON CODE
42 -		CABIN DOOR ASSEMBLY-RH -----	NP	AB
		ATTACHING PARTS		
- 1	AN509-10R14	SCREW -----	3	
	AN507-1032R12	SCREW -----	2	
- 2	MS21044N3	NUT -----	5	
- 3	AN507-832R8	SCREW -----	2	J
	AN507-1032R8	SCREW -----	2	K
		-----*		
- 4	0711027-1	HANDLE-INSIDE DOOR -----	1	L
- 4A	0700166-2	PLACARD-DOOR HANDLE -----	1	O
- 4B	1211250-6	HANDLE-INSIDE DOOR -----	1	W
	1211250-7	HANDLE-INSIDE DOOR -----	1	Y
- 4C	1211251-2	INSERT-HANDLE -----	1	W
	1211251-1	INSERT-HANDLE -----	1	Y
- 5	0511189-2	ESCUTCHEON-DOOR HANDLE -----	1	V
- 5A	1705015-2	PLACARD-DOOR RH -----	1	P
- 5B	1211836-1	WASHER -----	1	Q
- 6	0511189-1	CLIP-DOOR HANDLE -----	1	
- 7	0413317-1	SPRING-DOOR HANDLE -----	1	E
	0413317	SPRING-DOOR HANDLE -----	1	F
	0411851	WASHER -----	1	
- 8	SEE FIG 43	LATCH ASSEMBLY-REMOVABLE -----	1	G
	SEE FIG 43A	LATCH ASSEMBLY-REMOVABLE -----	1	H
		ATTACHING PARTS		
- 9	NAS220-5	SCREW -----	12	
	NAS696A08	NUTPLATE -----	1	
	NAS697A08	NUTPLATE -----	4	
		-----*		
		DELETE, NEVER USED		
-11	0710625-1	HINGE-DOOR STOP -----	1	J
	0710625-5	HINGE-DOOR STOP -----	1	K
	0710620-200	STRUCTURE ASSEMBLY-CABIN DOOR -----	1	B
	0710620-206	STRUCTURE ASSEMBLY-CABIN DOOR -----	1	C
	0710620-212	STRUCTURE ASSEMBLY-CABIN DOOR RH -----	1	M
	0710620-218	STRUCTURE ASSEMBLY-CABIN DOOR RH -----	1	T
	0710620-222	STRUCTURE ASSEMBLY-CABIN DOOR RH -----	1	J
		STRUCTURE ASSEMBLY-CABIN DOOR RH 182 ONLY -----	NP	Z
	0710620-202	STRUCTURE ASSEMBLY-CABIN DOOR RH SKYLANE -----	1	B
	0710620-204	STRUCTURE ASSEMBLY-CABIN DOOR RH SKYLANE -----	1	C
	0710620-210	STRUCTURE ASSEMBLY-CABIN DOOR RH SKYLANE -----	1	M
	0710620-216	STRUCTURE ASSEMBLY-CABIN DOOR RH SKYLANE -----	1	T
	0710620-224	STRUCTURE ASSEMBLY-CABIN DOOR RH SKYLANE -----	1	U
		STRUCTURE ASSEMBLY-CABIN DOOR RH -----	NP	Y
-12	0710620-10	SKIN-CABIN DOOR -----	1	L
	0717010-12	SKIN-CABIN DOOR -----	1	N
-13	0711034-1	STOP-CABIN DOOR -----	1	
-14	0711064-1	SUPPORT ASSEMBLY-DOOR LATCH FORWARD -----	1	B
	0711064-5	SUPPORT ASSEMBLY-DOOR LATCH FORWARD -----	1	C
	NAS696A08	NUTPLATE -----	2	
-15	0711065-1	SUPPORT ASSEMBLY-DOOR LATCH -----	1	
	NAS696A08	NUTPLATE -----	1	
	NAS697A08	NUTPLATE -----	2	
-15A	0710631-3	STIFFENER ASSEMBLY -----	1	C
	NAS697A08	NUTPLATE -----	2	C
	0717010-24	STIFFENER ASSEMBLY -----	1	H
	NAS682A08	NUTPLATE -----	1	H
-16	0710619-1	SUPPORT ASSEMBLY-ARM REST -----	2	B
	0700684-1	SUPPORT ASSEMBLY-ARM REST -----	2	C
	NAS696A3	NUTPLATE -----	1	
-17	0710622-2	REINFORCEMENT-DOOR STOP -----	1	
-18	0710623-2	PLATE-STOP -----	1	
-19	0710624-1	CATCH ASSEMBLY-DOOR STOP -----	1	
		ATTACHING PARTS		
-20	AN515-6R6	SCREW -----	4	X
	AN515-6R10	SCREW -----	4	Y
-21	NAS679A06	NUT -----	4	
	0710637-1	SPACER-WEDGE -----	1	R
	0717009-1	SPACER-FLAT -----	1	S
		-----*		
	0710624-4	PLUNGER-DOOR STOP -----	1	
	0710624-3	SPRING-DOOR STOP -----	1	

CONTINUED ON NEXT PAGE

Door And Window (Cont)

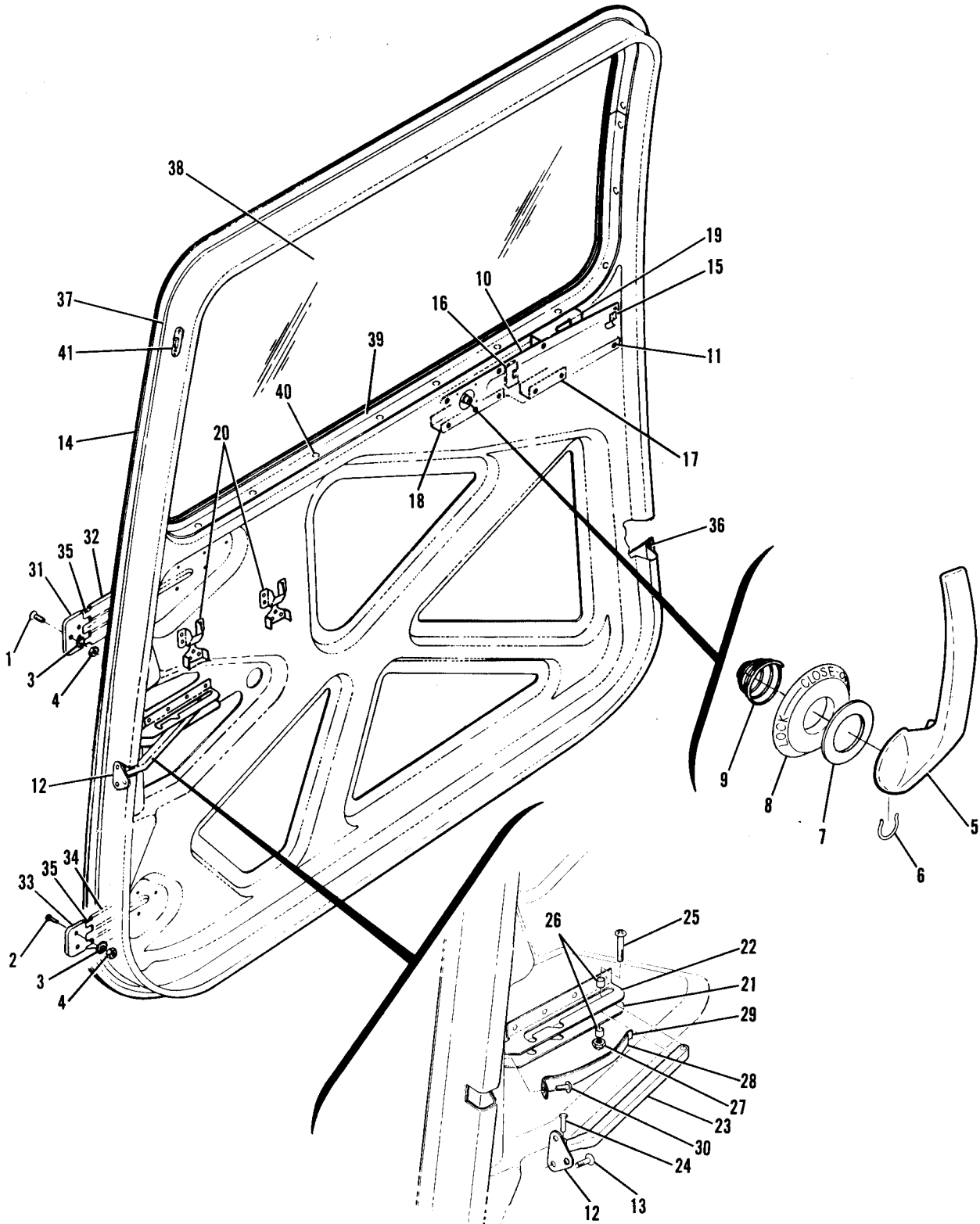


182 SERIAL 18253599 THRU 18261425

Figure 42. Right Cabin Door Assembly

FIGURE AND INDEX NO.	PART NUMBER	DESCRIPTION							UNITS PER ASSY	USABLE ON CODE
		1	2	3	4	5	6	7		
42 -22	S1346-1	SEAL	116.0 IN LG	BULK ITEM	REF S1346-1-116.0	---			1	X
	S1116-1	SEAL	144.0 IN LG	BULK ITEM	REF S1116-1-144.0	---			1	Y
-23	0711037-14	HINGE-UPPER STATIONARY -----							1	
-24	0711037-16	HINGE-UPPER -----							1	
-25	0711037-18	HINGE-LOWER STATIONARY -----							1	
-26	0711037-20	HINGE-LOWER -----							1	
-27	0711038-1	HINGE PIN -----							2	
-28	0710626-12	ARM ASSEMBLY-DOOR STOP -----							1	
-29	0717010-18	WINDOW-DOOR	CLEAR						1	AA
	0717010-16	WINDOW-DOOR	TINTED	SKYLANE					1	A
-30	0717010-27	RETAINER-WINDOW -----							1	
		ATTACHING PARTS								
-31	CR163-4-2	RIVET	CR						42	
		-----*								
-32	S1264-1-	SEAL	28.0 IN LG	BULK ITEM	REF S1264-1-28.0	----			1	X
	S1441-1-	SEAL	12.0 IN LG	BULK ITEM	REF S1441-1-12.0	----			1	X
-33	0710638-1	WEDGE-DOOR -----							1	
<p>NOTE. *THIS SEAL IS INSTALLED UNDER S1264-1-28</p> <p>NOTE. #WHEN INITIALLY ORDERING THIS PART PRIOR TO SERIAL 18255121 ALSO ORDER ONE 0711653-2 HANDLE SHOWN ON FIG 43.</p>										
<p>A---182 SERIAL 18253599 THRU 18261425</p> <p>B---182 SERIAL 18253599 THRU 18254423</p> <p>C---182 SERIAL 18254424 THRU 18256684</p> <p>D---DELETED NEVER USED</p> <p>E---182 SERIAL 18253599 THRU 18255029</p> <p>F---182 SERIAL 18255030 THRU 18261425</p> <p>G---182 SERIAL 18253599 THRU 18256684</p> <p>H---182 SERIAL 18256685 THRU 18261425</p> <p>J---182 SERIAL 18253599 THRU 18257934</p> <p style="padding-left: 20px;">A182 SERIAL A182-0001 THRU A182-0096</p> <p>K---182 SERIAL 18257935 THRU 18261425</p> <p style="padding-left: 20px;">A182 SERIAL A182-0097 & ON</p> <p>L---182 SERIAL 18253599 THRU 18258505</p> <p style="padding-left: 20px;">A182 SERIAL A182-0001 THRU A182-0096</p> <p>M---182 SERIAL 18256685 THRU 18258505</p> <p style="padding-left: 20px;">A182 SERIAL A182-0001 THRU A182-0096</p> <p>N---182 SERIAL 18258506 THRU 18261425</p> <p style="padding-left: 20px;">A182 SERIAL A182-0097 & ON</p> <p>O---182 SERIAL 18256685 THRU 18259899</p> <p style="padding-left: 20px;">A182 SERIAL A182-0001 THRU A182-0116</p> <p>P---182 SERIAL 18259900 THRU 18261425</p> <p style="padding-left: 20px;">A182 SERIAL A182-0117 & ON</p> <p>Q---182 SERIAL 18260111 THRU 18261425</p> <p style="padding-left: 20px;">A182 SERIAL A182-0117 & ON</p> <p>R---182 SERIAL 18254348 THRU 18261425</p> <p style="padding-left: 20px;">A182 SERIAL A182-0001 & ON</p> <p>S---182 SERIAL 18260174 THRU 18261425</p> <p style="padding-left: 20px;">A182 SERIAL A182-0117 & ON</p> <p>T---182 SERIAL 18258506 THRU 18260055</p> <p style="padding-left: 20px;">A182 SERIAL A182-0097 THRU A182-0116</p> <p>U---182 SERIAL 18260056 THRU 18260445</p> <p style="padding-left: 20px;">A182 SERIAL A182-0117 THRU A182-0136</p> <p>V---182 SERIAL 18253599 THRU 18259899</p> <p style="padding-left: 20px;">A182 SERIAL A182-0001 THRU A182-0116</p> <p>W---182 SERIAL 18258506 THRU 18260445</p> <p style="padding-left: 20px;">A182 SERIAL A182-0097 THRU A182-0116</p> <p>X---182 SERIAL 18253599 THRU 18260446</p> <p style="padding-left: 20px;">A182 SERIAL A182-0001 THRU A182-0116</p> <p>Y---182 SERIAL 18260446 THRU 18261425</p> <p style="padding-left: 20px;">A182 SERIAL A182-0117 & ON</p> <p>Z---182 SERIAL 18260446 THRU 18260825</p> <p style="padding-left: 20px;">A182 SERIAL A182-0117 THRU A182-0136</p> <p>AA---182 SERIAL 18253599 THRU 18260825</p> <p style="padding-left: 20px;">A182 SERIAL A182-0001 THRU A182-0136</p> <p>AB---182 SERIAL 18253599 THRU 18261425</p> <p style="padding-left: 20px;">A182 SERIAL A182-0001 & ON</p>										

Door & Window (Cont)

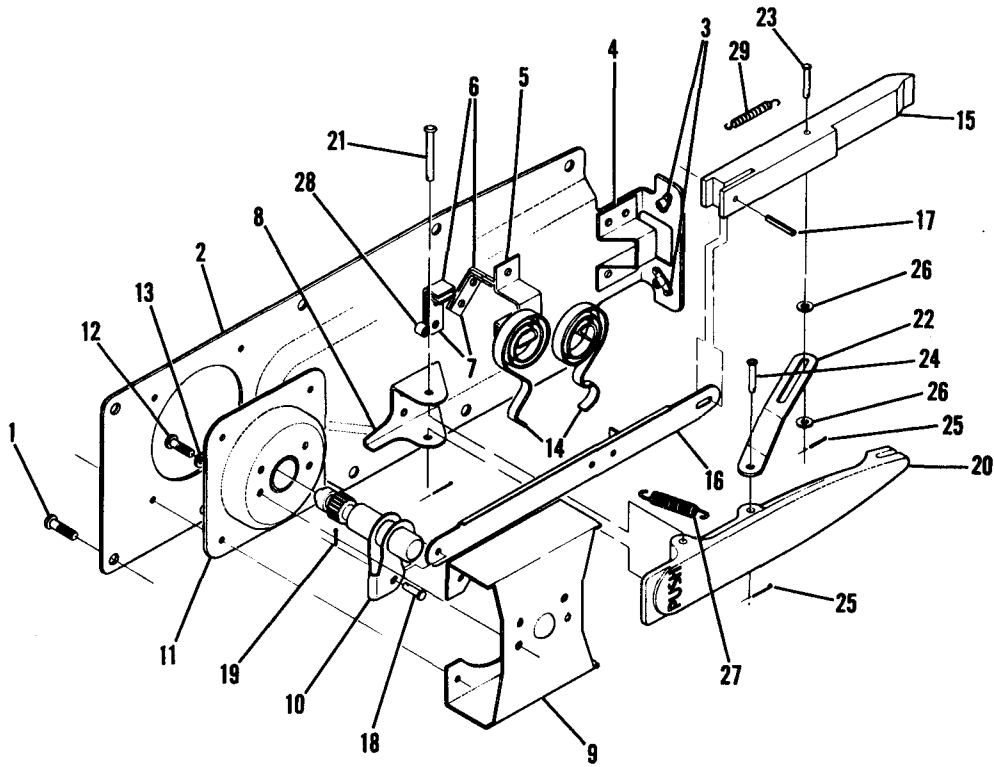


182 SERIAL 18261426 & ON

Figure 42A. Right Cabin Door Assembly

FIGURE AND INDEX NO.	PART NUMBER	DESCRIPTION	UNITS PER ASSY	USABLE ON CODE
42A-		1 2 3 4 5 6 7 CABIN DOOR ASSEMBLY-RH ----- ATTACHING PARTS -----	NP	N
- 1	AN509-10R14	SCREW -----	3	
- 2	AN507-1032R12	SCREW -----	2	
- 3	AN960-10L	WASHER -----	5	
- 4	MS21044N3	NUT -----	5	
		*-----		
- 5	0517006-2	HANDLE-INSIDE DOOR -----	1	
- 6	0511189-1	CLIP -----	1	
- 7	1211836-1	WASHER -----	1	
- 8	1705015-2	PLACARD -----	1	
- 9	0413317-	SPRING -----	1	
-10	SEE FIG 43A	LATCH ASSY-REMOVABLE -----	1	
		ATTACHING PARTS -----		
-11	NAS220-5	SCREW -----	14	
	NAS696A08	NUTPLATE -----	1	
	NAS697A08	NUTPLATE -----	2	
		*-----		
-12	1213942-2	HINGE ASSY-DOOR STOP -----	1	
		ATTACHING PARTS -----		
-13	AN509-10R8	SCREW -----	3	
		*-----		
		STRUCTURE ASSY-CABIN DOOR RH -----	NP	
-14	1217037-9	SKIN-CABIN DOOR -----	1	
-15	0711034-1	STOP-CABIN DOOR HANDLE -----	1	
-16	1217035-1	RUB BLOCK -----	1	
-17	0711064-5	SUPPORT ASSY-DOOR LATCH -----	1	
	NAS696A08	NUTPLATE -----	2	
-18	0711065-1	SUPPORT ASSY-DOOR LATCH -----	1	
	NAS696A08	NUTPLATE -----	2	
	NAS697A08	NUTPLATE -----	1	
-19	0717010-24	BRACKET ASSY -----	1	
-20	0700684-1	SUPPORT ASSY-ARM REST -----	2	
	NAS696A3	NUTPLATE -----	1	
-21	1217038-1	BRACKET-CABIN DOOR STOP -----	1	N
-22	1217038-2	BRACKET-CABIN DOOR STOP -----	1	
-23	1411206-7	ARM-CABIN DOOR STOP -----	1	
		ATTACHING PARTS -----		
-24	MS20615-4M10	RIVET -----	1	
		*-----		
-25	NAS220-16	SCREW -----	1	
-26	1411206-1	SPACER -----	2	
-27	NAS679A08	NUT -----	1	
-28	1411207-1	SPRING -----	1	
-29	1411207-2	SPRING -----	1	
		ATTACHING PARTS -----		
-30	AN525-832R7	SCREW -----	1	
		*-----		
-31	0711037-14	HINGE-UPPER STATIONARY -----	1	
-32	0711037-16	HINGE-UPPER -----	1	
-33	0711037-18	HINGE-LOWER STATIONARY -----	1	
-34	0711037-20	HINGE-LOWER -----	1	
-35	0711038-1	PIN-HINGE -----	2	
-36	S1441-2	SEAL 15.0 IN LG BK1 REF S1441-2-15.0 -----	1	
-37	S1116-1	SEAL 160.0 IN LG BK1 REF S1116-1-160.0 -----	1	
-38	0717010-16	WINDOW-DOOR TINTED -----	1	
-39	0717010-27	RETAINER-WINDOW -----	1	
		ATTACHING PARTS -----		
-40	CR163-4-2	RIVET CHERRY CY -----	21	
		*-----		
-41	0710638-1	WEDGE-DOOR -----	1	
		*-----		
		NOTE. *THIS PART IS INSTALLED UNDER S1116-1-160		
		A---182 SERIAL 18261426 & ON		

Door & Window (Cont)



182 SERIAL 18253599 THRU 18256684

Figure 43. Cabin Door Latch Assembly

FIGURE AND INDEX NO.	PART NUMBER	DESCRIPTION	UNITS PER ASSY	USABLE ON CODE
43 -	0711061-3	LATCH ASSEMBLY-CABIN DOOR LH -----	1	A
	0711061-4	LATCH ASSEMBLY-CABIN DOOR RH -----	1	A
	0711061-6	LATCH ASSEMBLY-CABIN DOOR LH -----	1	B
	0711061-5	LATCH ASSEMBLY-CABIN DOOR RH -----	1	B
		ATTACHING PARTS		
- 1	NAS220-5	SCREW -----	12	

- 2	0711062-1	BASE PLATE-LATCH LH -----	1	
	0711062-2	BASE PLATE-LATCH RH -----	1	
- 3	NAS697A08K	NUTPLATE -----	2	
- 4	0711018-27	BRACKET -----	1	
- 5	0711132-1	BRACKET LH -----	1	
	0711132-2	BRACKET RH -----	1	
- 6	0711018-19	BRACKET-SPRING -----	2	
- 7	0711018-20	BRACKET-SPRING -----	2	
- 8	0711018-25	BRACKET-HANDLE -----	1	
- 9	0711063-1	BRACKET ASSEMBLY-DOOR LATCH LH -----	1	
	0711063-2	BRACKET ASSEMBLY-DOOR LATCH RH -----	1	
-10	0711029-1	SHAFT ASSEMBLY-DOOR LATCH LH -----	1	
	0711029-2	SHAFT ASSEMBLY-DOOR LATCH RH -----	1	
-11	0413195-5	PLATE ASSEMBLY-BEARING -----	1	
		ATTACHING PARTS		
-12	AN520-10R9	SCREW -----	2	
-13	AN936B10	WASHER -----	2	

-14	0711019-1	SPRING-DOOR LATCH -----	2	
-15	0711017-1	BOLT-DOOR LATCH -----	1	
-16	0711018-36	STRAP ASSEMBLY-LATCH LH -----	1	
	0711018-24	STRAP ASSEMBLY-LATCH RH -----	1	
		ATTACHING PARTS		
-17	NAS561-4-9	ROLL PIN EN -----	1	
-18	MS20392-1C7	PIN -----	1	
-19	MS24665-132	PIN-COTTER -----	1	

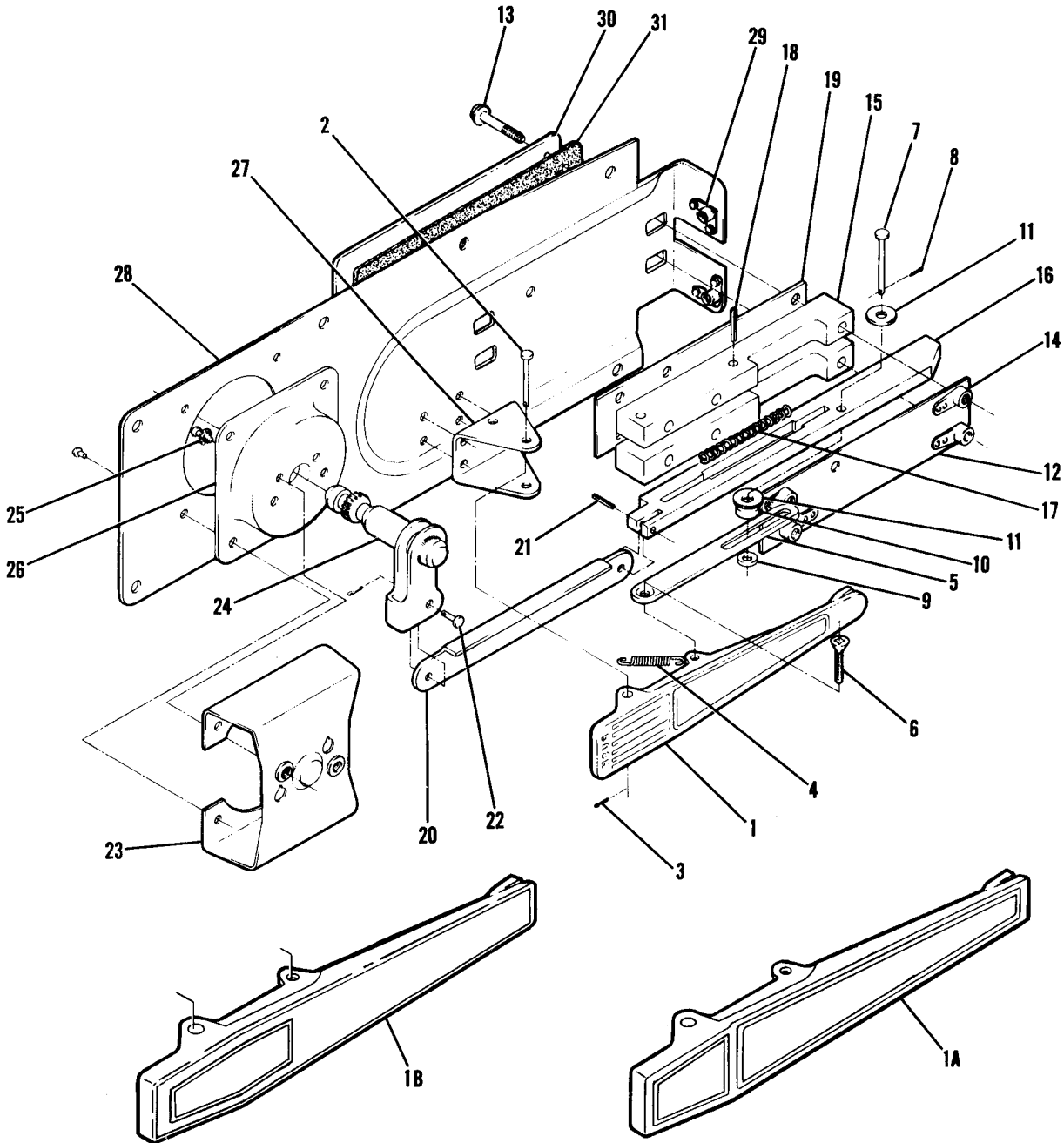
-20	0711653-1	HANDLE-LATCH -----	1	A
	0711653-2	HANDLE-LATCH -----	1	B
		ATTACHING PARTS		
-21	MS20392-1C33	PIN -----	3	

-22	0711018-32	PULL BAR-LATCH LH -----	1	
	0711018-33	PULL BAR-LATCH RH -----	1	
		ATTACHING PARTS		
-23	MS20392-1C23	PIN -----	1	
-24	AN507-632R12	SCREW -----	1	
-25	MS24665-132	PIN-COTTER -----	2	
-26	NAS70A-128-313	WASHER -----	3	

-27	0711016-1	SPRING-HANDLE -----	1	
-28	0711018-22	STOP -----	1	
-29	0711126-1	SPRING -----	1	

A---182 SERIAL 18253599 THRU 18255120
 B---182 SERIAL 18255121 THRU 18256684

Door & Window (Cont)



182 SERIAL 18256685 & ON

Figure 43A. Cabin Door Latch Assembly

FIGURE AND INDEX NO.	PART NUMBER	DESCRIPTION	UNITS PER ASSY	USABLE ON CODE
		1 2 3 4 5 6 7		
43A-	1511205-6	LATCH ASSEMBLY-CABIN DOOR RH WHEN EXHAUSTED USE 1511205-12-	1	A
	1511205-12	LATCH ASSEMBLY-CABIN DOOR RH -----	1	C
	1511205-14	LATCH ASSEMBLY-CABIN DOOR RH -----	1	D
	1511205-17	LATCH ASSEMBLY-CABIN DOOR RH -----	1	F
	1511205-7	LATCH ASSEMBLY-CABIN DOOR LH WHEN EXHAUSTED USE 1511205-11-	1	A
	1511205-11	LATCH ASSEMBLY-CABIN DOOR LH -----	1	C
	1511205-13	LATCH ASSEMBLY-CABIN DOOR LH -----	1	D
	1511205-16	LATCH ASSEMBLY-CABIN DOOR LH -----	1	F
- 1	0711653-3	HANDLE-DOOR OUTSIDE -----	1	E
- 1A	1217005-2	HANDLE-DOOR OUTSIDE -----	1	D
- 1B	0517003-2	HANDLE-DOOR OUTSIDE -----	1	F
		ATTACHING PARTS		
- 2	MS20392-1C33	PIN -----	1	
- 3	MS24665-132	COTTER PIN -----	1	
		-----*		
- 4	0711788-1	SPRING-DOOR HANDLE -----	1	
- 5	1511209-12	PULL BAR-DOOR HANDLE -----	1	
		ATTACHING PARTS		
- 6	AN507-632R12	SCREW -----	1	
- 7	MS20392-2C45	PIN -----	1	
- 8	MS24665-132	COTTER PIN -----	1	
- 9	AN960D10L	WASHER -----	1	
-10	NAS430D3-12	SPACER -----	1	
-11	1511209-8	WASHER -----	2	
		-----*		
-12	1511206-20	BOLT GUIDE-TOP -----	1	
		ATTACHING PARTS		
-13	AN525-10R18	SCREW -----	4	
		-----*		
-14	NAS682A3	NUTPLATE -----	3	
	NAS698A3	NUTPLATE -----	1	
-15	1511206-11	BOLT GUIDE-SIDE -----	2	
-16	1511206-13	BOLT ASSEMBLY-LH -----	1	
	1511206-14	BOLT ASSEMBLY-RH -----	1	
		ATTACHING PARTS		
-17	1511207-1	SPRING -----	1	
-18	NAS561P4-15	ROLL PIN -----	2	
		-----*		
-19	1511206-4	BOLT GUIDE-BASE -----	1	
-20	1511209-10	PUSH ROD-LH -----	1	
	1511209-11	PUSH ROD-RH -----	1	
		ATTACHING PARTS		
-21	NAS561P4-6	ROLL PIN -----	1	
-22	MS20392-1C7	PIN -----	1	
	MS24665-132	COTTER PIN -----	1	
		-----*		
-23	0711063-6	BRACKET ASSEMBLY -----	1	
-24	1511212-6	SHAFT ASSEMBLY-LH -----	1	
	1511212-5	SHAFT ASSEMBLY-RH -----	1	
-25	AN520-10R9	SCREW -----	2	
-26	0413195-5	PLATE ASSEMBLY -----	1	
-27	1511209-1	BRACKET -----	1	
-28	1511208- 13 13	PLATE ASSEMBLY-LH -----	1	
	1511208- 12 12	PLATE ASSEMBLY-RH -----	1	
-29	NAS698A08K	NUTPLATE -----	2	
-30	1511208-16	SHIM -----	1	B
-31	1511208-17	BACKING-SHIM -----	1	B
		A---182 SERIAL 18256685 THRU 18257173 A182 SERIAL A182-0001 THRU A182-0012		
		B---182 SERIAL 18257174 & ON A182 SERIAL A182-0013 & ON		
		C---182 SERIAL 18257174 THRU 18258505 A182 SERIAL A182-0013 THRU A182-0096		
		D---182 SERIAL 18258506 THRU 18260055 A182 SERIAL A182-0097 THRU A182-0116		
		E---182 SERIAL 18256685 THRU 18258505 A182 SERIAL A182-0001 THRU A182-0096		
		F---182 SERIAL 18260056 & ON A182 SERIAL A182-0117 & ON		

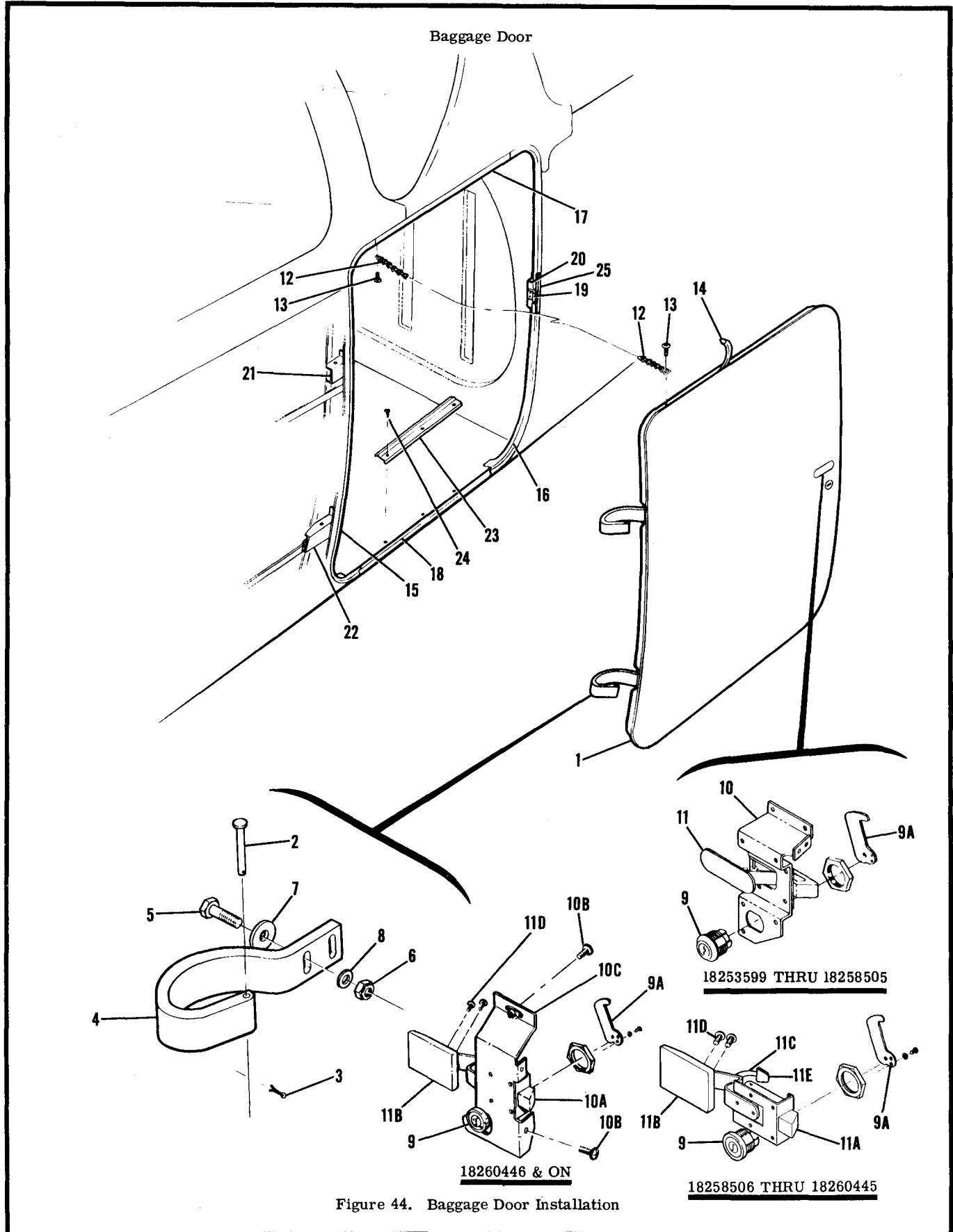
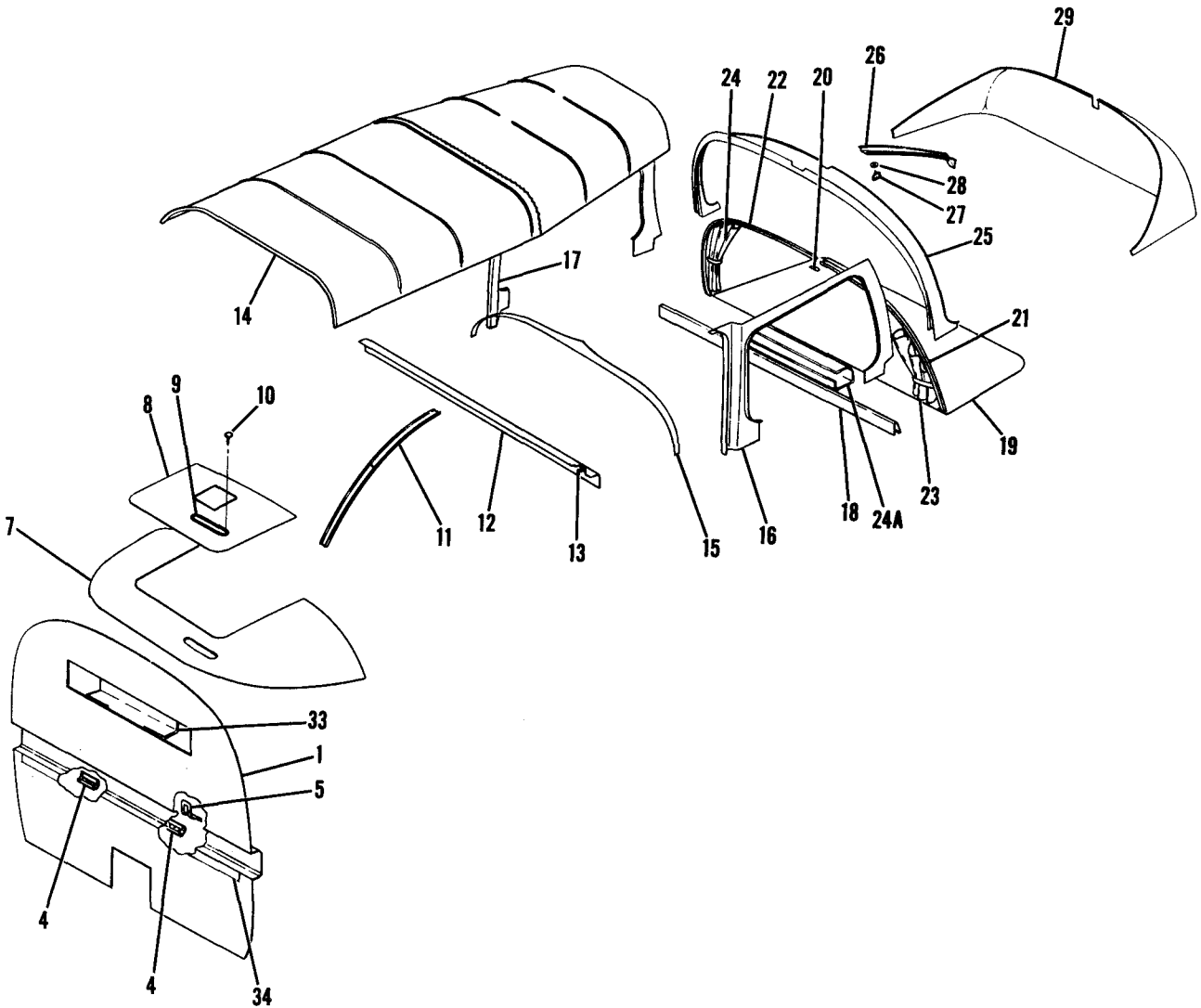


Figure 44. Baggage Door Installation

FIGURE AND INDEX NO.	PART NUMBER	DESCRIPTION	UNITS PER ASSY	USABLE ON CODE
		1 2 3 4 5 6 7		
44 -		BAGGAGE DOOR INSTALLATION-FUSELAGE -----	NP	
- 1	0711629-1	DOOR ASSEMBLY-BAGGAGE -----	1	D
	0711629-5	DOOR ASSEMBLY-BAGGAGE WEU 0711791-1 -----	1	F
	0711791-1	DOOR ASSEMBLY-BAGGAGE -----	1	G
		ATTACHING PARTS		
- 2	MS20392-1C37	PIN-CLEVIS -----	2	
- 3	MS24665-151	PIN-COTTER -----	2	
		-----*		
- 4	0711643-1	HINGE -----	2	
		ATTACHING PARTS		
- 5	AN3-6A	BOLT -----	2	
- 6	MS21044N3	NUT -----	2	
- 7	AN970-3	WASHER -----	2	
- 8	AN960-10	WASHER -----	2	
		-----*		
- 9	0413323-7	LOCK ASSEMBLY-BAGGAGE DOOR WHEN -----	1	B
		EXHAUSTED USE C253001-0101		
	C253001-0101	LOCK ASSEMBLY-BAGGAGE DOOR -----	1	C
- 9A	0711111-1	CAM-DOOR LOCK -----	1	
-10	0711101-21	BRACKET-BAGGAGE DOOR LATCH -----	1	D
	0711708-1	BRACKET-BAGGAGE DOOR LATCH -----	1	F
-10A	0711790-1	SUPPORT & LATCH ASSY -----	1	G
		ATTACHING PARTS		
-10B	AN525-832R7	SCREW -----	3	G
		-----*		
-10C	0711790-2	SUPPORT ASSY-LATCH -----	1	G
	NAS697A08	NUTPLATE -----	3	G
-11	S1359-1	LATCH ASSEMBLY -----	1	D
-11A	S1359-6	LATCH ASSEMBLY -----	1	E
-11B	0711705-1	HANDLE-LATCH -----	1	E
-11C	1211252-1	HANDLE-LATCH INSIDE -----	1	F
		ATTACHING PARTS		
-11D	S1931-8	SCREW -----	1	E
	0711709-1	SPACER -----	1	E
		-----*		
-11E	0813526-6	KNOB -----	1	F
-12	S1194-1-17	CHAIN -----	1	
		ATTACHING PARTS		
-13	AN507-832R6	SCREW -----	2	
	NAS680A08	NUTPLATE -----	1	
		-----*		
-14	S1116-1-	SEAL XX IN LG BULK ITEM REF S-1116-1 -----	1	
-15	0711618-1	DOOR JAMB-FORWARD -----	1	
-16	0711618-2	DOOR JAMB-AFT -----	1	
-17	0711619-1	DOOR SILL ASSEMBLY-UPPER -----	1	
	NAS680A08	NUTPLATE -----	1	
-18	0711620-1	DOOR SILL-LOWER -----	1	
-19	0311319-1	PLATE-STRIKE -----	1	
		ATTACHING PARTS		
	0311319-2	SHIM -----	AR	
	AN515-8R8	SCREW -----	2	
		-----*		
-20	0711651-1	BRACKET ASSEMBLY-STRIKE PLATE -----	1	
	NAS696A08	NUTPLATE -----	2	
-21	0711628-1	HINGE BRACKET ASSEMBLY-UPPER -----	1	
-22	0711628-2	HINGE BRACKET-LOWER -----	1	
-23	0311623-1	STRIP-UPHOLSTERY -----	1	
		ATTACHING PARTS		
-24	S102174-6	SCREW -----	3	
		-----*		
-25	S1441-1-	SEAL 3 IN LG BULK ITEM REF S-1441-1-3.0 -----	1	A
		A---182 SERIAL 18253960 & ON A182 SERIAL A182-0001 & ON		
		B---182 SERIAL 18253599 THRU 18257625 A182 SERIAL A182-0001 THRU A182-0056		
		C---182 SERIAL 18257626 & ON A182 SERIAL A182-0057 & ON		
		D---182 SERIAL 18253599 THRU 18258505 A182 SERIAL A182-0001 THRU A182-0096		
		E---182 SERIAL 18258506 & ON A182 SERIAL A182-0097 & ON		
		F---182 SERIAL 18258506 THRU 18260445 A182 SERIAL A182-0097 & ON		
		G---182 SERIAL 18260446 & ON		

Upholstery



182 SERIAL 18253599 THRU 18254423

Figure 45. Cabin Top & Firewall Upholstery Installation

FIGURE AND INDEX NO.	PART NUMBER	DESCRIPTION	UNITS PER ASSY	USABLE ON CODE
45 -		CABIN TOP & FIREWALL UPHOLSTERY INSTALLATION -----	NP	C
- 1	0700654-8	FIREWALL COVER -----	1	
	S1023A8-8	ATTACHING PARTS -----		
	S1067C1	SCREW -----	10	
		WASHER -----	10	
		-----*		
- 2		DELETED NEVER USED -----		
- 3		DELETED NEVER USED -----		
- 4	0713019-86	CABIN AIR SHIELD -----	2	
	S1021Z8-8	ATTACHING PARTS -----		
		SCREW -----	4	
		-----*		
- 5	0700653-1	CABLE SHIELD -----	1	
	S1021Z6-8	ATTACHING PARTS -----		
		SCREW -----	2	
		-----*		
- 6		DELETED, NEVER USED -----		
- 7	0700654-6	COVER-COWL DECK -----	1	
- 8	0700654-7	ACCESS COVER-RADIO -----	1	
- 9	0713253-1	DEFLECTOR PLATE-DEFROST -----	1	
		ATTACHING PARTS -----		
-10	S1021Z4-6B	SCREW -----	4	
		-----*		
-11	0700664-1	COVER-WINDSHIELD CENTER STRIP -----	1	A
	0700664-3	COVER-WINDSHIELD CENTER STRIP -----	1	B
-12	0511130-1	SHIELD-FRONT SPAR -----	1	
		ATTACHING PARTS -----		
-13	49265-F-938	STUD UC -----	3	
		-----*		
-14	0700657-1	HEADLINER ASSEMBLY -----	1	
	S1021Z4-6	ATTACHING PARTS -----		
		SCREW -----	8	
		-----*		
-15	0700667-1	TIARA ASSEMBLY -----	1	
	S1023Z4-8C	ATTACHING PARTS -----		
		SCREW -----	4	
		-----*		
-16	0700655-9-273	COVER-SIDE WINDOW FRAME LH -----	1	
-17	0700655-10	COVER-SIDE WINDOW FRAME RH -----	1	
	S1247-1E	ATTACHING PARTS -----		
		SEAL -----	AR	
		-----*		
-18	0700666-1	COVER-BAGGAGE SHELF EDGE -----	1	
	S1021Z8-8	ATTACHING PARTS -----		
		SCREW -----	2	
		-----*		
-19	0700654-5	COVER-BAGGAGE SHELF -----	1	
	0700677-1	COVER-BAGGAGE SHELF ALTERNATE -----	1	
-20	0700665-3	TRACK RETAINER-CURTAIN -----	1	
-21	0700665-1	TRACK ASSEMBLY-CURTAIN LH -----	1	
-22	0700665-2	TRACK ASSEMBLY-CURTAIN RH -----	1	
-23	0700668-3	CURTAIN ASSEMBLY-LH -----	1	
-24	0700668-4	CURTAIN ASSEMBLY-RH -----	1	
-24A	0700671-1	RECEPTACLE-CURTAIN STORAGE -----	1	
-25	0700655-11	AFT WINDOW MOULDING -----	1	
	0700655-12	AFT WINDOW MOULDING USED WITH CURTAIN -----	1	
	S1247-1W	ATTACHING PARTS -----		
		SEAL -----	AR	
		-----*		

CONTINUED ON NEXT PAGE

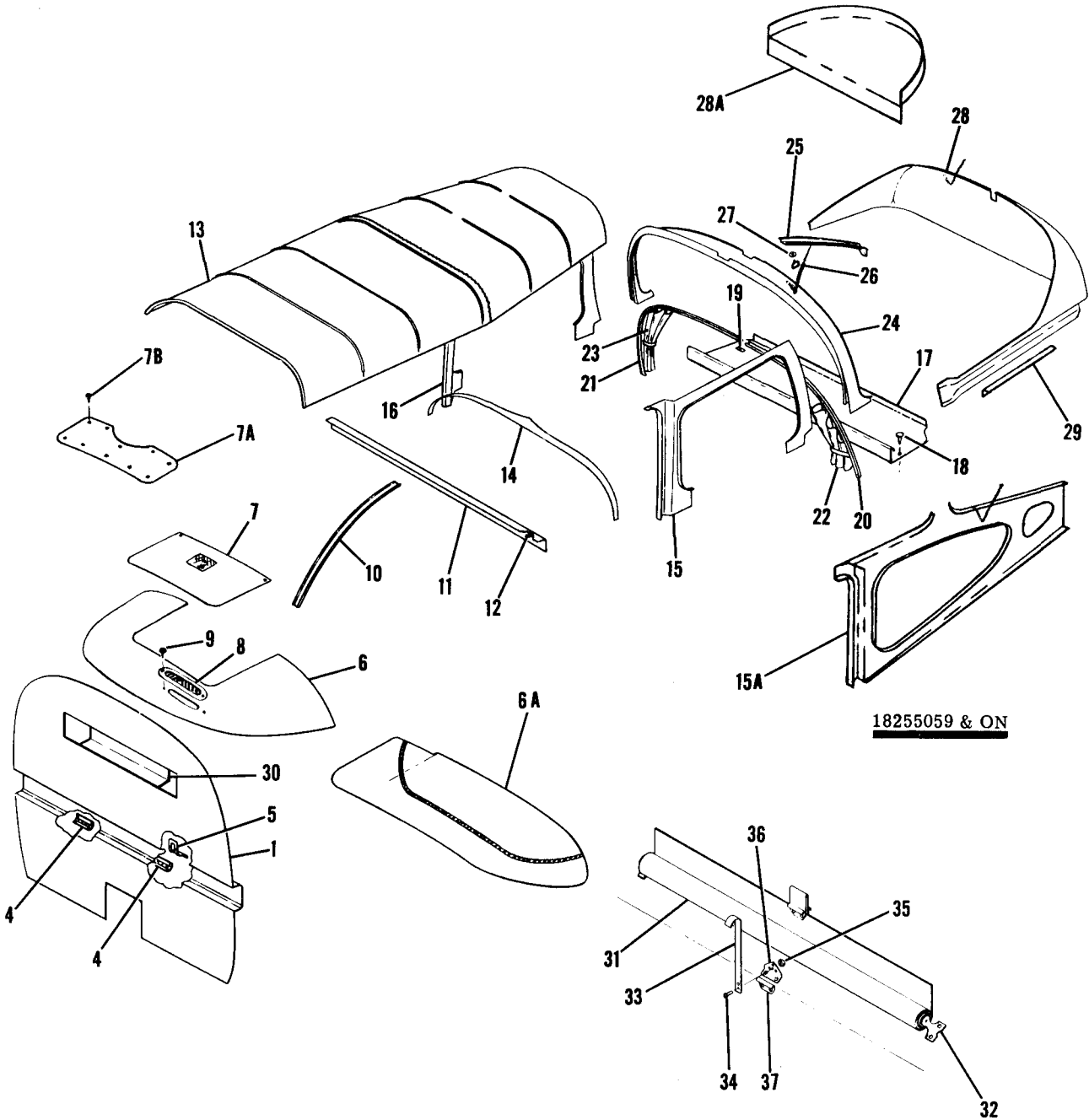
FIGURE AND INDEX NO.	PART NUMBER	DESCRIPTION							UNITS PER ASSY	USABLE ON CODE
		1	2	3	4	5	6	7		
45 -26	0700655-13	COVER-REAR WINDOW CENTER POST -----							1	
-27	S1430-1	HANGER HOOK -----							1	
-28	0500010-4	WASHER -----							1	
-29	0700655-14	WALL PANEL-BAGGAGE SHELF -----							1	
		ATTACHING PARTS								
	S1247-1E	SEAL -----							AR	
		*-----								
-30		DELETED, NEVER USED -----								
-31		DELETED, NEVER USED -----								
-32		DELETED, NEVER USED -----								
-33	0700672-1	SHIELD -----							1	
		ATTACHING PARTS								
	S1021Z8-8	SCREW -----							4	
		*-----								
-34	0700103-131	STRIP -----							2	
		A---182 SERIAL 18253599 THRU 18253834								
		B---182 SERIAL 18253835 THRU 18254423								
		C---182 SERIAL 18253599 THRU 18254423								



FIGURE AND INDEX NO.	PART NUMBER	DESCRIPTION	UNITS PER ASSY	USABLE ON CODE
45A-		CABIN TOP & FIREWALL UPHOLSTERY INSTALLATION -----	NP	A
- 1	0700654-8	FIREWALL COVER -----	1	
	S1023A6-8	ATTACHING PARTS -----	14	
	S1067C1	SCREW -----	14	
		WASHER -----		
		-----*		
- 2		DELETED, NOT AVAILABLE -----		
- 3		DELETED, NOT AVAILABLE -----		
- 4	0713019-86	CABIN AIR SHIELD -----	2	
	S1021Z8-8	ATTACHING PARTS -----	4	
		SCREW -----		
		-----*		
- 5	0700653-1	CABLE SHIELD -----	1	
	S1021Z6-8	ATTACHING PARTS -----	2	
		SCREW -----		
		-----*		
- 6	0700654-6	COWL DECK COVER -----	1	F
	0700654-20	COWL DECK COVER -----	1	J
- 6A	0700654-21	COWL DECK COVER ASSEMBLY -----	1	K
	0700694-12	COWL DECK COVER ASSEMBLY -----	1	L
- 7	0700654-7	ACCESS COVER-RADIO -----	1	D
	0700654-18	ACCESS COVER-RADIO -----	1	E
- 7A	0713847-4	COVER ASSEMBLY-INSPECTION OPENING -----	1	L
	0713847-12	COVER ASSEMBLY-INSPECTION OPENING -----	1	Q
		ATTACHING PARTS -----		
- 7B	S1021Z8-8B	SCREW -----	16	L
		-----*		
- 8	0713253-1	DEFLECTOR PLATE-DEFROST -----	1	
		ATTACHING PARTS -----		
- 9	S1021Z4-6B	SCREW -----	4	
		-----*		
-10	0700664-3	COVER-WINDSHIELD CENTER STRIP -----	1	
-11	0511130-1	SHIELD-FRONT SPAR -----	1	F
	0511130-2	SHIELD-FRONT SPAR -----	1	G
		ATTACHING PARTS -----		
-12	49265-F-938	STUD UC -----	3	
		-----*		
-13	0700657-1	HEADLINER ASSEMBLY -----	1	B
	0700657-9	HEADLINER ASSEMBLY -----	1	C
	S1021Z4-6	ATTACHING PARTS -----	8	
		SCREW -----		
		-----*		
-14	0700667-1	TIARA ASSEMBLY -----	1	
	S1023Z4-8C	ATTACHING PARTS -----	4	
		SCREW -----		
		-----*		
-15	0700655-15-434	COVER-SIDE WINDOW FRAME LH -----	1	B
-15A	0700702-15-434	COVER-SIDE WINDOW FRAME LH -----	1	H
	0700702-15	COVER-SIDE WINDOW FRAME LH -----	1	M
	0715009-1	COVER-SIDE WINDOW FRAME LH -----	1	R
	0715009-5	COVER-SIDE WINDOW FRAME LH -----	1	S
-16	0700655-16	COVER-SIDE WINDOW FRAME RH -----	1	B
	0700702-16	COVER-SIDE WINDOW FRAME RH -----	1	H
	0700702-16	COVER-SIDE WINDOW FRAME RH -----	1	M
	0715009-2	COVER-SIDE WINDOW FRAME RH -----	1	R
	0715009-6	COVER-SIDE WINDOW FRAME RH -----	1	S
		ATTACHING PARTS -----		
	S1247-1K	SEAL WHEN EXHAUSTED USE S1948-2 -----	AR	O
	S1948-2	SEAL -----	AR	P
		-----*		
-17	0711669-1	BAGGAGE SHELF-REMOVABLE -----	1	B
	0711682-1	BAGGAGE SHELF -----	1	C
		ATTACHING PARTS -----		
-18	H323-3-1-1	PLUNGER -----	6	
	H559-3-1	GROMMET -----	6	
		-----*		
-19	0700665-3	TRACK RETAINER-CURTAIN -----	1	B
-20	0700665-7	TRACK ASSEMBLY-CURTAIN LH -----	1	B
-21	0700665-8	TRACK ASSEMBLY-CURTAIN RH -----	1	B
-22	0700668-11	CURTAIN ASSEMBLY-LH -----	1	B
-23	0700668-10	CURTAIN ASSEMBLY-RH -----	1	B
	0700650-5	RETAINER-CURTAIN -----	2	B

CONTINUED ON NEXT PAGE

Upholstery (Cont)

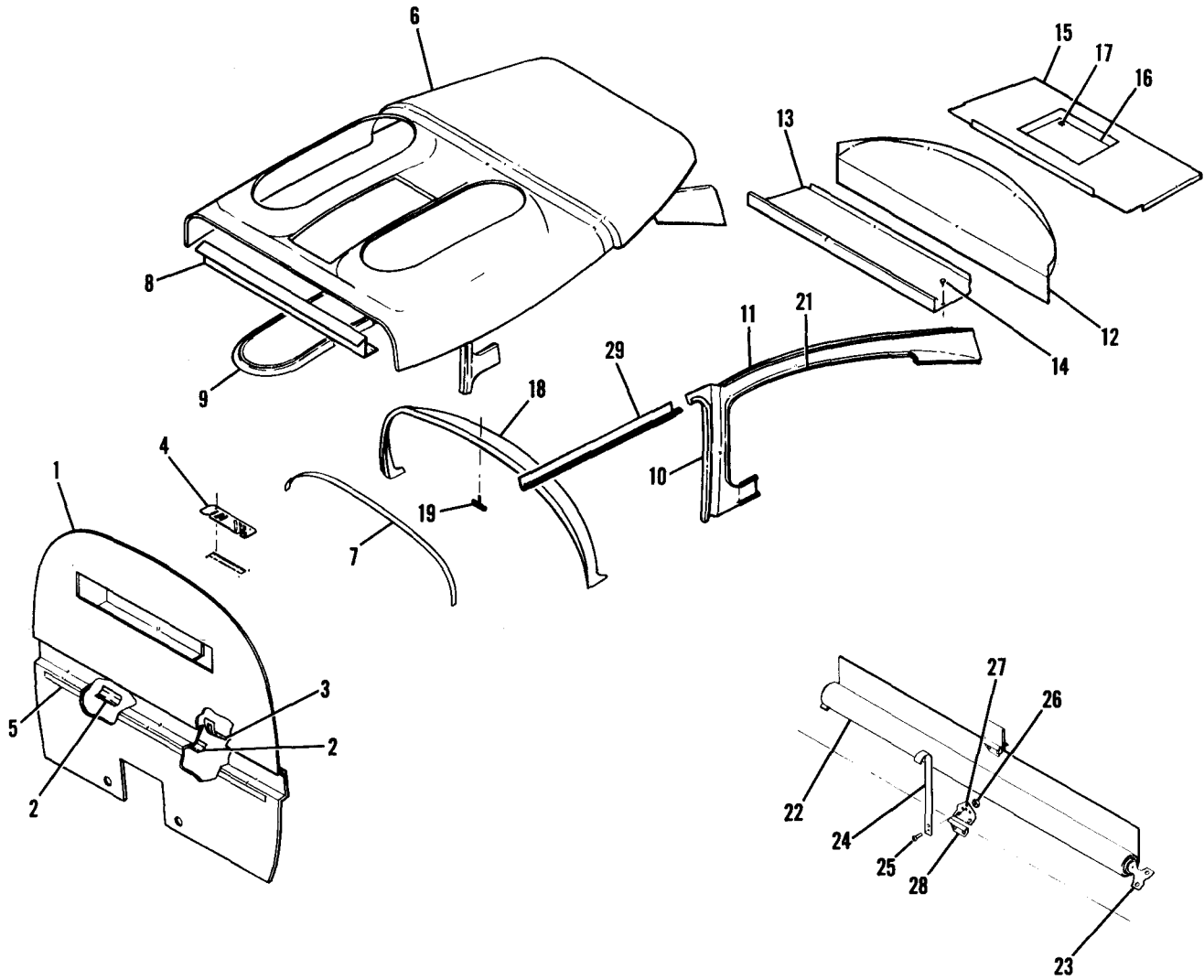


A182 SERIAL A182-0001 THRU A182-0136
182 SERIAL 18254424 THRU 18260445

Figure 45A. Cabin Top & Firewall Upholstery Installation

FIGURE AND INDEX NO.	PART NUMBER	DESCRIPTION	UNITS PER ASSY	USABLE ON CODE
		1 2 3 4 5 6 7		
45A-24	0700655-26	AFT WINDOW MOULDING USED WITH CURTAIN -----	1	B
	0700702-12	AFT WINDOW MOULDING -----	1	H
	0700702-12	AFT WINDOW MOULDING -----	1	M
	0715010-1	AFT WINDOW MOULDING -----	1	N
	S1247-1K	ATTACHING PARTS		
	S1948-1	SEAL WHEN EXHAUSTED USE S1948-1 -----	AR	O
		SEAL -----	AR	P
		---*---		
-25	0700655-21	COVER-REAR WINDOW CENTER POST -----	1	B
-26	S1430-1	HANGER HOOK -----	1	B
	S1430-2	HANGER-COAT HOOK -----	1	C
-27	0500010-4	WASHER -----	1	
-28	0700655-20	WALL PANEL-BAGGAGE SHELF -----	1	B
-28A	0700702-11	PANEL-CANTED -----	1	H
	0700702-11	PANEL-CANTED -----	1	G
	S1247-1K	ATTACHING PARTS		
	S1948-1	SEAL WHEN EXHAUSTED USE S1948-2 -----	AR	O
		SEAL -----	AR	P
-29	0500210-47	RETAINER-WALL PANEL -----	1	B
		---*---		
-30		DELETED-NOT AVAILABLE -----		
-31	0700707-2	ROLLER CURTAIN ASSEMBLY -----	1	H
	0700707-11	ROLLER CURTAIN ASSEMBLY -----	1	G
-32	1200612-5	BRACKET KIT-CURTAIN -----	1	C
	AN515-4R5	SCREW -----	4	C
	NAS679A04	NUT -----	4	C
		---*---		
-33	0700707-6	SUPPORT ASSEMBLY CURTAIN -----	1	C
		ATTACHING PARTS		
-34	AN515-4R10	SCREW -----	1	C
-35	NAS679A04	NUT -----	1	C
-35A	0700707-8	SPRING -----	1	C
		---*---		
-36	0700707-5	BRACKET-CURTAIN SUPPORT -----	1	C
		ATTACHING PARTS		
	S1021A4-6C	SCREW -----	2	C
		---*---		
-37	1200612-6	BRACKET-CURTAIN HOOK -----	2	C
		ATTACHING PARTS		
	S1021Z4-6C	SCREW -----	2	C
	NAS446-1-3	NUT -----	2	C
		---*---		
<p>NOTE. #THIS PART MUST HAVE A SECOND DASH NUMBER ADDED TO DENOTE COLOR. REFER TO HOW TO ORDER UPHOLSTERED PARTS-PAGE XII.</p> <p>NOTE. □THIS PART MUST HAVE A SECOND DASH NUMBER ADDED TO DENOTE COLOR. REFER TO HOW TO ORDER INTERIOR PARTS-PAGE XII.</p>				
<p>A---182 SERIAL 18254424 THRU 18260445 A182 SERIAL A182-0001 THRU A182-0136</p> <p>B---182SERIAL 18254424 THRU 18255058</p> <p>C---182 SERIAL 18255059 THRU 18260445</p> <p>D---182 SERIAL 18254424 THRU 18255444</p> <p>E---182 SERIAL 18255445 THRU 18255844</p> <p>F---182 SERIAL 18255424 THRU 18255844</p> <p>G---182 SERIAL 18255845 THRU 18260445</p> <p>H---182 SERIAL 18255059 THRU 18255844</p> <p>J---182 SERIAL 18255845 THRU 18256684</p> <p>K---182 SERIAL 18256685 THRU 18257625 A182 SERIAL A182-0001 THRU A182-0056</p> <p>L---182 SERIAL 18257626 THRU 18259647, 18259650 A182 SERIAL A182-0057 THRU A182-0116</p> <p>M---182 SERIAL 18255845 THRU 18259305 A182 SERIAL A182-0001 THRU A182-0116</p> <p>N---182 SERIAL 18259306 THRU 18260445 A182 SERIAL A182-0117 THRU A182-0136</p> <p>O---182 SERIAL 18254424 THRU 18260180 A182 SERIAL A182-0001 THRU A182-0116</p> <p>P---182 SERIAL 18260181 THRU 18260445 A182 SERIAL A182-0117 THRU A182-0136</p> <p>Q---182 SERIAL 18259648, 18259649 & 18259651 THRU 18260055</p> <p>R---182 SERIAL 18259306 THRU 18260055</p> <p>S---182 SERIAL 18260056 THRU 18260445 A182 SERIAL A182-0117 THRU A182-0136</p>				

Upholstery (Cont)



182 SERIAL 18260446 & ON
Figure 45B. Cabin Top & Firewall Upholstery Installation

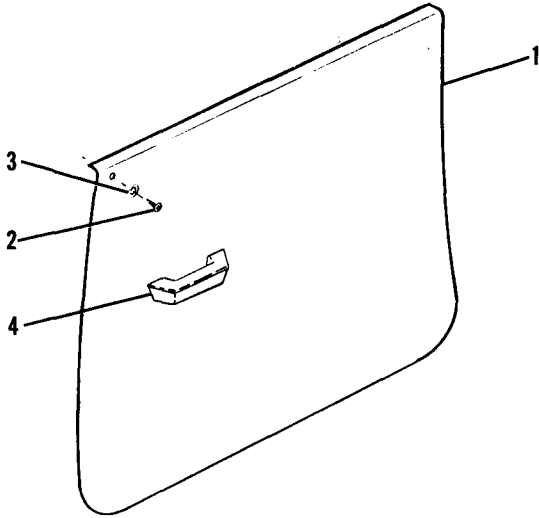
FIGURE AND INDEX NO.	PART NUMBER	DESCRIPTION	UNITS PER ASSY	USABLE ON CODE
		1 2 3 4 5 6 7		
45B-		CABIN TOP & FIREWALL UPHOLSTERY INSTALLATION -----	NP	A
- 1	0700654-8	FIREWALL COVER -----	1	
	S1023A8-8	ATTACHING PARTS -----	10	
	S1067C1	SCREW -----	10	
		WASHER -----		
		-----*		
- 2	0713019-86	SHIELD-CABIN AIR -----	2	
	S1021Z8-8	ATTACHING PARTS -----	2	
		SCREW -----		
		-----*		
- 3	0700653-1	CABLE SHIELD -----	1	E
	S1021Z6-8	ATTACHING PARTS -----	2	E
		SCREW -----		
		-----*		
- 4	0713253-1	DEFLECTOR PLATE-DEFROSTER -----	1	
	S1021Z4-6B	ATTACHING PARTS -----	4	
		SCREW -----		
		-----*		
- 5	0700103-131	STRIP -----	2	
	S1021Z6-8	ATTACHING PARTS -----	8	
		SCREW -----		
		-----*		
- 6	0714002-1	HEADLINER-MOLDED -----	1	B
	0714002-3	HEADLINER-MOLDED -----	1	C
	0714002-2	HEADLINER-MOLDED USED WITH SKYLIGHT -----	1	B
	0714002-4	HEADLINER-MOLDED USED WITH SKYLIGHT -----	1	C
	S1021Z4-6	ATTACHING PARTS -----	3	
	S1066C1	SCREW -----	3	
		WASHER -----		
		-----*		
- 7	0714003-1	TIARA ASSEMBLY -----	1	
	S1021Z4-6	ATTACHING PARTS -----	4	
		SCREW -----		
		-----*		
- 8	0514067-2	RETAINER-FRONT SPAR -----	1	
	S1898-2	ATTACHING PARTS -----	3	
		FASTENER-PANEL -----		
		-----*		
- 9	0514064-1	MOLDING-SKYLIGHT WINDOW -----	2	
	S1021Z4-6	ATTACHING PARTS -----	8	
		SCREW -----		
		-----*		
-10	0715022-7	TRIM STRIP-LH -----	1	E
	0715032-7	TRIM STRIP-LH -----	1	D
	0715022-8	TRIM STRIP-RH -----	1	E
	0715032-8	TRIM STRIP-RH -----	1	D
-11	0715022-9	MOLDING-LH WINDOW -----	1	E
	0715032-9	MOLDING-LH WINDOW -----	1	D
	0715022-10	MOLDING-RH WINDOW -----	1	E
	0715032-10	MOLDING-RH WINDOW -----	1	D
-12	0700702-21	PANEL-CANTED -----	1	
-13	0711682-1	BAGGAGE SHELF-REMOVABLE -----	1	
		ATTACHING PARTS -----		
-14	H323-3-1-1	PLUNGER -----	4	
	H559-3-1	GROMMET -----	4	
	H323-4-1-1	PLUNGER CENTER HOLES -----	2	
	H322-4-1	GROMMET CENTER HOLES -----	2	
		-----*		
-15	0715023-5	PANEL ASSEMBLY -----	1	
-16	0715023-8	COVER-PANEL -----	1	
		ATTACHING PARTS -----		
-17	S2092-1	FASTENER-HOOK -----	AR	E
	S2092-2	FASTENER-PILE -----	AR	E
	S2092-3	FASTENER-HOOK -----	AR	D
	S2092-4	FASTENER-PILE -----	AR	D
		-----*		
-18	0715010-2	MOLDING-AFT WINDOW -----	1	
	S1021A4-6	ATTACHING PARTS -----	6	
		SCREW -----		
		-----*		

CONTINUED ON NEXT PAGE

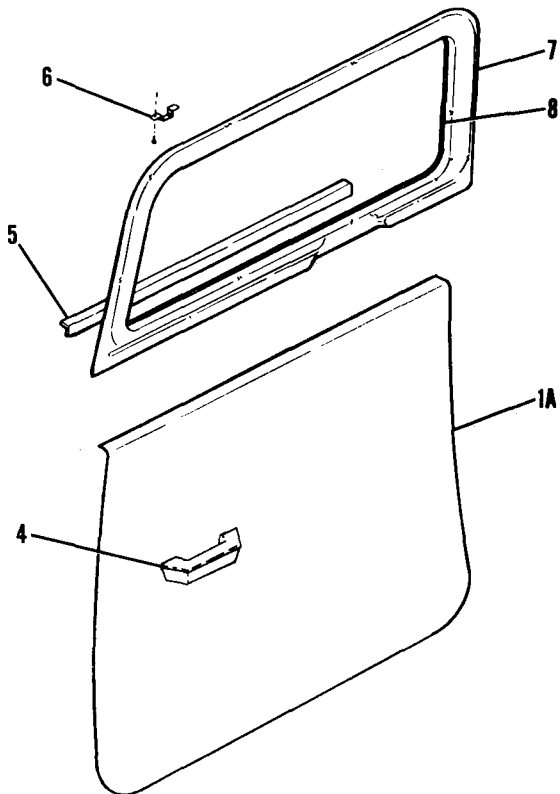
FIGURE AND INDEX NO.	PART NUMBER	DESCRIPTION	UNITS PER ASSY	USABLE ON CODE
45B-19	S1430-1	HANGER-COAT HOOK -----	1	
-20		DELETED-NEVER USED -----		
-21	S1948-2	TRIM -----	AR	
-22	0700707-11	ROLLER CURTAIN ASSEMBLY -----	1	
-23	1200612-5	BRACKET KIT-CURTAIN -----	1	
		ATTACHING PARTS		
	AN515-4R5	SCREW -----	4	
	NAS679A04	NUT -----	4	
		-----*		
-24	0700707-6	SUPPORT ASSEMBLY CURTAIN -----	1	
		ATTACHING PARTS		
-25	AN515-4R10	SCREW -----	1	
-26	NAS679A04	NUT -----	1	
	0700707-8	SPRING -----	1	
		-----*		
-27	0700707-5	BRACKET-CURTAIN SUPPORT -----	1	
		ATTACHING PARTS		
	S1021A4-6C	SCREW -----	2	
		-----*		
-28	1200612-6	BRACKET-CURTAIN HOOK -----	2	
		ATTACHING PARTS		
	S1021Z4-6C	SCREW -----	2	
	NAS446-1-3	NUT -----	2	
		-----*		
-29	1215045-5	SHIELD-LH -----	1	
	1215045-6	SHIELD-RH -----	1	
		NOTE. □ THIS PART MUST HAVE A SECOND DASH NUMBER ADDED TO DENOTE COLOR. REFER TO HOW TO ORDER INTERIOR PARTS-PAGE XIII.		
		NOTE. % REFER TO FIGURE 1 FOR SECOND DASH NUMBER TO DENOTE COLOR REQUIRED.		
		A---182 SERIAL 18260446 & ON A182 SERIAL A182-0137 & ON		
		B---182 SERIAL 18260446 THRU 18260825		
		C---182 SERIAL 18260826 THRU 18261425		
		D---182 SERIAL 18261426 & ON		
		E---182 SERIAL 18260446 THRU 18261425		

FIGURE AND INDEX NO.	PART NUMBER	DESCRIPTION	UNITS PER ASSY	USABLE ON CODE
		1 2 3 4 5 6 7		
46 -		CABIN DOOR UPHOLSTERY INSTALLATION -----	NP	
- 1	0700656-10	UPHOLSTERY PANEL-CABIN DOOR RH -----	1	A
	0700681-2	UPHOLSTERY PANEL-CABIN DOOR RH -----	1	C
	0700693-4	UPHOLSTERY PANEL-CABIN DOOR RH -----	1	D
	0700699-6	UPHOLSTERY PANEL-CABIN DOOR RH -----	1	G
	0700712-6	UPHOLSTERY PANEL-CABIN DOOR RH -----	1	J
	0700753-4	UPHOLSTERY PANEL-CABIN DOOR RH -----	1	K
	0700656-9	UPHOLSTERY PANEL-CABIN DOOR LH -----	1	A
	0700681-1	UPHOLSTERY PANEL-CABIN DOOR LH -----	1	C
	0700693-3	UPHOLSTERY PANEL-CABIN DOOR LH -----	1	D
	0700699-5	UPHOLSTERY PANEL-CABIN DOOR LH -----	1	G
	0700712-5	UPHOLSTERY PANEL-CABIN DOOR LH -----	1	J
	0700753-3	UPHOLSTERY PANEL-CABIN DOOR LH -----	1	K
- 1A	0700757-4	UPHOLSTERY PANEL-CABIN DOOR RH -----	1	M
	0715011-4	UPHOLSTERY PANEL-CABIN DOOR RH -----	1	N
	0715013-4	TRIM PANEL ASSEMBLY-RH -----	1	P
	0715021-4	TRIM PANEL ASSEMBLY-RH -----	1	R
	0715027-4	TRIM PANEL ASSEMBLY-RH -----	1	S
	0700757-3	UPHOLSTERY PANEL-CABIN DOOR LH -----	1	M
	0715011-3	UPHOLSTERY PANEL-CABIN DOOR LH -----	1	N
	0715013-3	TRIM PANEL ASSEMBLY-LH -----	1	P
	0715021-3	TRIM PANEL ASSEMBLY-LH -----	1	R
	0715027-3	TRIM PANEL ASSEMBLY-LH -----	1	S
- 2	S1023A4-6	SCREW -----	2	
- 3	S1066C1	WASHER -----	2	
- 4	1200089-4	DOOR PULL ASSEMBLY -----	2	A
	1414082-1	DOOR PULL ASSEMBLY WHEN EXHAUSTED USE 1414082-7 -----	2	C
	1414082-7	DOOR PULL ASSEMBLY -----	2	D
	1414082-14	DOOR PULL ASSEMBLY -----	2	G
	1414082-18	DOOR PULL ASSEMBLY -----	2	H
	0514078-5	ARMREST ASSEMBLY-FRONT -----	2	U
		ATTACHING PARTS		
	AN520-10R12	SCREW -----	2	A
	AN520-10R20	SCREW -----	2	B
	AN960-10L	WASHER -----	2	
		-----*		
	1414082-6	PAD ASSEMBLY -----	1	E
	1414082-13	PAD ASSEMBLY -----	1	F
CONTINUED ON NEXT PAGE				

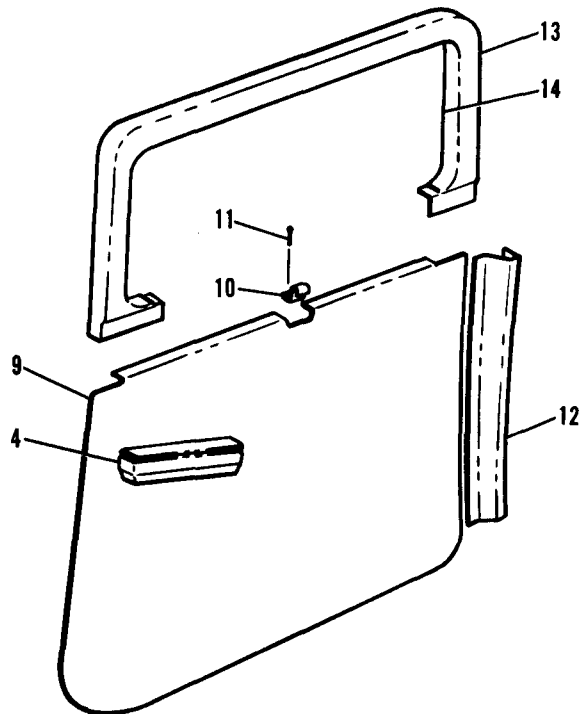
Upholstery (Cont)



18257626 THRU 18258505



18258506 THRU 18261425

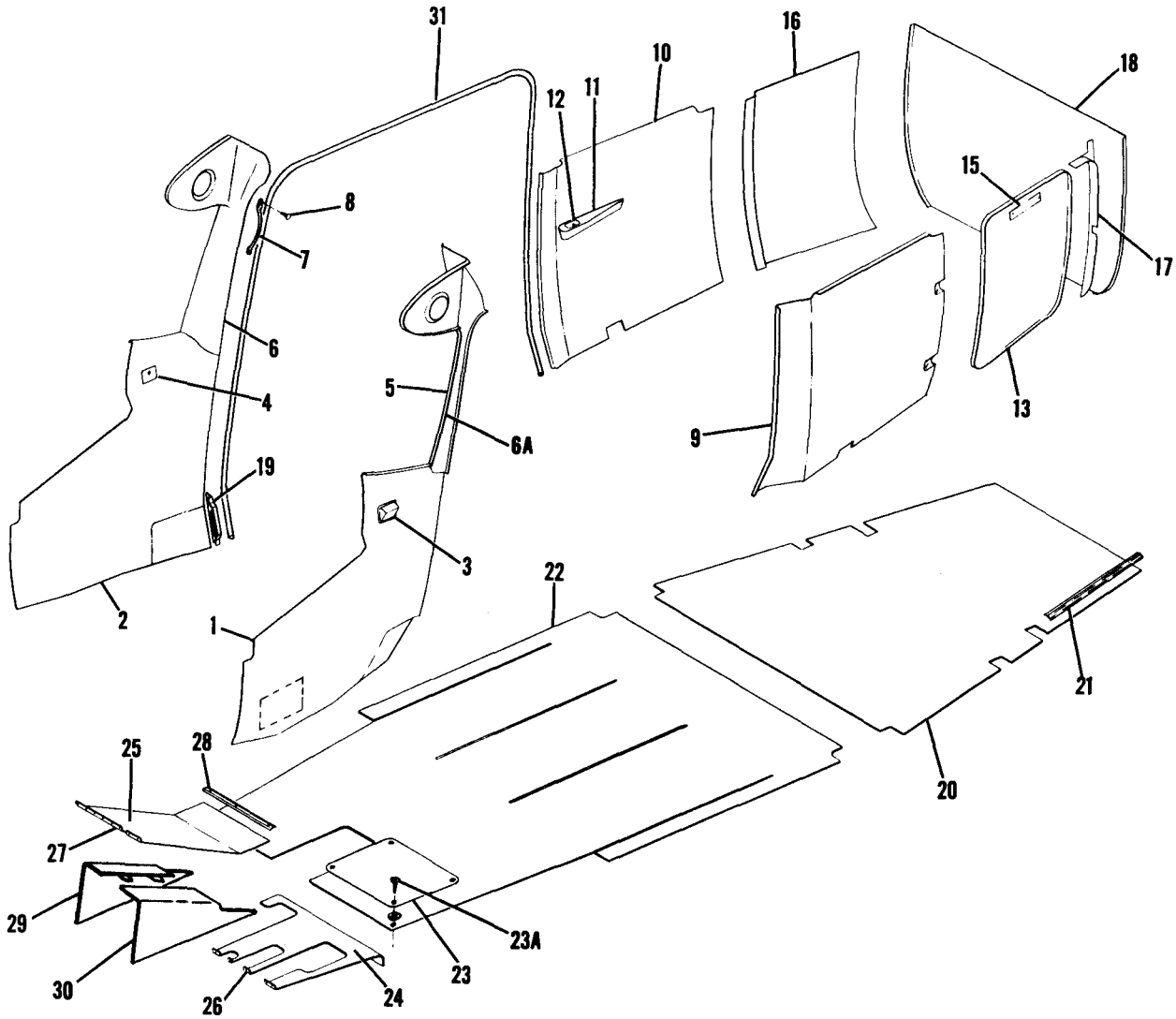


18261426 & ON

Figure 46. Cabin Door Upholstery Installation

FIGURE AND INDEX NO.	PART NUMBER	DESCRIPTION	UNITS PER ASSY	USABLE ON CODE
		1 2 3 4 5 6 7		
46 - 5	1200655-5	RETAINER -----	1	L
	S1021A4-6	SCREW -----	5	L
- 6	1211061-61	CLIP-HAT -----	5	L
	S1021A4-6	SCREW -----	2	L
- 7	0715008-4	□ MOLDING ASSEMBLY-DOOR WINDOW RH -----	1	N
	0715008-3	□ MOLDING ASSEMBLY-DOOR WINDOW LH -----	1	N
	0715008-8	□ MOLDING ASSEMBLY-DOOR WINDOW RH -----	1	O
	0715008-7	□ MOLDING ASSEMBLY-DOOR WINDOW LH -----	1	O
	S1021Z8-6	ATTACHING PARTS SCREW -----	AR	
- 8	1200535-27	EDGING-WINDOW MOULDING -----	1	L
- 9	0715028-4	# TRIM PANEL ASSEMBLY-RH -----	1	T
	0715028-3	# TRIM PANEL ASSEMBLY-LH -----	1	T
-10	0700685-1	STRIKER PLATE LH DOOR ONLY -----	1	T
-11	S1021Z8-8	ATTACHING PARTS SCREW -----	1	T
-12	0715031-1	□ ESCUTCHEON-WINDOW STRIKER PLATE -----	1	T
	0714006-2	□ TRIM STRIP-RH -----	1	T
	0714006-1	□ TRIM STRIP-LH -----	1	T
	S1021Z4-6	ATTACHING PARTS SCREW -----	4	T
-13	C715032-6	□ MOLDING-DOOR WINDOW RH -----	1	T
	0715032-5	□ MOLDING ASSY-DOOR WINDOW LH -----	1	T
-14	S1948-2-1	TRIM RH ONLY -----	AR	T
<p>NOTE. #THIS PART MUST HAVE A SECOND DASH NUMBER ADDED TO DENOTE COLOR. REFER TO HOW TO ORDER UPHOLSTERED PARTS-PAGE XII.</p> <p>NOTE. □THIS PART MUST HAVE A SECOND DASH NUMBER ADDED TO DENOTE COLOR. REFER TO HOW TO ORDER INTERIOR PARTS-PAGE XIII.</p>				
<p>A---182 SERIAL 18253599 THRU 18254423 B---182 SERIAL 18254424 & ON A182 SERIAL A182-0001 & ON C---182 SERIAL 18254424 THRU 18255058 D---182 SERIAL 18255059 THRU 18255844 E---182 SERIAL 18253599 THRU 18255844 F---182 SERIAL 18255845 THRU 18260825 A182 SERIAL A182-0001 THRU A182-0136 G---182 SERIAL 18255845 THRU 18256684 H---182 SERIAL 18256685 THRU 18260825 J---182 SERIAL 18256685 THRU 18257625 A182 SERIAL A182-0001 THRU A182-0056 K---182 SERIAL 18257626 THRU 18258505 A182 SERIAL A182-0057 THRU A182-0096 L---182 SERIAL 18258506 & ON A182 SERIAL A182-0097 & ON M---182 SERIAL 18258506 THRU 18259305 A182 SERIAL A182-0097 THRU A182-0116 N---182 SERIAL 18259306 THRU 18260055 O---182 SERIAL 18260056 & ON A182 SERIAL A182-0117 & ON P---182 SERIAL 18260056 THRU 18260445 A182 SERIAL A182-0117 & ON R---182 SERIAL 18260446 THRU 18260825 S---182 SERIAL 18260826 THRU 18261425 T---182 SERIAL 18261426 & ON U---182 SERIAL 18260826 & ON</p>				

Upholstery (Cont)

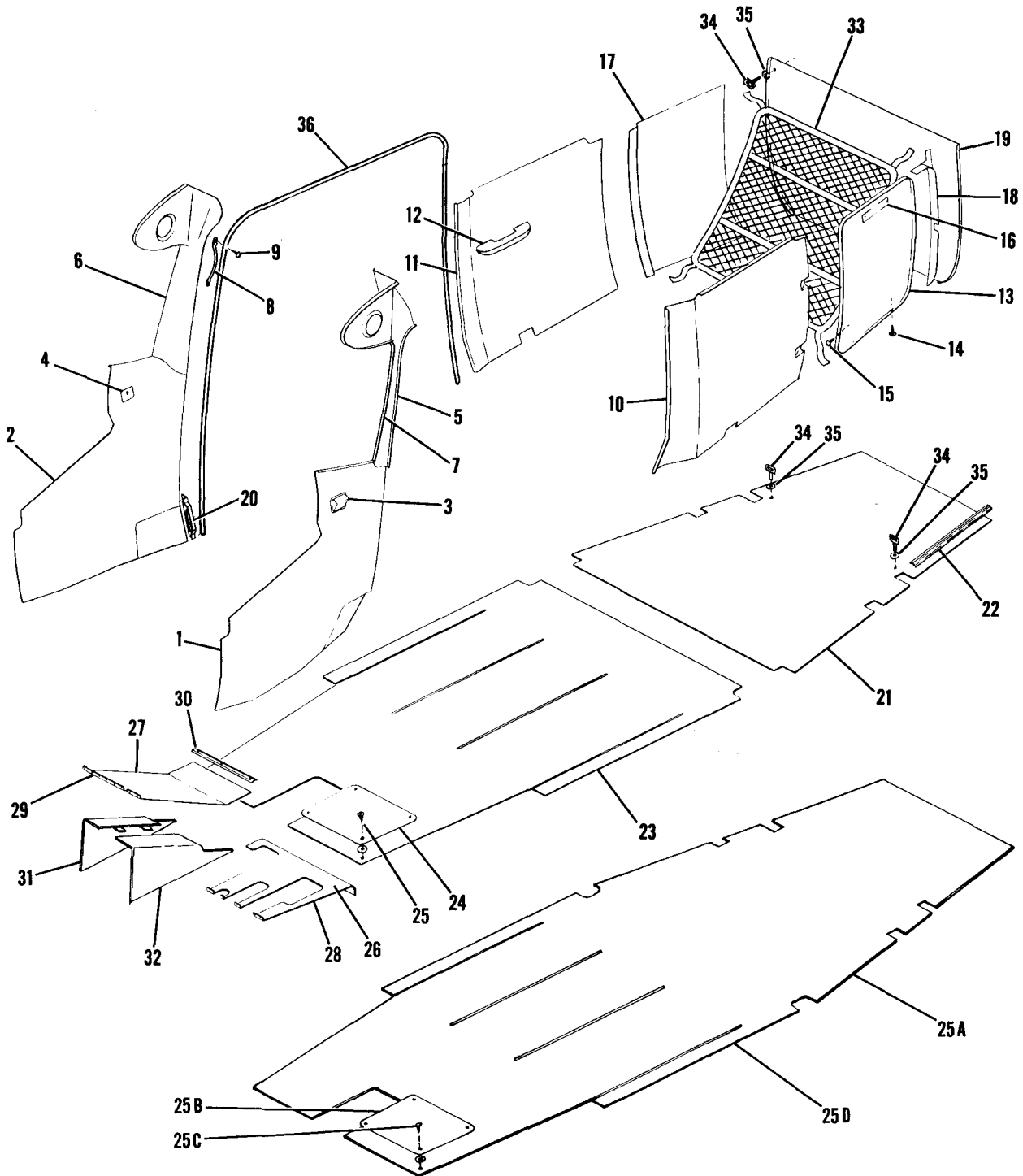


182 SERIAL 18253599 THRU 18254423

Figure 47. Cabin Side & Floorboard Upholstery Installation

FIGURE AND INDEX NO.	PART NUMBER	DESCRIPTION	UNITS PER ASSY	USABLE ON CODE
		1 2 3 4 5 6 7		
47 -		UPHOLSTERY INSTALLATION-CABIN SIDE & FLOORBOARD -----	NP	A
- 1	0700656-7	FORWARD CABIN SIDE PANEL-LH -----	1	
- 2	0700656-8	FORWARD CABIN SIDE PANEL-RH -----	1	
- 3	0411030-5	RETAINER-ASH RECEIVER -----	2	
		ATTACHING PARTS		
	S1021Z4-8	SCREW -----	2	
	NAS446-1-3	NUT -----	2	
		---*---		
- 4	0411030-6	TRAY-ASH RECEIVER -----	2	
- 5	0700702-1	SHIELD-DOORPOST LH -----	1	
- 6	0700702-2	SHIELD-DOORPOST RH -----	1	
- 6A	S1247-1W	SEAL 30.80 IN LG BULK ITEM REF S-1247-1W30.80 ---	2	
- 7	0511229-2	STRAP-ASSIST -----	2	
		ATTACHING PARTS		
- 8	T-5/8	SCREW AUV -----	2	
		---*---		
- 9	0700656-11	AFT CABIN SIDE PANEL-LH -----	1	
-10	0700656-12	AFT CABIN SIDE PANEL-RH -----	1	
-11	0700668-2	ARM REST ASSEMBLY-RH -----	1	
	0700668-1	ARM REST ASSEMBLY-LH -----	1	
		ATTACHING PARTS		
	AN960-10	WASHER -----	1	
	MS21044N3	NUT -----	1	
		---*---		
-12	S1957-2	ASH RECEIVER -----	1	
-13	0700702-5	PANEL-BAGGAGE DOOR -----	1	
		ATTACHING PARTS		
-14	S1021Z4-6	SCREW -----	5	
	99608-K2215	STUD UC FWD EDGE -----	2	
		---*---		
-15	0710032-3	PLACARD-BAGGAGE LOAD LIMIT -----	1	
		ATTACHING PARTS		
	S1021Z4-6	SCREW -----	2	
		---*---		
-16	0700655-6	PANEL-BAGGAGE COMPARTMENT -----	1	
-17	0700655-25	COVER-BAGGAGE DOORPOST -----	1	
-18	0700655-8	PANEL-AFT WALL -----	1	
-19	1200231-2	RETAINER-CABIN AIR VENT RH -----	1	
	1200231-1	RETAINER-CABIN AIR VENT LH -----	1	
		ATTACHING PARTS		
	S1021Z4-4	SCREW -----	2	
	S1021Z6-6	SCREW -----	1	
	NAS446-3-3	NUT -----	1	
		---*---		
-20	0700654-2	CARPET ASSEMBLY-AFT -----	1	
-21	0311623-1	SCUFF PLATE-BAGGAGE DOOR -----	1	
		ATTACHING PARTS		
	S1021Z4-4	SCREW -----	3	
		---*---		
-22	0700654-1	CARPET ASSEMBLY-FORWARD -----	1	
-23	0700669-1	SCUFF PLATE -----	1	
		ATTACHING PARTS		
-23A	S1021Z6-6	SCREW -----	4	
	AN970-3	WASHER -----	4	
		---*---		
	0700669-1	SCUFF PLATE DUAL CONTROLS -----	1	
-24	0700654-3	CARPET ASSEMBLY-RUDDER PEDAL SHIELD LH -----	1	B
	0700654-17	CARPET ASSEMBLY-RUDDER PEDAL SHIELD LH -----	1	C
-25	0700654-10	CARPET ASSEMBLY-RUDDER BAR SHIELD RH -----	1	
	0700654-4	CARPET ASSEMBLY-RUDDER PEDAL SHIELD -----	1	
	0713715-1	SHIELD-RUDDER PEDAL LH -----	1	
-26	0713703-1	SHIELD-RUDDER BAR RH -----	1	
-27	0713715-2	SHIELD-RUDDER PEDAL -----	1	
		DUAL CONTROLS ONLY -----		
		ATTACHING PARTS		
	S1021Z8-8	SCREW -----	8	
		---*---		
-28	0713703-2	RETAINER-CARPET RH -----	1	
		ATTACHING PARTS		
	S1023Z8-8B	SCREW -----	3	
		---*---		
-29	0700654-14	CARPET ASSEMBLY-TUNNEL RH -----	1	D
-30	0700654-15	CARPET ASSEMBLY-TUNNEL LH -----	1	D
-31	0700668-5	WINDLACE ASSEMBLY-DOOR -----	2	
		A---182 SERIAL 18253599 THRU 18254423		
		B---182 SERIAL 18253599 THRU 18254386		
		C---182 SERIAL 18254387 THRU 18254423		
		D---182 SERIAL 18253960 THRU 18254423		

Upholstery (Cont)



182 SERIAL 18254424 THRU 18258505

Figure 47A. Cabin Side & Floorboard Upholstery Installation

FIGURE AND INDEX NO.	PART NUMBER	DESCRIPTION	UNITS PER ASSY	USABLE ON CODE
		1 2 3 4 5 6 7		
47A-		UPHOLSTERY INSTALLATION-CABIN SIDE & FLOORBOARD -----	NP	A
- 1	0700699-1	FORWARD CABIN SIDE PANEL-LH -----	1	G
	0700693-1	FORWARD CABIN SIDE PANEL LH -----	1	D
	0700699-1	FORWARD CABIN SIDE PANEL LH -----	1	E
	0700712-1	FORWARD CABIN SIDE PANEL LH -----	1	K
	0700757-1	FORWARD CABIN SIDE PANEL-LH -----	1	L
- 2	0700682-2	FORWARD CABIN SIDE PANEL-RH -----	1	B
	0700693-2	FORWARD CABIN SIDE PANEL RH -----	1	D
	0700699-2	FORWARD CABIN SIDE PANEL RH -----	1	G
	0700712-3	FORWARD CABIN SIDE PANEL-RH -----	1	K
	0700757-2	FORWARD CABIN SIDE PANEL-RH -----	1	L
- 3	0411030-5	RETAINER-ASH RECEIVER -----	2	
		ATTACHING PARTS		
	S1021Z4-8	SCREW -----	2	
	NAS446-1-3	NUT -----	2	
		*-----		
- 4	0411030-6	TRAY-ASH RECEIVER -----	2	
- 5	0700702-1	SHIELD-DOORPOST LH -----	1	F
	0700702-13	SHIELD-DOORPOST LH WHEN EXHAUSTED USE 0700702-17 -----	1	J
	0700702-17	SHIELD-DOORPOST LH -----	1	K
	0770725-9	SHIELD-DOORPOST LH -----	1	L
- 6	0700702-2	SHIELD-DOORPOST RH -----	1	F
	0700702-14	SHIELD-DOORPOST RH WHEN EXHAUSTED USE 0700702-18 -----	1	J
	0700702-18	SHIELD-DOORPOST RH -----	1	H
- 7	S1247-1K	SEAL 30.80 IN LG BULK ITEM REF S1247-1K30.80 -----	2	
- 8	S1362-5	STRAP-ASSIST -----	2	F
	S1362-6	STRAP-ASSIST -----	2	E
		ATTACHING PARTS		
- 9	AN509-10R17	SCREW -----	2	
		*-----		
-10	0700683-1	AFT CABIN SIDE PANEL-LH -----	1	B
	0700693-9	AFT CABIN SIDE PANEL-LH -----	1	D
	0700699-9	AFT CABIN SIDE PANEL-LH -----	1	G
	0700712-9	AFT CABIN SIDE PANEL-LH -----	1	K
	0700757-5	AFT CABIN SIDE PANEL-LH -----	1	L
-11	0700712-10	AFT CABIN SIDE PANEL-RH -----	1	K
	0700693-10	AFT CABIN SIDE PANEL RH -----	1	D
	0700699-10	AFT CABIN SIDE PANEL-RH -----	1	G
	0700712-10	AFT CABIN SIDE PANEL-RH -----	1	H
	0700757-6	AFT CABIN SIDE PANEL-RH -----	1	L
-12	1414082-1	ARMREST ASSEMBLY WHEN EXHAUSTED USE 1414082-7 -----	2	B
	1414082-7	ARMREST ASSEMBLY -----	2	D
	1414082-14	ARMREST ASSEMBLY -----	2	G
	1414082-18	ARMREST ASSEMBLY -----	2	H
		ATTACHING PARTS		
	AN520-10R10	SCREW -----	2	
		*-----		
	1414082-6	PAD ASSEMBLY-ARMREST -----	1	F
	1414082-13	PAD ASSEMBLY-ARMREST -----	1	E
-13	0700702-5	PANEL-BAGGAGE DOOR -----	1	F
	0700702-5	PANEL-BAGGAGE DOOR -----	1	E
		ATTACHING PARTS		
-14	S1021Z4-6	SCREW -----	5	
-15	XH99608F1099	STUD UC -----	2	
		*-----		
-16	0512166-3	PLACARD-BAGGAGE LOAD LIMIT -----	1	
		ATTACHING PARTS		
	S1021Z4-6	SCREW -----	2	
		*-----		
-17	0700655-19	PANEL-BAGGAGE COMPARTMENT -----	1	B
	0700702-6	PANEL-BAGGAGE COMPARTMENT -----	1	D
	0700702-6	PANEL-BAGGAGE COMPARTMENT -----	1	E
-18	0700655-25	COVER-BAGGAGE DOORPOST -----	1	B
	0700702-9	COVER-BAGGAGE DOORPOST -----	1	D
	0700702-9	COVER-BAGGAGE DOORPOST -----	1	E
-19	0700655-27	PANEL-AFT WALL -----	1	B
	0700702-10	PANEL-AFT WALL -----	1	D
	0700702-10	PANEL-AFT WALL -----	1	E
		ATTACHING PARTS		
	XX49265K2215	STUD -----	8	C
		*-----		

CONTINUED ON NEXT PAGE

FIGURE AND INDEX NO.	PART NUMBER	DESCRIPTION							UNITS PER ASSY	USABLE ON CODE
		1	2	3	4	5	6	7		
47A-20	1200231-2								1	
	1200231-1								1	
	S1021Z4-4								2	
	S1021Z6-6								1	
	NAS446-3-3								1	
-21	0700654-2	#							1	M
-22	0311623-1								1	
	S1021Z4-4								3	
-23	0700654-1	#							1	M
-24	0700709-1								1	
	S1021Z6-6								4	
	AN970-3								4	
-25A	0700694-7	#							1	K
-25B	0700709-1								1	
	S1021Z6-6								4	
	AN970-3								4	
-25D	0700694-11	#							1	L
	0700709-2								1	N
-26	0700654-17	#							1	
-27	0700654-10	#							1	
	0700654-16	#							1	
-28	0713715-1								1	
-29	0713703-1								1	
	0713715-2								1	
	S1021Z8-8								8	
-30	0713703-2								1	
	S1023Z8-8B								3	
-31	0700654-14	#							1	
-32	0700654-15	#							1	
-33	0500236-1								1	
-34	1211203-1								4	
-35	1200127-1								4	
-36	0700668-5								2	

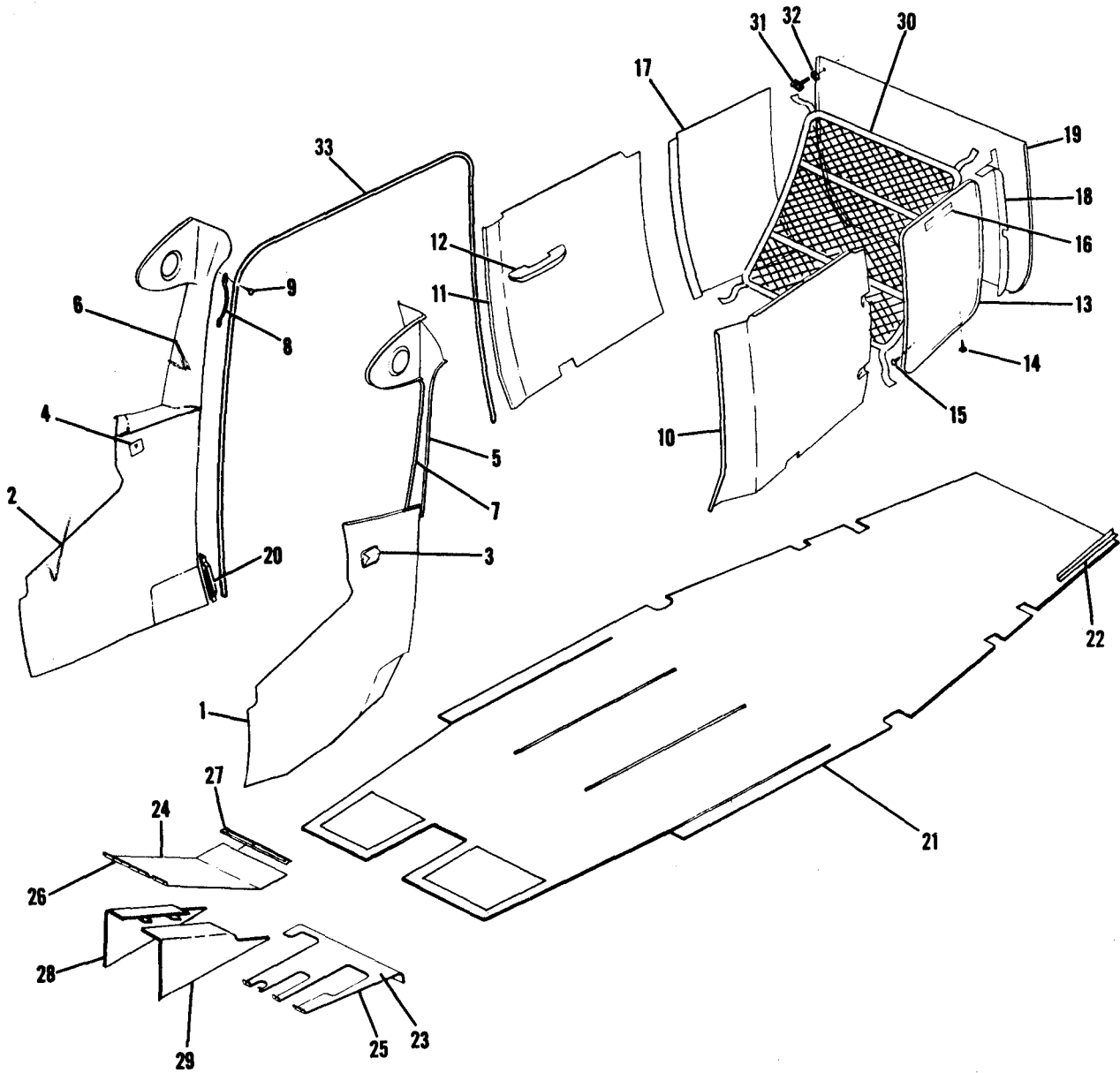
NOTE. #THIS PART MUST HAVE A SECOND DASH NUMBER ADDED TO DENOTE COLOR. REFER TO HOW TO ORDER UPHOLSTERED PARTS-PAGE XII.

NOTE. □THIS PART MUST HAVE A SECOND DASH NUMBER ADDED TO DENOTE COLOR. REFER TO HOW TO ORDER INTERIOR PARTS-PAGE XIII.

- A---182 SERIAL 18254424 THRU 18258505
A182 SERIAL A182-0001 THRU A182-0096
- B---182 SERIAL 18254424 THRU 18255058
- C---182 SERIAL 18255059 THRU 18258505
A182 SERIAL A182-0001 THRU A182-0096
- D---182 SERIAL 18255059 THRU 18255844
- E---182 SERIAL 18255845 THRU 18258505
A182 SERIAL A182-0001 THRU A182-0096
- F---182 SERIAL 18254424 THRU 18255844
- G---182 SERIAL 18255845 THRU 18256684
- H---182 SERIAL 18256685 THRU 18258505
A182 SERIAL A182-0001 THRU A182-0096
- J---182 SERIAL 18255059 THRU 18256684
- K---182 SERIAL 18256685 THRU 18257625
A182 SERIAL A182-0001 THRU A182-0056
- L---182 SERIAL 18257626 THRU 18258505
A182 SERIAL A182-0057 THRU A182-0096
- M---182 SERIAL 18254424 THRU 18256684
- N---182 SERIAL 18254424 THRU 18257625
A182 SERIAL A182-0001 THRU A182-0056

This page intentionally left blank.

Upholstery (Cont)



A182 SERIAL A182-0097 THRU A182-0136
182 SERIAL 18258506 THRU 18260445

Figure 47B. Upholstery Cabin Side & Floorboard Installation

FIGURE AND INDEX NO.	PART NUMBER		DESCRIPTION	UNITS PER ASSY	USABLE ON CODE
478-			UPHOLSTERY INSTALLATION-CABIN SIDE & FLOORBOARD -----	NP	A
- 1	0700757-1	#	FORWARD CABIN SIDE PANEL-LH -----	1	B
	0715011-1	#	FORWARD CABIN SIDE PANEL-LH -----	1	D
	0715013-1	#	FORWARD CABIN SIDE PANEL-LH -----	1	E
- 2	0700757-2	#	FORWARD CABIN SIDE PANEL-RH -----	1	B
	0715011-2	#	FORWARD CABIN SIDE PANEL-RH -----	1	D
	0715013-2	#	FORWARD CABIN SIDE PANEL RH -----	1	E
- 3	0411030-5		RETAINER-ASH RECEIVER -----	2	
			ATTACHING PARTS		
	S1021Z4-8		SCREW -----	2	
	NAS446-1-3		NUT -----	2	
			-----*		
- 4	0411030-6		TRAY-ASH RECEIVER -----	2	
- 5	0715007-1	□	SHIELD-DOORPOST LH -----	1	H
	0715007-5	□	SHIELD-DOORPOST LH -----	1	E
- 6	0715007-3	□	SHIELD-DOORPOST RH -----	1	
- 7	S1247-1K		SEAL 30.80 IN LG BULK ITEM REF S1247-1K30.80 -----	2	F
			WHEN EXHAUSTED USE S1948-2		
	S1948-2		SEAL 30.80 IN LG BULK ITEM REF S1948-2-30.80 -----	2	G
- 8	S1362-6		STRAP-ASSIST -----	2	
			ATTACHING PARTS		
- 9	AN509-10R17		SCREW -----	2	
			-----*		
-10	0700757-5	#	AFT CABIN SIDE PANEL-LH -----	1	B
	0715011-5	#	AFT CABIN SIDE PANEL-LH -----	1	D
	0715013-5	#	AFT CABIN SIDE PANEL-LH -----	1	E
-11	0700757-6	#	AFT CABIN SIDE PANEL-RH -----	1	B
	0715011-6	#	AFT CABIN SIDE PANEL-RH -----	1	D
	0715013-6	#	AFT CABIN SIDE PANEL RH -----	1	E
-12	1414082-18	#	ARMREST ASSEMBLY -----	2	
			ATTACHING PARTS		
	AN520-10R10		SCREW -----	2	
			-----*		
	1414082-13	#	PAD ASSEMBLY-ARMREST -----	1	
-13	0700702-5	□	PANEL-BAGGAGE DOOR -----	1	
			ATTACHING PARTS		
-14	S1021A4-6		SCREW -----	6	
-15	XX49265K2215		STUD UC -----	2	
			-----*		
-16	0512166-3		PLACARD-BAGGAGE LOAD LIMIT -----	1	B
			ATTACHING PARTS		
	S1021Z4-6		SCREW -----	2	B
			-----*		
	0505007-1		PLACARD-BAGGAGE LOAD LIMIT -----	1	C
-17	0700702-6	□	PANEL-BAGGAGE COMPARTMENT -----	1	
-18	0700702-9	□	COVER-BAGGAGE DOORPOST -----	1	
-19	0700702-10	□	PANEL-AFT WALL -----	1	
			ATTACHING PARTS		
	XX49265K2215		STUD -----	8	
			-----*		
-20	1200231-2		RETAINER-CABIN AIR VENT RH -----	1	
	1200231-1		RETAINER-CABIN AIR VENT LH -----	1	
			ATTACHING PARTS		
	S1021Z4-4		SCREW -----	2	
	S1021Z6-6		SCREW -----	1	
	NAS446-3-3		NUT -----	1	
			-----*		
-21	0700694-11	#	CARPET ASSEMBLY -----	1	
-22	0311623-1		SCUFF PLATE-BAGGAGE DOOR -----	1	
			ATTACHING PARTS		
	S1021Z4-4		SCREW -----	3	
			-----*		
-23	0700654-17	#	CARPET ASSEMBLY-RUDDER PEDAL SHIELD -----	1	
-24	0700654-10	#	CARPET ASSEMBLY-RUDDER BAR SHIELD -----	1	
	0700654-16	#	CARPET ASSEMBLY-RUDDER PEDAL SHIELD DUAL CONTROLS ONLY -----	1	
-25	0713715-1		SHIELD-RUDDER PEDAL LH -----	1	
-26	0713703-1		SHIELD-RUDDER BAR RH -----	1	
	0713715-2		SHIELD-RUDDER PEDAL DUAL CONTROLS ONLY -----	1	
			ATTACHING PARTS		
	S1021Z8-8		SCREW -----	8	J
	S1021Z8-8		SCREW -----	6	K
	AN515-8R6		SCREW -----	1	K
	NAS1022A08		NUT -----	1	K
	NAS620-8		WASHER -----	1	K
			-----*		

CONTINUED ON NEXT PAGE

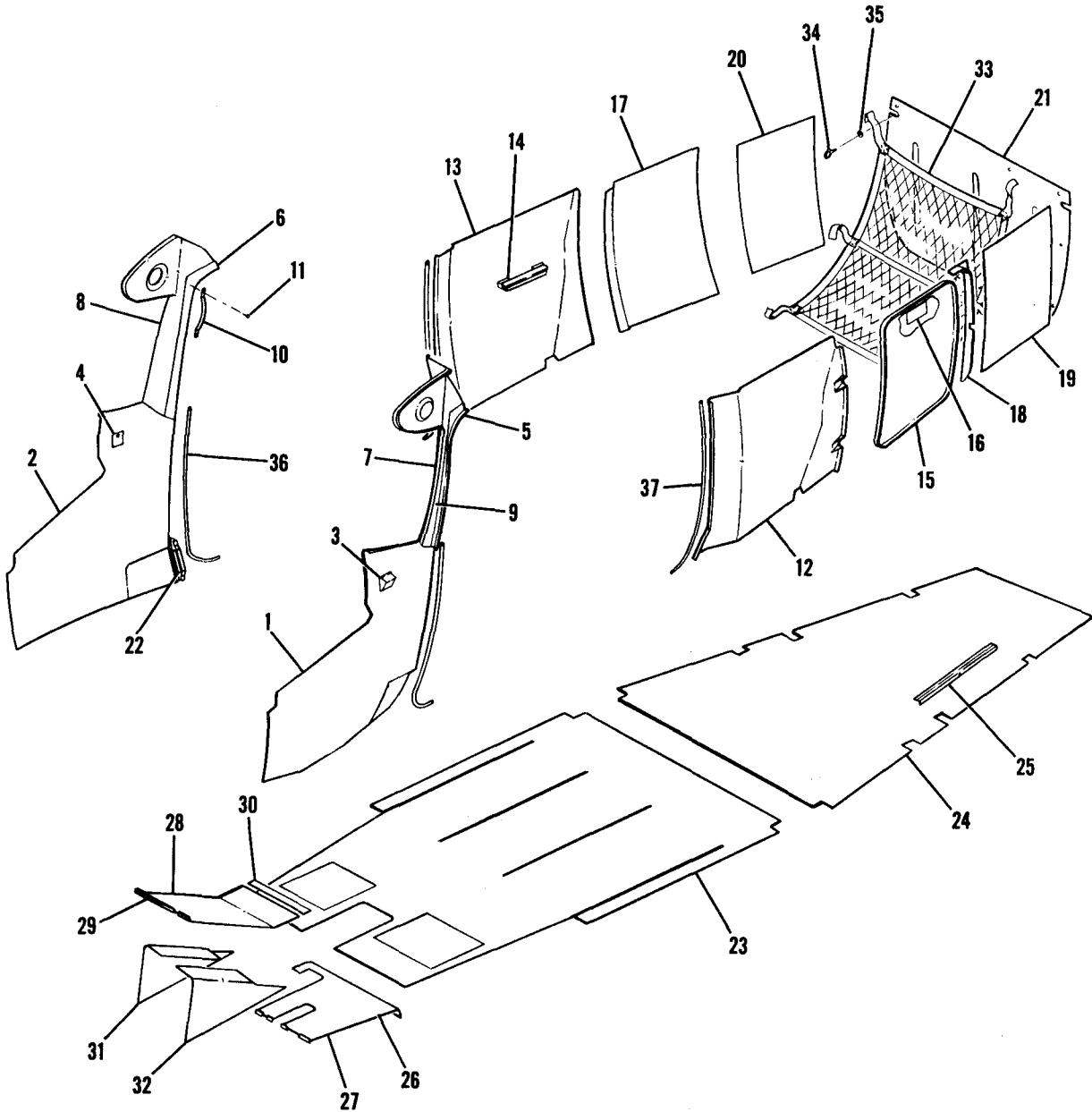
FIGURE AND INDEX NO.	PART NUMBER	DESCRIPTION	UNITS PER ASSY	USABLE ON CODE
478-27	0713703-2	RETAINER-CARPET RH ----- ATTACHING PARTS -----	1	
	S1023Z8-8B	SCREW ----- -----*	3	
-28	0700654-14	# CARPET ASSEMBLY-TUNNEL RH -----	1	
-29	0700654-15	# CARPET ASSEMBLY-TUNNEL LH -----	1	
-30	0500236-1	NET-BAGGAGE ----- ATTACHING PARTS -----	1	
-31	1211203-1	EYEBOLT -----	4	
-32	1200127-1	WASHER ----- -----*	4	
-33	0700668-5	WINDLACE ASSEMBLY-DOOR -----	2	E
	0700668-13	# WINDLACE-LOWER FWD -----	1	H
	0700668-14	# WINDLACE-LOWER AFT -----	1	H
	0700668-15	# WINDLACE-UPPER -----	1	H
<p>NOTE. #THIS PART MUST HAVE A SECOND DASH NUMBER ADDED TO DENOTE COLOR. REFER TO HOW TO ORDER UPHOLSTERED PARTS-PAGE XII.</p> <p>NOTE. □THIS PART MUST HAVE A SECOND DASH NUMBER ADDED TO DENOTE COLOR. REFER TO HOW TO ORDER INTERIOR PARTS-PAGE XIII.</p> <p>A---182 SERIAL 18258506 THRU 18260445 A182 SERIAL A182-0097 THRU A182-0136 B---182 SERIAL 18258506 THRU 18259305 A182 SERIAL A182-0097 THRU A182-0116 C---182 SERIAL 18259306 THRU 18260445 A182 SERIAL A182-0117 THRU A182-0136 D---182 SERIAL 18259306 THRU 18260055 E---182 SERIAL 18260056 THRU 18260445 A182 SERIAL A182-0117 THRU A182-0136 F---182 SERIAL 18259306 THRU 18260180 G---182 SERIAL 18260181 THRU 18260445 A182 SERIAL A182-0117 THRU A182-0136 H---182 SERIAL 18258506 THRU 18260055 A182 SERIAL A182-0097 THRU A182-0116 J---182 SERIAL 18258506 THRU 18260291 A182 SERIAL A182-0097 THRU A182-0116 K---182 SERIAL 18260291 THRU 18260445 A182 SERIAL A182-0117 THRU A182-0136</p>				



FIGURE AND INDEX NO.	PART NUMBER		DESCRIPTION	UNITS PER ASSY	USABLE ON CODE
47C-			UPHOLSTERY INSTALLATION-CABIN SIDE & FLOORBOARD -----	NP	A
- 1	0715021-1	#	FORWARD CABIN SIDE PANEL-LH -----	1	D
	0715027-1	#	FORWARD CABIN SIDE PANEL-LH -----	1	E
- 2	0715021-2	#	FORWARD CABIN SIDE PANEL-RH -----	1	D
	0715027-2	#	FORWARD CABIN SIDE PANEL-RH -----	1	E
			ATTACHING PARTS		
	AN515-6R8		SCREW -----	AR	
	S1021A6-12		SCREW -----	2	
			-----*		
- 3	0411030-5		RETAINER-ASH RECEIVER -----	2	
			ATTACHING PARTS		
	S1021Z4-8		SCREW -----	2	
	NAS395-1-3		NUT -----	2	
			-----*		
- 4	0411030-6		TRAY-ASH RECEIVER -----	2	
- 5	0715022-1	□	SHIELD-DOORPOST LH -----	1	
- 6	0715022-2	□	SHIELD-DOORPOST RH -----	1	
- 7	0715022-3	□	MOULDING-DOORPOST LH -----	1	D
	0715022-13	□	MOULDING-DOORPOST LH -----	1	E
- 8	0715022-4	□	MOULDING-DOORPOST RH -----	1	D
	0715022-12	□	MOULDING-DOORPOST-RH -----	1	E
- 9	0513425-1		PAD-DOORPOST COVER -----	2	
-10	S1362-6		STRAP-ASSIST -----	2	D
			ATTACHING PARTS		
-11	AN509-10R17		SCREW -----	2	D
			-----*		
-12	0715021-5	#	AFT CABIN SIDE PANEL-LH -----	1	D
	0715027-5	#	AFT CABIN SIDE PANEL-LH -----	1	E
-13	0715021-6	#	AFT CABIN SIDE PANEL-RH -----	1	D
	0715027-6	#	AFT CABIN SIDE PANEL-RH -----	1	E
			ATTACHING PARTS		
	AN515-6R8		SCREW -----	AR	
			-----*		
-14	1414082-18	#	ARMREST ASSEMBLY -----	2	D
	0514079-2		ARMREST ASSEMBLY-RH REAR -----	1	E
	0514079-1		ARMREST ASSEMBLY-LH REAR -----	1	E
			ATTACHING PARTS		
	AN520-10P20		SCREW -----	2	
			-----*		
	S1957-2		ASH RECEIVER -----	1	E
	S1957-1		RETAINER-ASH RECEIVER -----	1	E
	1414082-13	#	PAD ASSEMBLY-ARMREST -----	1	D
-15	0700702-5	□	PANEL-BAGGAGE DOOR -----	1	
			ATTACHING PARTS		
	S1021Z4-6		SCREW -----	6	
			-----*		
-16	0705020-1		PLACARD-BAGGAGE LOAD LIMIT -----	1	
-17	0700702-6	□	PANEL-BAGGAGE COMPARTMENT -----	1	
-18	C715023-13	□	COVER-BAGGAGE DOORPOST -----	1	

CONTINUED ON NEXT PAGE

Upholstery (Cont)

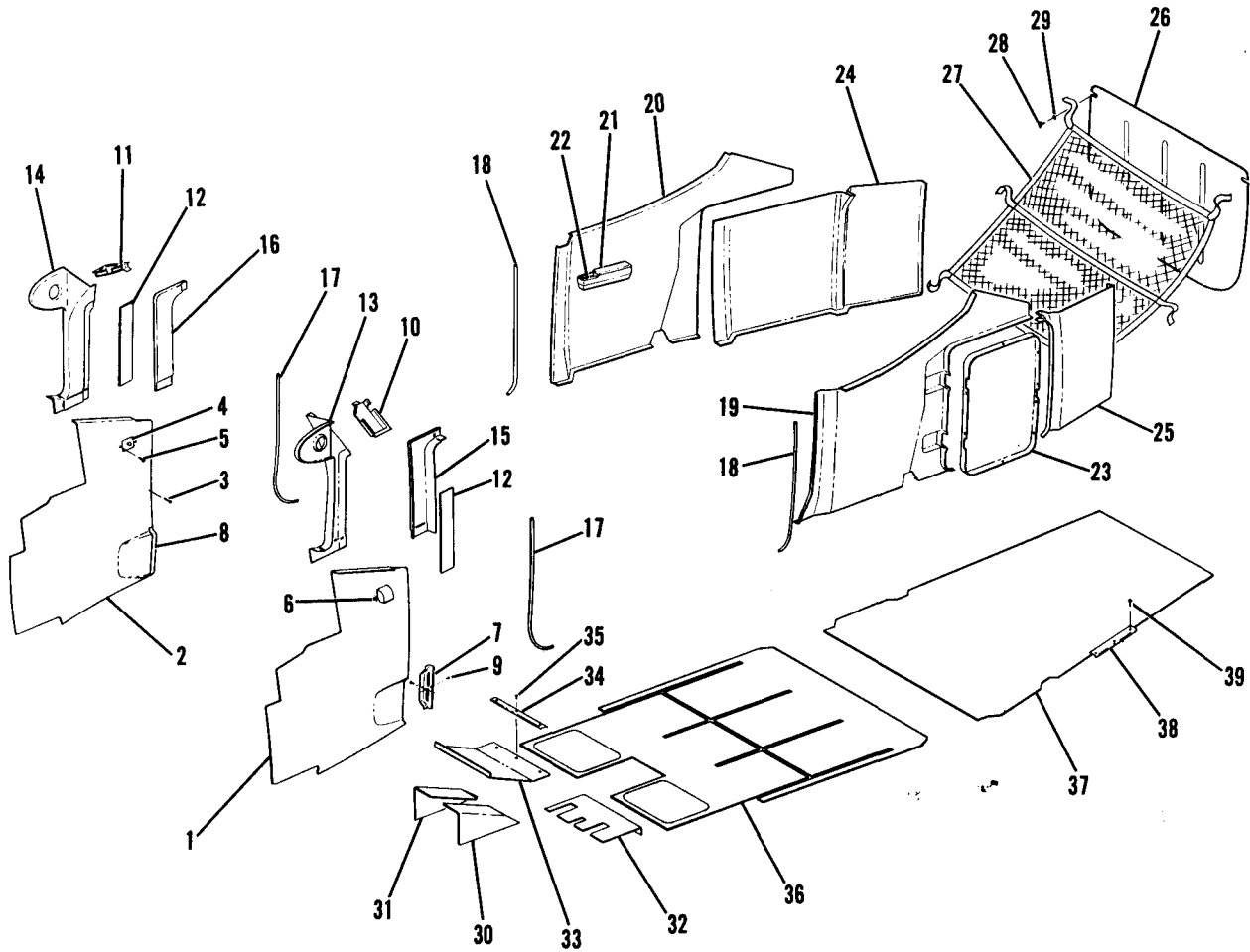


182 SERIAL 18260446 THRU 18261425

Figure 47C. Upholstery Cabin Side & Floorboard Installation

FIGURE AND INDEX NO.	PART NUMBER		DESCRIPTION	UNITS PER ASSY	USABLE ON CODE
47C-19	0715023-3	□	PANEL-AFT BAGGAGE COMPARTMENT LH -----	1	
-20	0715023-4	□	PANEL-AFT BAGGAGE COMPARTMENT RH -----	1	
-21	0715023-1	□	PANEL ASSEMBLY-AFT WALL -----	1	
-22	1200084-22		RETAINER-CABIN AIR VENT RH WEU 1200231-1 -----	1	B
	1200231-1		RETAINER-CABIN AIR VENT RH -----	1	C
	1200084-21		RETAINER-CABIN AIR VENT LH WEU 1200231-2 -----	1	B
	1200231-2		RETAINER-CABIN AIR VENT LH -----	1	C
	S102174-4		ATTACHING PARTS SCREW -----	2	
			*-----		
-23	0700694-22	#	CARPET ASSEMBLY-FWD -----	1	
-24	0700654-23	#	CARPET ASSEMBLY-AFT -----	1	
-25	0211623-1		SCUFF PLATE-BAGGAGE DOOR -----	1	
	S102174-4		ATTACHING PARTS SCREW -----	3	
			*-----		
-26	0700654-17	#	CARPET ASSEMBLY-RUDDER PEDAL SHIELD LH -----	1	
-27	0713715-1		SHIELD-RUDDER PEDAL LH -----	1	
	S102178-8		ATTACHING PARTS SCREW -----	8	
			*-----		
-28	0700654-10	#	CARPET ASSEMBLY-RUDDER BAR SHIELD RH -----	1	
	0700654-16	#	CARPET ASSEMBLY-RUDDER PEDAL SHIELD DUAL CONTROLS ONLY --	1	
-29	0713703-1		SHIELD-RUDDER BAR RH -----	1	
	0713715-2		SHIELD-RUDDER PEDAL DUAL CONTROLS ONLY -----	1	
	S102178-8		ATTACHING PARTS SCREW -----	7	
			*-----		
-30	0713703-2		RETAINER-CARPET RH -----	1	
	S102378-8B		ATTACHING PARTS SCREW -----	3	
			*-----		
-31	0700654-14	#	CARPET ASSEMBLY-TUNNEL RH -----	1	
-32	0700654-15	#	CARPET ASSEMBLY-TUNNEL LH -----	1	
	AN515-8R6		ATTACHING PARTS SCREW -----	1	
	NAS1022A08		NUT -----	1	
	NAS620-8		WASHER -----	1	
			*-----		
-33	1215042-1		NET-BAGGAGE -----	1	
			ATTACHING PARTS		
-34	1211203-1		EYE BOLT -----	6	
-35	1200127-1		WASHER -----	6	
			*-----		
-36	0700668-13		WINDLACE-FWD -----	2	
-37	0700668-14		WINDLACE-AFT -----	2	
<p>NOTE. □ THIS PART MUST HAVE A SECOND DASH NUMBER ADDED TO DENOTE COLOR. REFER TO HOW TO ORDER INTERIOR PARTS-PAGE XIII.</p> <p>NOTE. # THIS PART MUST HAVE A SECOND DASH NUMBER ADDED TO DENOTE COLOR. REFER TO HOW TO ORDER UPHOLSTERED PARTS-PAGE XII</p> <p>A---182 SERIAL 18260446 & ON A182 SERIAL A182-0137 & ON B---182 SERIAL 18260446 THRU 18260611 C---182 SERIAL 18260612 & ON D---182 SERIAL 18260446 THRU 18260825 E---182 SERIAL 18260826 THRU 18261425</p>					

Upholstery (Cont)



182 SERIAL 18261426 & ON

Figure 47D. Upholstery Cabin Side & Floorboard Installation

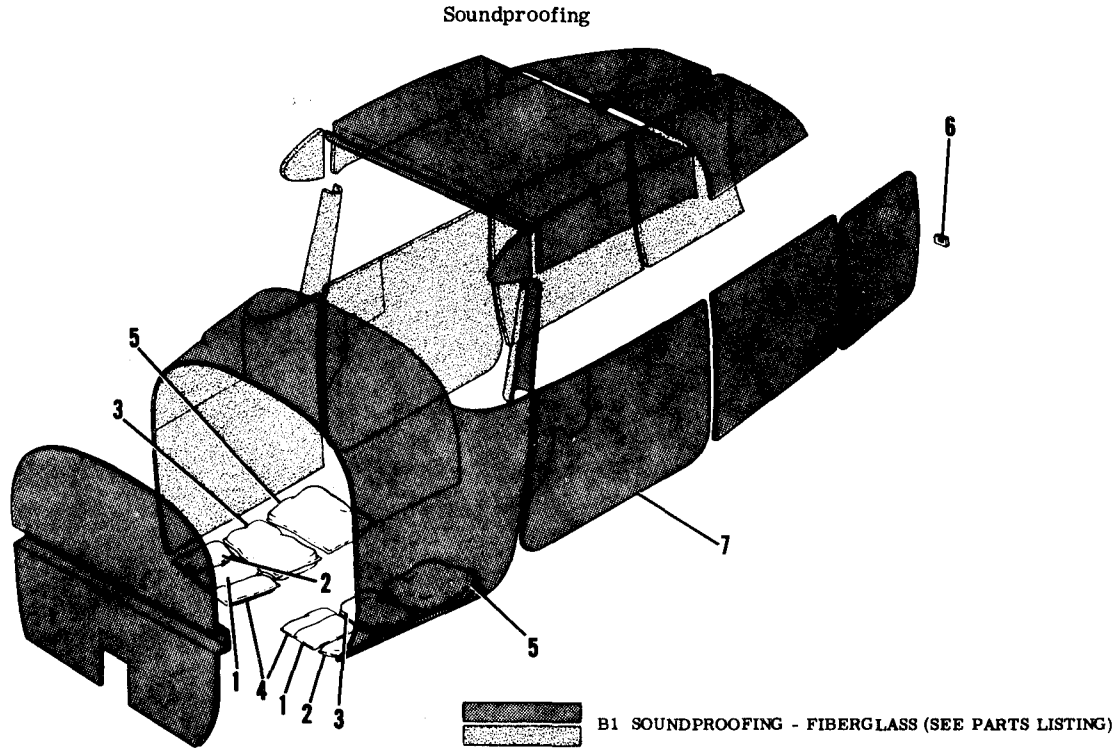


FIGURE AND INDEX NO.	PART NUMBER		DESCRIPTION	UNITS PER ASSY	USABLE ON CODE
470-			UPHOLSTERY INSTALLATION-CABIN SIDE & FLOORBOARD -----	NP	A
- 1	0715028-1	#	FORWARD CABIN SIDE PANEL-LH -----	1	
- 2	0715028-2	#	FORWARD CABIN SIDE PANEL-RH -----	1	
			ATTACHING PARTS		
- 3	S1021Z4-6		SCREW -----	AR	
			-----*		
- 4	0411030-4		ASH RECEIVER ASSEMBLY -----	2	
			ATTACHING PARTS		
- 5	S1021Z4-8		SCREW -----	4	
- 6	NAS395-1-3		NUT -----	4	
			-----*		
- 7	1200231-1	□	RETAINER-LH -----	1	
- 8	1200231-2	□	RETAINER-RH -----	1	
			ATTACHING PARTS		
- 9	S1021Z4-6		SCREW -----	4	
			-----*		
-10	0715024-1		COVER-LH -----	1	
-11	0715024-2		COVER-RH -----	1	
-12	0513425-1		PAD -----	2	
-13	0715032-1	□	MOLDING-LH -----	1	
-14	0715032-2	□	MOLDING-RH -----	1	
			ATTACHING PARTS		
	S1950-1-E		SCREW -----	AR	
			-----*		
-15	0715032-3	□	MOLDING-LH -----	1	
-16	0715032-4	□	MOLDING-RH -----	1	
			ATTACHING PARTS		
	S1950-1-E		SCREW -----	AR	
			-----*		
-17	0700668-13		WINDLACE-FWD -----	2	
-18	0700668-14		WINDLACE-AFT -----	2	
-19	0715028-5	□	AFT CABIN SIDE PANEL-LH -----	1	
-20	0715028-6	□	AFT CABIN SIDE PANEL-RH -----	1	
			ATTACHING PARTS		
	S1021Z4-6		SCREW -----	AR	
			-----*		
	C514079-1	#	ARMREST ASSEMBLY-LH -----	1	
-21	0514079-2	#	ARMREST ASSEMBLY-RH -----	1	
			ATTACHING PARTS		
	AN520-10R20		SCREW -----	2	
			-----*		
-22	S1957-2		ASH RECEIVER -----	1	
-23	0700702-5	□	PANEL-BAGGAGE DOOR -----	1	
			ATTACHING PARTS		
	S1021Z4-6		SCREW -----	8	
			-----*		
-24	0715023-4	□	AFT PANEL-RH -----	1	
			ATTACHING PARTS		
	S1021Z4-6		SCREW -----	AR	
			-----*		
-25	0715023-3	□	AFT PANEL-LH -----	1	
			ATTACHING PARTS		
	S1021Z4-6		SCREW -----	AR	
			-----*		
-26	0715023-1	□	PANEL ASSEMBLY-AFT WALL -----	1	
-27	1215042-1		RETAINING NET -----	1	
			ATTACHING PARTS		
-28	1211203-1		EYEBOLT -----	6	
-29	1200127-1		WASHER -----	6	
			-----*		
-30	0700654-15	#	CARPET ASSEMBLY-TUNNEL LH -----	1	
-31	0700654-14	#	CARPET ASSEMBLY-TUNNEL LH -----	1	
-32	0700654-17	#	CARPET ASSEMBLY-RUDDER PEDAL SHIELD LH -----	1	
	0713715-1		SHIELD-RUDDER PEDAL LH -----	1	
			ATTACHING PARTS		
	S1021Z8-8		SCREW -----	8	
			-----*		

CONTINUED ON NEXT PAGE

FIGURE AND INDEX NO.	PART NUMBER	DESCRIPTION	UNITS PER ASSY	USABLE ON CODE
		1 2 3 4 5 6 7		
47D-33	0700654-10 #	CARPET ASSEMBLY--RUDDER BAR SHIELD RH -----	1	
	0700654-16 #	CARPET ASSEMBLY--RUDDER PEDAL SHIELD DUAL CONTROLS ONLY --	1	
	0713703-1	SHIELD--RUDDER BAR RH -----	1	
	0713715-2	SHIELD--RUDDER PEDAL DUAL CONTROLS ONLY -----	1	
	S102178-8	ATTACHING PARTS SCREW -----	6	
-34	0713703-2	RETAINER--CARPET RH -----	1	
		ATTACHING PARTS		
-35	S102378-8B	SCREW -----	3	
		-----*		
-36	0700694-22 #	CARPET ASSEMBLY--FWD -----	1	
-37	0700654-23 #	CARPET ASSEMBLY--AFT -----	1	
-38	0311623-1	SCUFF PLATE--BAGGAGE DOOR -----	1	
		ATTACHING PARTS		
-39	S102174-4	SCREW -----	3	
		-----*		
<p>NOTE. #THIS PART MUST HAVE A SECOND DASH NUMBER ADDED TO DENOTE COLOR. REFER TO HOW TO ORDER INTERIOR PARTS--PAGE XIII.</p> <p>NOTE. #THIS PART MUST HAVE A SECOND DASH NUMBER ADDED TO DENOTE COLOR. REFER TO HOW TO ORDER UPHOLSTERED PARTS--PAGE XII.</p> <p>A--182 SERIAL 18261426 & ON</p>				

This page intentionally left blank.

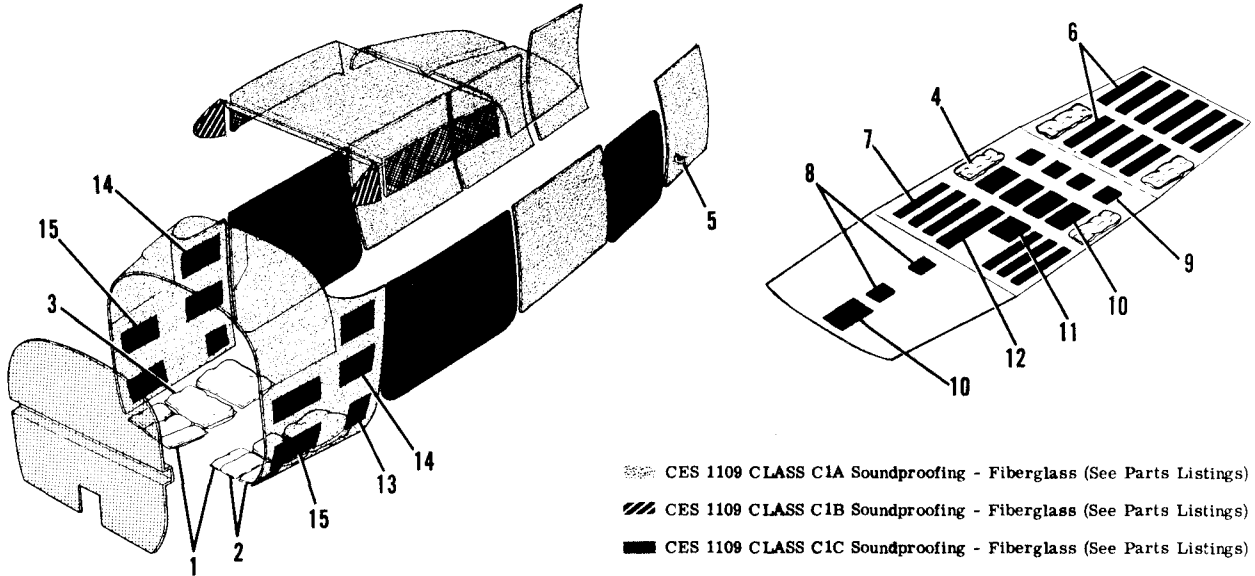


A182 SERIAL A182-0001 THRU A182-0116
182 SERIAL 18253599 THRU 18260445

Figure 47E. Fuselage Soundproofing Installation

FIGURE AND INDEX NO.	PART NUMBER	DESCRIPTION	UNITS PER ASSY	USABLE ON CODE
47E-		1 2 3 4 5 6 7 SOUNDPROOFING INSTALLATION-FUSELAGE -----	NP	A
- 1	0700658-10	BAG-SOUNDPROOFING -----	2	
- 2	0700658-11	BAG-SOUNDPROOFING -----	2	
- 3	0700658-12	BAG-SOUNDPROOFING -----	2	
- 4	0700658-13	BAG-SOUNDPROOFING -----	2	
- 5	0700658-15	BAG-SOUNDPROOFING -----	2	
- 6	0700658-14	SEAL-BAGGAGE DOOR -----	1	
- 7	0511001-131	SOUNDPROOFING-FIBERGLASS -----	1	
	B1	SOUNDPROOFING-FIBERGLASS MAT 1 IN. THICK BULK ITEM --	1	
		NOTE. *GIVE DIMENSIONS WHEN ORDERING		
		A---182 SERIAL 18253599 THRU 18260445 A182 SERIAL A182-0001 & ON		

Soundproofing (Cont)



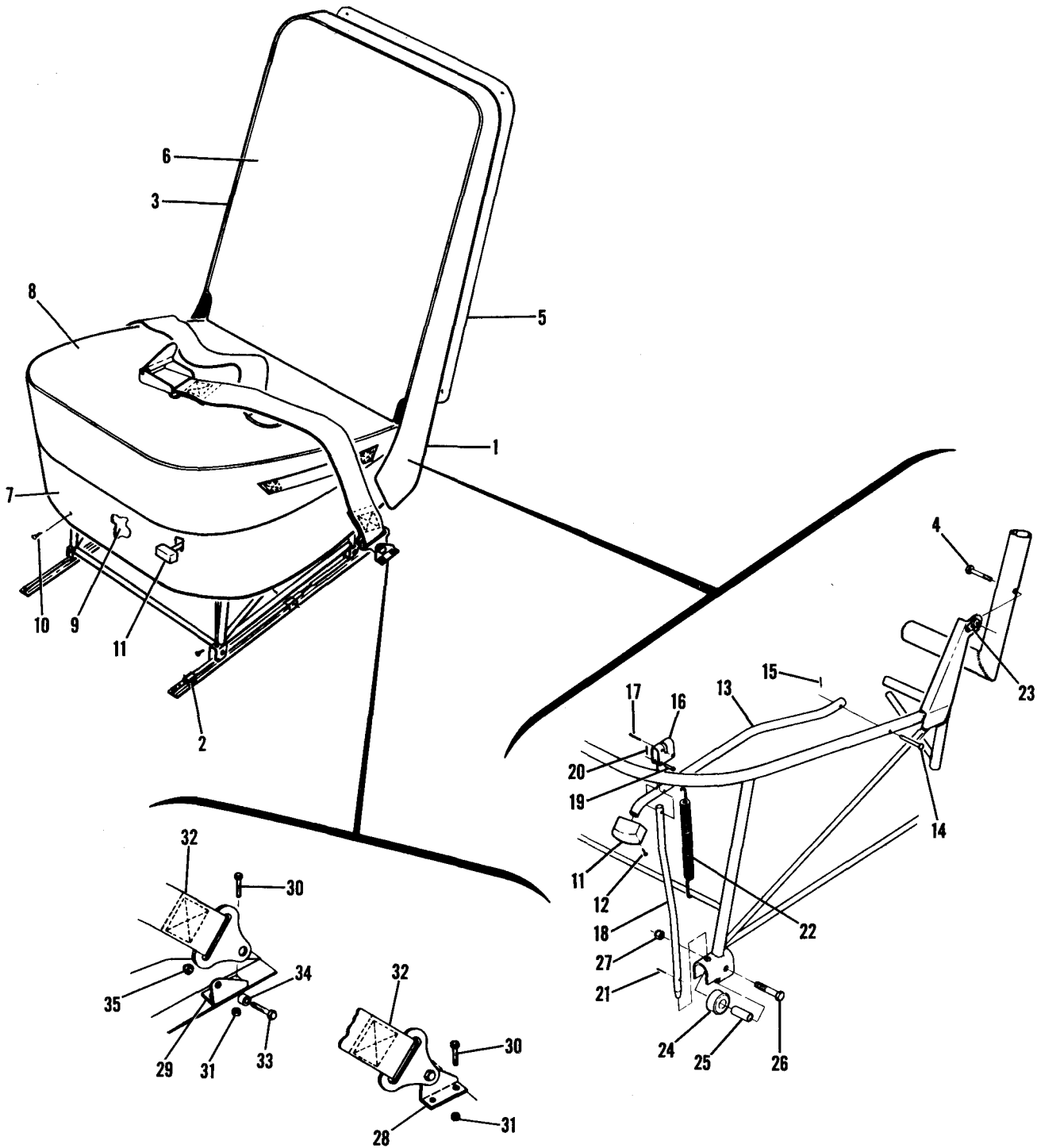
- ▨ CES 1109 CLASS C1A Soundproofing - Fiberglass (See Parts Listings)
- ▩ CES 1109 CLASS C1B Soundproofing - Fiberglass (See Parts Listings)
- CES 1109 CLASS C1C Soundproofing - Fiberglass (See Parts Listings)
- ▤ CES 1109 CLASS C1G Soundproofing - Fiberglass (See Parts Listings)
- ▧ CES 1109 CLASS C1H Soundproofing - Fiberglass (See Parts Listings)
- CES 1109 CLASS IV Dampening Compound (See Parts Listings)

182 SERIAL 18260446 & ON

Figure 47F. Fuselage Soundproofing Installation

FIGURE AND INDEX NO.	PART NUMBER	DESCRIPTION							UNITS PER ASSY	USABLE ON CODE
		1	2	3	4	5	6	7		
47F-		SOUNDPROOFING INSTALLATION-FUSELAGE							NP	A
- 1	0700762-6	BAG-SOUNDPROOFING							2	
- 2	0700762-5	BAG-SOUNDPROOFING							4	
- 3	0700762-4	BAG-SOUNDPROOFING							4	
- 4	0700762-21	BAG-SOUNDPROOFING							4	
- 5	0700762-9	SEAL-BAGGAGE DOOR							1	
- 6	0700762-22	PANEL-SOUNDPROOFING							10	
- 7	0700762-23	PANEL-SOUNDPROOFING							6	
- 8	1200217-4	PANEL-SOUNDPROOFING							2	
- 9	1200217-5	PANEL-SOUNDPROOFING							4	
-10	1200217-26	PANEL-SOUNDPROOFING							5	
-11	1700127-1	PANEL-SOUNDPROOFING							1	
-12	1700127-4	PANEL-SOUNDPROOFING							1	
-13	1200127-7	PANEL-SOUNDPROOFING							2	
-14	1200127-8	PANEL-SOUNDPROOFING							4	
-15	1200127-9	PANEL-SOUNDPROOFING							4	
	CES1109CLASSC1A*	SOUNDPROOFING-FIBERGLASS MAT					1 IN. THICK	BK1	AR	
	CES1109CLASSC1B*	SOUNDPROOFING-FIBERGLASS MAT					1 IN. THICK	BK1	AR	
	CES1109CLASSC1C*	SOUNDPROOFING-FIBERGLASS MAT					1/2 IN. THICK	BK1	AR	
	CES1109CLASSC1G*	SOUNDPROOFING-FIBERGLASS MAT					1 IN. THICK	BK1	AR	
	CES1109CLASSC1H*	SOUNDPROOFING-FIBERGLASS MAT					1 IN. THICK	BK1	AR	
	CES1109CLASSC4 *	SOUNDPROOFING-POLYMERIC SHEET					.035 IN. THICK	BK1	AR	
NOTE. *GIVE DIMENSIONS WHEN ORDERING.										
A---182 SERIAL 18260446 & ON A182 SERIAL A182-0117 & ON										

Front Seat



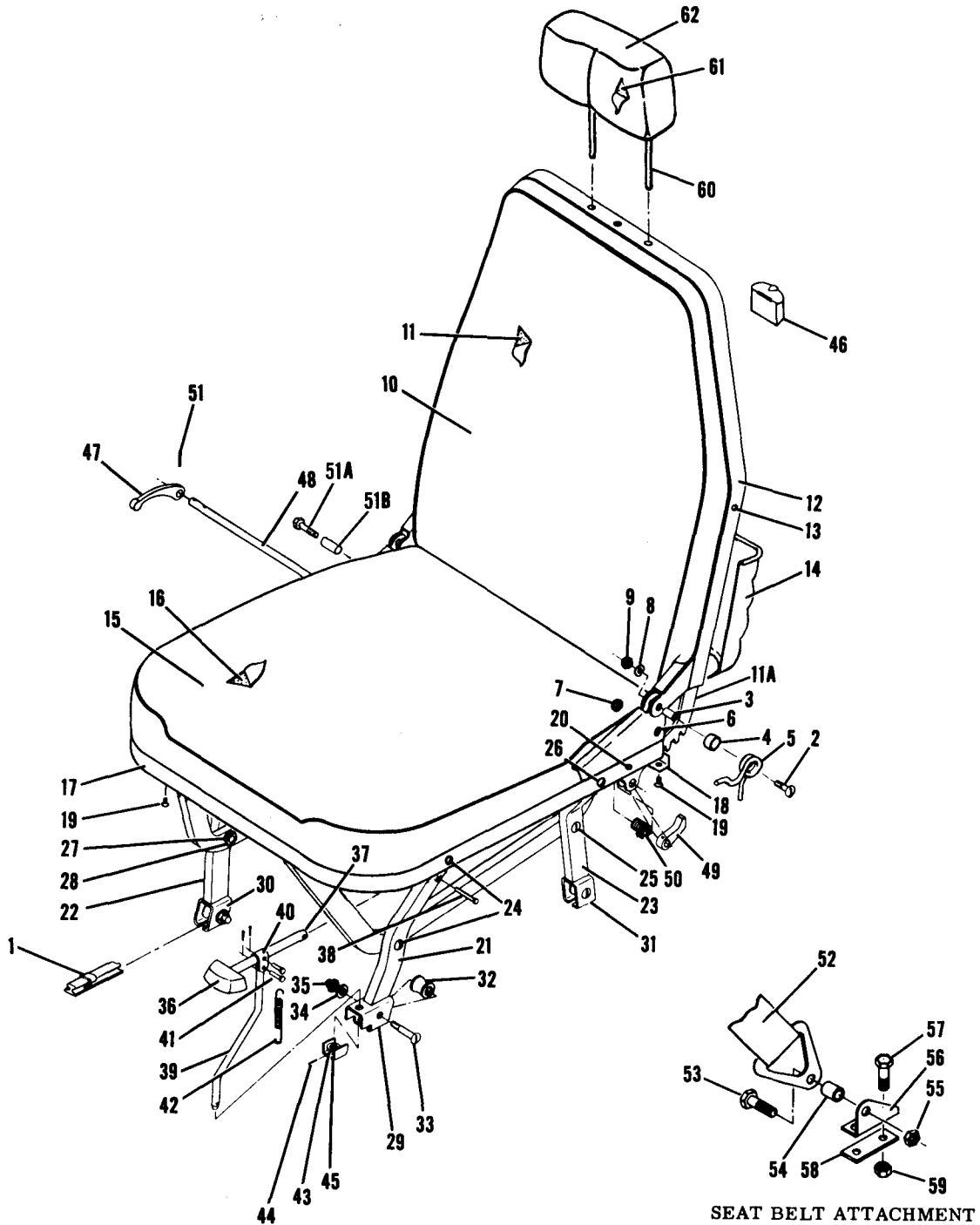
182 SERIAL 18253599 THRU 18254423

Figure 48. Front Seat Installation

FIGURE AND INDEX NO.	PART NUMBER	DESCRIPTION	UNITS PER ASSY	USABLE ON CODE
48 -		1 2 3 4 5 6 7		
- 1	0700659-1	SEAT INSTALLATION-FRONT -----	NP	A
- 2	0713074-1	SEAT ASSEMBLY-FRONT -----	2	
	MS24665-151	ATTACHING PARTS -----		
	MS20392-1C21	STOP-SEAT -----	2	
		PIN-COTTER -----	2	
		PIN-CLEVIS -----	2	
- 3	0700659-5	*-----		
		BACK ASSEMBLY-FRONT SEAT UPHOLSTERED -----	1	
		ATTACHING PARTS -----		
- 4	AN4-13A	BOLT -----	2	
		*-----		
- 5	0700105-425	PANEL ASSEMBLY-SEAT BACK -----	1	
- 6	0700659-9	COVER ASSEMBLY-SEAT BACK -----	1	
- 7	0700659-3	BOTTOM ASSEMBLY-FRONT SEAT UPHOLSTERED -----	1	
- 8	0700659-7	COVER ASSEMBLY-SEAT BOTTOM -----	1	
- 9	0500104-89	SKIRT -----	1	
		ATTACHING PARTS -----		
-10	S1021Z4-6	SCREW -----	11	
		*-----		
-11	0700113-1	KNOB-SEAT LATCH HANDLE -----	1	
		ATTACHING PARTS -----		
-12	S1021Z6-8	SCREW -----	1	
		*-----		
-13	0710316-2	HANDLE-SEAT LATCH -----	1	
		ATTACHING PARTS -----		
-14	MS20392-2C31	PIN-FLAT HEAD -----	1	
-15	MS24665-134	PIN-COTTER -----	1	
		*-----		
-16	0311644	CLEVIS -----	1	
		ATTACHING PARTS -----		
-17	MS24665-285	PIN-COTTER -----	1	
		*-----		
-18	0710304-3	PIN-SEAT LATCH -----	1	
		ATTACHING PARTS -----		
-19	MS20392-1C15	PIN-FLAT HEAD -----	1	
-20	MS24665-134	PIN-COTTER -----	1	
-21	MS24665-132	PIN-COTTER -----	1	
		*-----		
-22	0310196-16	SPRING -----	1	
-23	NAS682-A4	NUT PLATE ATTACH SEAT BACK -----	2	
-24	0311310	ROLLER -----	4	
		ATTACHING PARTS -----		
-25	0311586	BUSHING -----	1	
-26	AN3-11A	BOLT -----	1	
-27	MS21044N3	NUT -----	1	
		*-----		
-28	0510205-2	BRACKET-SAFETY BELT ATTACHMENT LH OUTBD & RH INBD -----	2	
-29	0510205-1	BRACKET-SAFETY BELT ATTACHMENT RH OUTBD & LH INBD -----	2	
		ATTACHING PARTS -----		
-30	AN3-4A	BOLT -----	2	
-31	MS21044N3	NUT -----	2	
	0710632-1	PLATE-SEAT BELT BRACKET -----	1	
		*-----		
-32	S1060-15	BELT ASSEMBLY-SEAT -----	2	
		ATTACHING PARTS -----		
-33	AN4-5A	BOLT -----	2	
-34	NAS43HT4-20	SPACER -----	2	
-35	NAS679A4	NUT -----	2	
		*-----		

A---182 SERIAL 18253599 THRU 18254423

Front Seat (Cont)



182 SERIAL 18254424 THRU 18258505

Figure 49. Pilot & Co-pilot Seat Installation

FIGURE AND INDEX NO.	PART NUMBER	DESCRIPTION	UNITS PER ASSY	USABLE ON CODE
		1 2 3 4 5 6 7		
49 -		PILOT & CO-PILOT SEAT INSTALLATION -----	NP	A
	0700678-2 #	SEAT ASSEMBLY-PILOT & CO-PILOT -----	2	
		ATTACHING PARTS -----		
- 1	0713074-1	STOP-SEAT -----	2	
	MS20392-1C21	PIN -----	2	
	MS24665-151	PIN-COTTER -----	2	
		-----*		
	0700678-200 #	BACK ASSEMBLY-UPHOLSTERED SEAT -----	1	
		ATTACHING PARTS -----		
- 2	AN23-16	BOLT -----	2	
- 3	1414104-4	BUSHING -----	2	
- 4	0711668-1	BUSHING -----	2	
- 5	0711667-1	SPRING -----	2	
- 6	AN507-832R14	SCREW -----	2	
- 7	NAS679A08	NUT -----	2	
- 8	AN960-10L	WASHER -----	2	
- 9	S1914-8	NUT EN -----	2	
		-----*		
-10	0700678-9 #	COVER-SEAT BACK -----	1	
-11	1414100-9	CUSHION-SEAT BACK -----	1	
-11A	1414230-1	CAM-SEAT BACK RECLINE -----	2	C
	1414212-11	CAM-SEAT BACK RECLINE -----	2	B
-12	1414110-1 □	TRIM-SEAT BACK -----	1	
		ATTACHING PARTS -----		
-13	S1021Z8-6C	SCREW -----	3	
		-----*		
-14	1414110-3 □	POCKET ASSEMBLY-MAGAZINE -----	1	
	0700678-201 #	BOTTOM ASSEMBLY-UPHOLSTERED SEAT -----	1	
-15	0700678-10 #	COVER-SEAT BOTTOM -----	1	
-16	1414100-8	CUSHION-SEAT BOTTOM -----	1	
-17	1414217-2	RETAINER-SEAT BOTTOM -----	1	
-18	1414217-3	RETAINER-SEAT BOTTOM -----	1	
-19	S1021Z6-4	SCREW -----	14	
-20	AN23-15A	BOLT-SEAT BACK STOP -----	2	
	MS21044N3	NUT -----	2	
-21	1414103-2	LEG ASSEMBLY-FORWARD L.H. -----	1	
-22	1414103-12	LEG ASSEMBLY-FORWARD R.H. -----	1	
-23	1414103-6	LEG-SEAT AFT -----	2	
		ATTACHING PARTS -----		
-24	AN24-13	BOLT-FORWARD LEG -----	2	
-25	AN24-13	BOLT-AFT LEG -----	1	
-26	AN24-16	BOLT-AFT LEG -----	1	
-27	AN936A416	WASHER -----	2	
	AN936A616	WASHER -----	2	
-28	1414112-1	NUT -----	2	
		-----*		
-29	1414104-39	HOUSING-SEAT ROLLER FORWARD L.H. -----	1	
-30	1414104-40	HOUSING-SEAT ROLLER FORWARD R.H. -----	1	
-31	1414104-41	HOUSING-SEAT ROLLER AFT L.H. -----	1	
	1414104-42	HOUSING-SEAT ROLLER AFT R.H. -----	1	
-32	1414100-212	KIT-SEAT ROLLER -----	4	
		ATTACHING PARTS -----		
-33	AN23-19A	BOLT -----	1	
-34	AN960-10L	WASHER -----	1	
-35	S1914-8	NUT EN -----	1	
		-----*		
-36	0700113-1	KNOB-FORE & AFT SEAT ADJUSTMENT -----	1	
	S1021Z6-8	SCREW -----	1	
-37	1414104-45	ARM-SEAT ADJUSTMENT -----	1	
		ATTACHING PARTS -----		
-38	MS20392-2C47	PIN -----	1	
	MS24665-132	PIN-COTTER -----	1	
		-----*		
-39	1414104-46	PIN-SEAT ADJUSTMENT -----	1	
-40	1414104-2	CLAMP -----	1	
-41	MS20392-1C15	PIN -----	2	
	MS24665-132	PIN-COTTER -----	2	
-42	1414116-1	SPRING-SEAT ADJUSTMENT -----	1	
-43	AN960C416L	WASHER -----	1	
-44	NAS561-2-12	PIN -----	1	
-45	1414104-8	BRACKET-SEAT ADJUSTMENT -----	1	
-46	S1957-2	ASH RECEIVER-SEAT BACK -----	1	

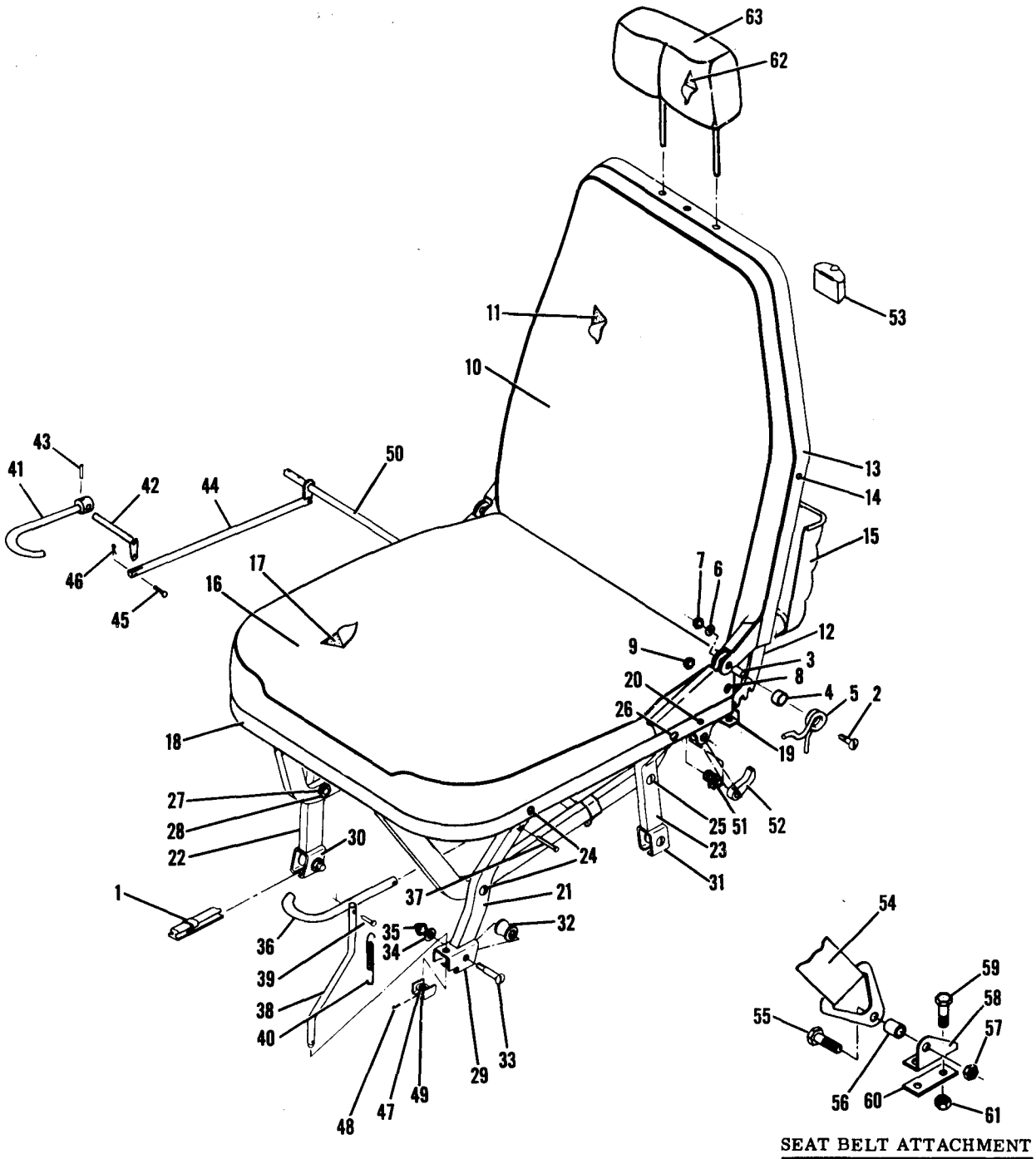
CONTINUED ON NEXT PAGE

FIGURE AND INDEX NO.	PART NUMBER	DESCRIPTION							UNITS PER ASSY	USABLE ON CODE
		1	2	3	4	5	6	7		
49 -47	0710312-2	HANDLE-RECLINING ADJUSTMENT -----							1	
-48	1414104-1	TUBE-SEAT ADJUSTMENT TORQUE -----							1	
-49	1414231-1	PAWL-SEAT ADJUSTMENT -----							2	B
	1414231-3	PAWL-SEAT ADJUSTMENT -----							2	G
	1414231-4	PAWL-SEAT ADJUSTMENT -----							2	H
-50	1414107-1	SPRING-SEAT ADJUSTMENT -----							1	
-51	NAS561C3-10	PIN -----							3	
-51A	AN23-19A	BOLT HANDLE STOP -----							1	
-51B	NAS43HT3-16	SPACER HANDLE STOP -----							1	
	MS21044N3	NUT HANDLE STOP -----							1	
-52	S1060-15	BELT ASSEMBLY-FRONT SEAT -----							2	D
	S1060-3	BELT ASSEMBLY-FRONT SEAT -----							2	E
	S1618C3	BELT ASSEMBLY-FRONT SEAT BLUE -----							2	F
	S1618D3	BELT ASSEMBLY-FRONT SEAT TAN -----							2	F
	S1618F3	BELT ASSEMBLY-FRONT SEAT OLIVE -----							2	F
	S1618H3	BELT ASSEMBLY-FRONT SEAT CORAL -----							2	F
	S1618D3	BELT ASSEMBLY-FRONT SEAT TAN -----							2	J
	S1618J3	BELT ASSEMBLY-FRONT SEAT RED -----							2	J
	S1618K3	BELT ASSEMBLY-FRONT SEAT AVACADO -----							2	J
	S1618M3	BELT ASSEMBLY-FRONT SEAT BLUE -----							2	J
		ATTACHING PARTS								
-53	AN4-6A	BOLT -----							2	
-54	NAS43HT4-22	SPACER -----							2	
-55	NAS679A4	NUT -----							2	
		*-----								
-56	0510205-1	FITTING-SEAT BELT INBOARD LH & OUTBOARD RH -----							2	
	0510205-2	FITTING-SEAT BELT OUTBOARD LH & INBOARD RH -----							2	
		ATTACHING PARTS								
-57	AN3-4A	BOLT -----							2	
-58	0710632-1	PLATE -----							1	
-59	MS21044N3	NUT -----							2	
		*-----								
	1414252-1	HEADREST ASSEMBLY -----							2	
-60	1414252-7	CUSHION-HEADREST -----							1	
-61	1414252-6	COVER-HEADREST -----							1	
<p>NOTE. #THIS PART MUST HAVE A SECOND DASH NUMBER ADDED TO DENOTE COLOR. REFER TO HOW TO ORDER UPHOLSTERED PARTS-PAGE XII.</p> <p>NOTE. #THIS PART MUST HAVE A SECOND DASH NUMBER ADDED TO DENOTE COLOR. REFER TO HOW TO ORDER INTERIOR PARTS-PAGE XIII.</p> <p>A---182 SERIAL 18254424 THRU 18258505 A182 SERIAL A182-0001 THRU A182-0096 B---182 SERIAL 18254424 THRU 18254747 C---182 SERIAL 18254748 THRU 18258505 A182 SERIAL A182-0001 THRU A182-0096 D---182 SERIAL 18254424 THRU 18255844 E---182 SERIAL 18255845 THRU 18256684 F---182 SERIAL 18256685 THRU 18257625 A182 SERIAL A182-0001 THRU A182-0056 G---182 SERIAL 18254748 THRU 18256738 H---182 SERIAL 18256739 THRU 18258505 A182 SERIAL A182-0001 THRU A182-0096 J---182 SERIAL 18257626 THRU 18258505 A182 SERIAL A182-0057 THRU A182-0096</p>										

FIGURE AND INDEX NO.	PART NUMBER		DESCRIPTION	UNITS PER ASSY	USABLE ON CODE
49A--			PILOT & CO-PILOT SEAT INSTALLATION -----	NP	A
	0700678-22	#	SEAT ASSEMBLY-PILOT & CO-PILOT -----	2	B
	1214051-1	#	SEAT ASSEMBLY-PILOT & CO-PILOT -----	2	D
	1214051-5	#	SEAT ASSEMBLY-PILOT & CO-PILOT -----	2	E
			ATTACHING PARTS		
- 1	0713074-1		STOP-SEAT -----	2	
	MS20392-1C21		PIN-CLEVIS -----	2	
	MS24665-151		PIN-COTTER -----	2	
			-----*		
	0700678-200	#	BACK ASSEMBLY-UPHOLSTERED SEAT -----	1	B
	1214051-200	#	BACK ASSEMBLY-UPHOLSTERED SEAT -----	1	D
	1214051-202	#	BACK ASSEMBLY-UPHOLSTERED SEAT -----	1	E
			ATTACHING PARTS		
- 2	AN23-19A		BOLT -----	2	
- 3	1414104-4		BUSHING -----	2	
- 4	0711668-1		BUSHING -----	2	
- 5	0711667-1		SPRING -----	2	
	NAS43HT3-12		SPACER -----	2	
- 6	AN960-10L		WASHER -----	2	
- 7	S1914-8		NUT EN -----	2	
- 8	AN507-832R14		SCREW -----	2	
- 9	NAS679A08		NUT -----	2	
			-----*		
-10	0700678-9	#	COVER-SEAT BACK -----	1	B
	1214050-3	#	COVER-SEAT BACK -----	1	D
	1514051-6	#	COVER-SEAT BACK -----	1	E
-11	1414100-9		CUSHION-SEAT BACK -----	1	B
	1214050-5		CUSHION-SEAT BACK -----	1	D
-12	1414230-1		CAM-SEAT BACK RECLINE -----	2	
-13	1414110-1	□	TRIM-SEAT BACK -----	1	B
	0514055-1	□	TRIM-SEAT BACK -----	1	D
	0514055-11	□	TRIM-SEAT BACK -----	1	E
			ATTACHING PARTS		
-14	S102178-6C		SCREW -----	3	
			-----*		
-15	1414110-3	□	POCKET ASSEMBLY-MAGAZINE -----	1	
	0700678-202	#	BOTTOM ASSEMBLY-UPHOLSTERED SEAT -----	1	B
	1214051-201	#	BOTTOM ASSEMBLY-UPHOLSTERED SEAT -----	1	D
	1214051-203	#	BOTTOM ASSEMBLY-UPHOLSTERED SEAT -----	1	E
-16	0700678-10	#	COVER-SEAT BOTTOM -----	1	B
	1214051-2	#	COVER-SEAT BOTTOM -----	1	D
	1214051-7	#	COVER-SEAT BOTTOM -----	1	E
-17	1414100-8		CUSHION-SEAT BOTTOM -----	1	B
	1214051-3		CUSHION-SEAT BOTTOM -----	1	C
-18	1414217-2		RETAINER-SEAT BOTTOM -----	1	B
	0514058-1		RETAINER-SEAT BOTTOM -----	1	C
	1414217-3		RETAINER-SEAT BOTTOM -----	1	C
-19	AN23-15A		BOLT-SEAT BACK STOP -----	2	
-20	MS21044N3		NUT -----	2	
-21	1414103-2		LEG ASSEMBLY-FORWARD LH -----	1	
-22	1414103-45		LEG ASSEMBLY-FORWARD RH -----	1	
-23	1414103-6		LEG-SEAT AFT -----	2	
			ATTACHING PARTS		
-24	AN24-13A		BOLT-FORWARD LEG -----	2	
-25	AN24-13A		BOLT-AFT LEG -----	1	
-26	AN24-16A		BOLT-AFT LEG -----	1	
-27	AN936A416		WASHER -----	2	
	AN936A616		WASHER -----	2	
-28	1414112-1		NUT -----	2	
			-----*		
-29	1414104-39		HOUSING-SEAT ROLLER FORWARD LH -----	1	
-30	1414104-40		HOUSING-SEAT ROLLER FORWARD RH -----	1	
-31	1414104-41		HOUSING-SEAT ROLLER AFT LH -----	1	
	1414104-42		HOUSING-SEAT ROLLER AFT RH -----	1	
-32	1414100-212		KIT-SEAT ROLLER -----	4	
			ATTACHING PARTS		
-33	AN23-19A		BOLT -----	1	
-34	AN960-10L		WASHER -----	1	
-35	S1914-8		NUT -----	1	
			-----*		
-36	1200504-1		HANDLE-FORE & AFT SEAT ADJUSTMENT -----	1	
			ATTACHING PARTS		
-37	MS20392-2C43		PIN -----	1	
	MS24665-132		PIN-COTTER -----	1	
			-----*		

CONTINUED ON NEXT PAGE

Seat (Cont)

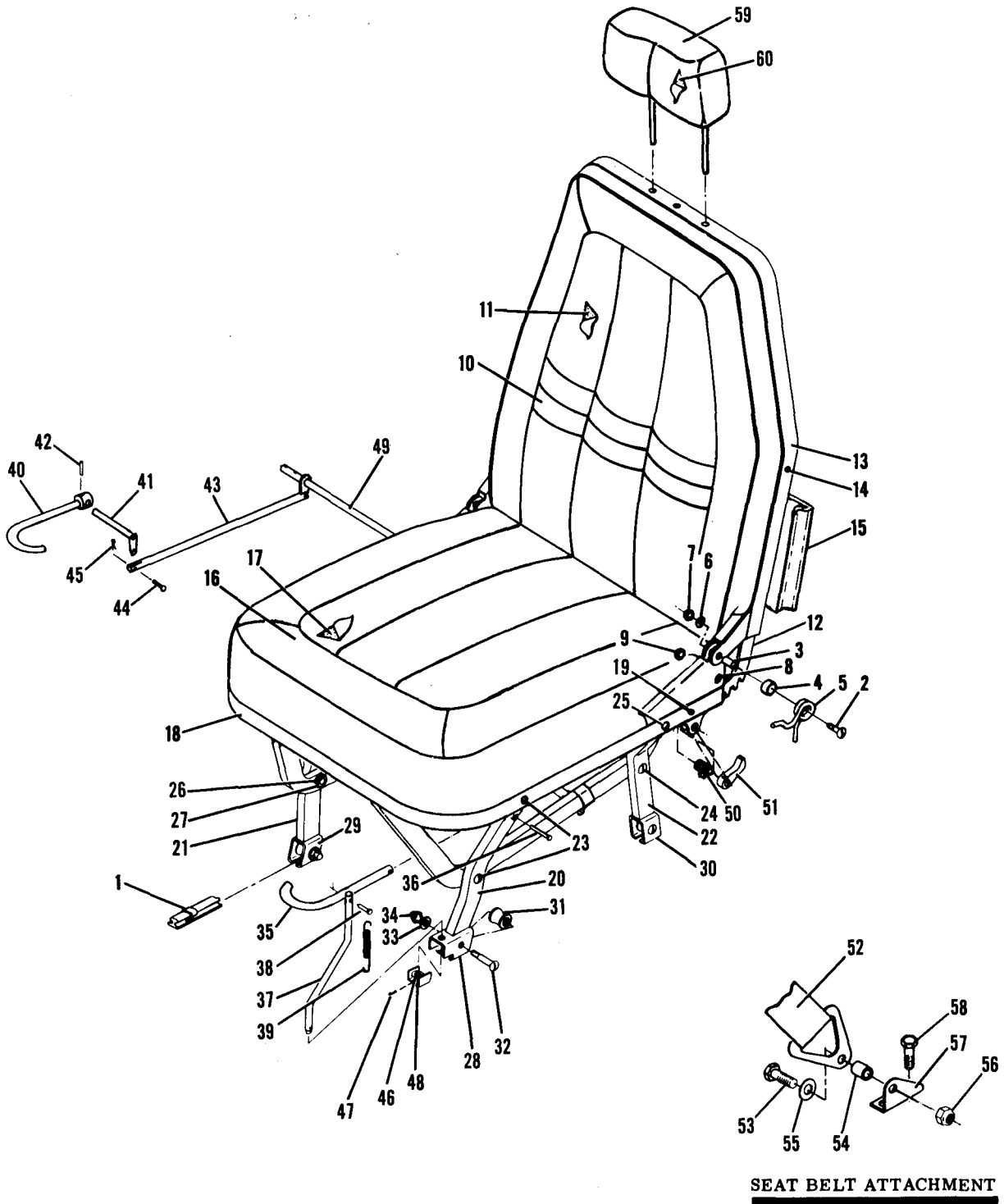


182 SERIAL 18258506 THRU 18260825

Figure 49A. Pilot & Co-Pilot Seat Installation

FIGURE AND INDEX NO.	PART NUMBER	DESCRIPTION							UNITS PER ASSY	USABLE ON CODE
		1	2	3	4	5	6	7		
49A-38	1200505-1	PIN-SEAT ADJUSTMENT -----							1	
		ATTACHING PARTS -----								
-39	MS20392-1C21	PIN -----							1	
	MS24665-132	PIN-COTTER -----							1	
-40	1414116-1	SPRING-SEAT ADJUSTMENT -----							1	
		*-----								
-41	1200504-3	HANDLE ASSY-RECLINING ADJUSTMENT -----							1	
-42	1200503-1	ARM ASSY-SEAT BACK ADJUSTMENT -----							1	
		ATTACHING PARTS -----								
-43	NAS561-3-8	PIN -----							1	
		*-----								
-44	1514223-28	LINK-SEAT BACK ADJUSTMENT -----							1	
		ATTACHING PARTS -----								
-45	MS20392-1C9	PIN -----							2	
-46	MS24665-132	PIN-COTTER -----							2	
		*-----								
-47	AN960C416L	WASHER -----							1	
-48	NAS561-2-12	PIN -----							1	
-49	1414104-8	BRACKET-SEAT ADJUSTMENT -----							1	
-50	1414223-34	TUBE ASSY-SEAT ADJUSTMENT TORQUE -----							1	
-51	1414107-1	SPRING-SEAT ADJUSTMENT -----							1	
-52	1414231-4	PAWL -----							2	
	0514043-1	PAWL -----							2	B
	NAS561C3-10	PIN -----							2	C
-53	S1957-2	ASH RECEIVER-SEAT BACK -----							1	
-54	S1746D2	BELT ASSEMBLY-FRONT SEAT TAN -----							2	B
	S1746J2	BELT ASSEMBLY-FRONT SEAT APPLE RED -----							2	B
	S1746M2	BELT ASSEMBLY-FRONT SEAT BLUE -----							2	B
	S1746K2	BELT ASSEMBLY-FRONT SEAT AVACADO -----							2	B
	S1746T2	BELT ASSEMBLY-FRONT SEAT MARIGOLD -----							2	D
	S1746V2	BELT ASSEMBLY-FRONT SEAT OLIVE -----							2	D
	S1746W2	BELT ASSEMBLY-FRONT SEAT BROWN -----							2	D
	S1746Y2	BELT ASSEMBLY-FRONT SEAT BLUE -----							2	D
	S2070W103	* BELT ASSEMBLY-FRONT SEAT BROWN -----							2	E
	S2070H103	* BELT ASSEMBLY-FRONT SEAT BLUE -----							2	E
	S2070F103	* BELT ASSEMBLY-FRONT SEAT RED -----							2	E
	S2070G103	* BELT ASSEMBLY-FRONT SEAT GREEN -----							2	E
	S2070B103	* BELT ASSEMBLY-FRONT SEAT BLACK -----							2	E
		ATTACHING PARTS -----								
-55	AN4-5A	BOLT -----							2	
-56	NAS43HT4-2J	SPACER -----							2	
-57	NAS679A4	NUT -----							2	
		*-----								
-58	0510205-1	FITTING-SEAT BELT INBOARD LH & OUTBOARD RH -----							2	
	0510205-2	FITTING-SEAT BELT OUTBOARD LH & INBOARD RH -----							2	
		ATTACHING PARTS -----								
-59	AN3-4A	BOLT -----							2	
-60	0710632-1	PLATE -----							1	
-61	MS21044N3	NUT -----							2	
		*-----								
-62	1714040-1	HEADREST ASSEMBLY -----							2	B
	1714040-5	# HEADREST ASSEMBLY SKYLANE ONLY -----							2	B
	0514048-2	# HEADREST ASSEMBLY -----							2	C
-63	1714040-2	COVER-HEADREST -----							1	B
	1714040-6	# COVER-HEADREST SKYLANE -----							1	B
	0514048-10	# COVER-HEADREST -----							1	C
<p>NOTE. #THIS PART MUST HAVE A SECOND DASH NUMBER ADDED TO DENOTE COLOR. REFER TO HOW TO ORDER UPHOLSTERED PARTS-PAGE XII.</p> <p>NOTE. #THIS PART MUST HAVE A SECOND DASH NUMBER ADDED TO DENOTE COLOR. REFER TO HOW TO ORDER INTERIOR PARTS-PAGE XIII.</p> <p>NOTE. *SEE FIGURE 56 FOR SHOULDER HARNESS INSTL.</p> <p>A---182 SERIAL 18258506 THRU 18260825 A182 SERIAL A182-0097 & ON</p> <p>B---182 SERIAL 18258506 THRU 18260055 A182 SERIAL A182-0097 THRU A182-0116</p> <p>C---182 SERIAL 18260056 THRU 18260825 A182 SERIAL A182-0117 & ON</p> <p>D---182 SERIAL 18260056 THRU 18260445 A182 SERIAL A182-0117 & ON</p> <p>E---182 SERIAL 18260446 THRU 18260825</p>										

Front Seat (Cont)



182 SERIAL 18260826 THRU 18261425

Figure 49B. Pilot & Co-Pilot Seat Installation

FIGURE AND INDEX NO.	PART NUMBER		DESCRIPTION	UNITS PER ASSY	USABLE ON CODE
		1 2 3 4 5 6 7			
49B-	0714004-3	#	PILOT & CO-PILOT SEAT INSTALLATION ----- SEAT ASSEMBLY-PILOT & CO-PILOT ----- ATTACHING PARTS -----	NP 2	A
- 1	0713074-1 MS20392-1C21 MS24665-151		STOP-SEAT ----- PIN-CLEVIS ----- PIN-COTTER ----- -----*	1 1 1	
			BACK ASSEMBLY-UPHOLSTERED SEAT ----- ATTACHING PARTS -----	NP	
- 2	AN23-19A		BOLT -----	2	
- 3	1414104-4		BUSHING -----	2	
- 4	0711668-1		BUSHING -----	2	
- 5	0711667-1		SPRING -----	2	
	NAS43HT3-12		SPACER -----	2	
- 6	AN960-10L		WASHER -----	2	
- 7	S1914-8		NUT EN -----	2	
- 8	AN507-832R14		SCREW -----	2	
- 9	NAS679A08		NUT ----- -----*	2	
-10	0714004-7	#	COVER ASSEMBLY-SEAT BACK -----	1	
-11	0500210-155		CUSHION-SEAT BACK -----	1	
-12	1414230-1		CAM-SEAT BACK RECLINE -----	1	
-13	0514076-1	□	TRIM ASSEMBLY-SEAT BACK ----- ATTACHING PARTS -----	1	
-14	S1021A4-6		SCREW ----- -----*	5	
-15	1214062-5	#	POCKET ASSEMBLY-MAGAZINE ----- ATTACHING PARTS -----	1	
	S1021A4-6		SCREW ----- -----*	2	
			BOTTOM ASSEMBLY-UPHOLSTERED SEAT -----	NP	
-16	0714004-6	#	COVER ASSEMBLY-SEAT BOTTOM -----	1	
-17	0514075-2		CUSHION ASSEMBLY-SEAT BOTTOM -----	1	
-18	0514058-1	□	RETAINER-SEAT BOTTOM -----	1	
-19	AN23-15A MS20364-1032		BOLT-SEAT BACK STOP ----- NUT -----	2 2	
-20	1414103-2		LEG ASSEMBLY-FWD LH SEAT -----	1	
-21	1414103-45		LEG ASSEMBLY-FWD RH SEAT -----	1	
-22	1414103-6		LEG-AFT SEAT ----- ATTACHING PARTS -----	2	
-23	AN24-13A		BOLT-FORWARD LEG -----	2	
-24	AN24-13A		BOLT-AFT LEG -----	1	
-25	AN24-16A		BOLT-AFT LEG -----	1	
-26	AN936A416 AN936A616		WASHER UNDER BOLT HEAD ----- WASHER UNDER NUT -----	2 2	
-27	1414112-1		NUT ----- -----*	2	
-28	1414104-39		HOUSING-SEAT ROLLER FORWARD LH -----	1	
-29	1414104-40		HOUSING-SEAT ROLLER FORWARD RH -----	1	
-30	1414104-41		HOUSING-SEAT ROLLER AFT LH -----	1	
	1414104-42		HOUSING-SEAT ROLLER AFT RH -----	1	
-31	1414100-212		KIT-SEAT ROLLER ----- ATTACHING PARTS -----	4	
-32	AN23-19A		BOLT -----	1	
-33	AN960-10L		WASHER -----	1	
-34	S1914-8		NUT ----- -----*	1	
-35	1200504-1		HANDLE-FORE & AFT SEAT ADJUSTMENT ----- ATTACHING PARTS -----	1	
-36	MS20392-2C43 MS24665-132		PIN ----- PIN-COTTER ----- -----*	1 1	

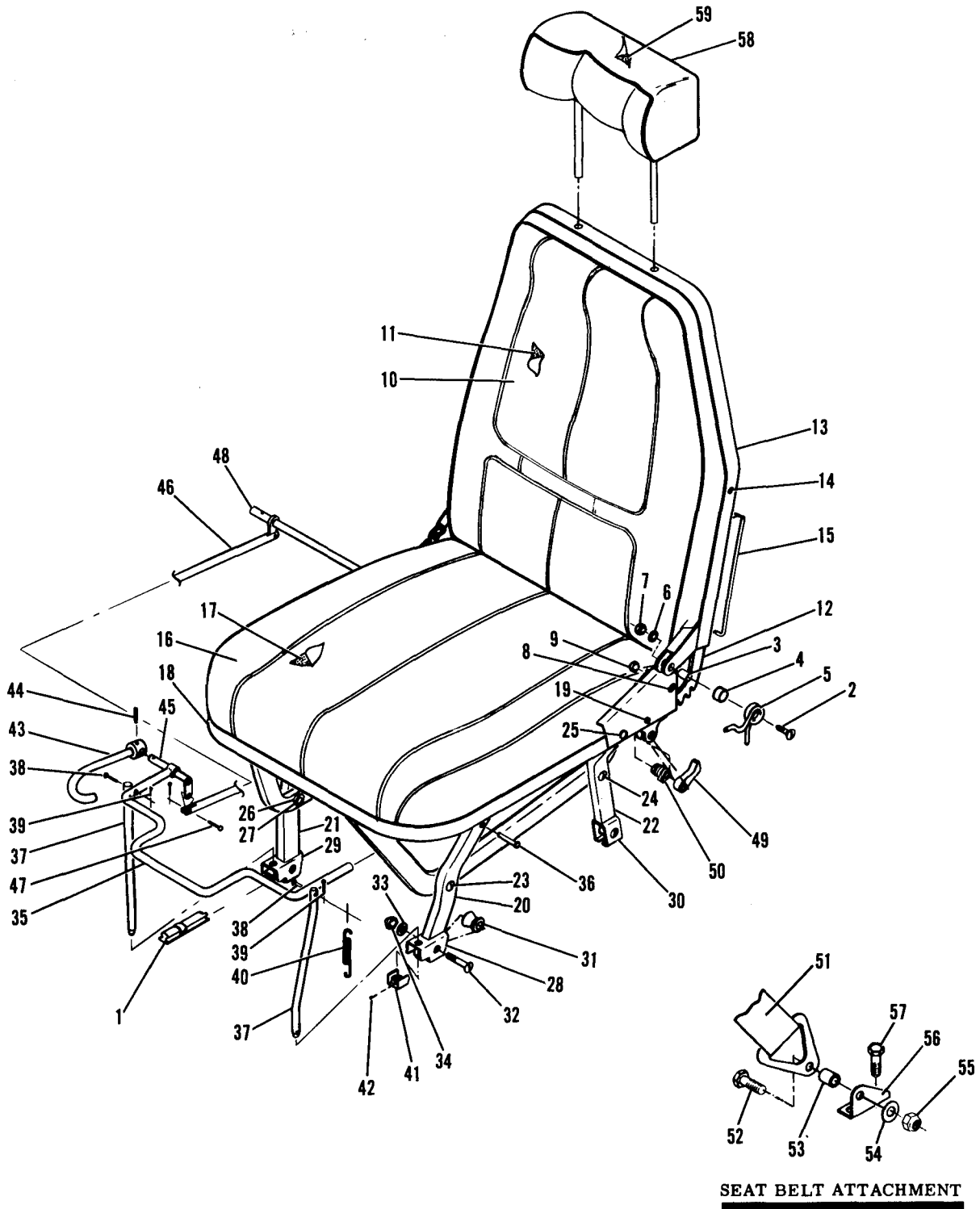
CONTINUED ON NEXT PAGE

FIGURE AND INDEX NO.	PART NUMBER	DESCRIPTION							UNITS PER ASSY	USABLE ON CODE
		1	2	3	4	5	6	7		
49B-37	1200505-1								1	
-38	MS20392-1C21								1	
	MS24665-132								1	
-39	1414116-1								1	
-40	1200504-3								1	
-41	1200503-1								1	
-42	NAS561-3-8								1	
-43	1514223-28								1	
-44	MS20392-1C9								2	
-45	MS24665-132								2	
-46	AN960C416L								1	
-47	NAS561-2-12								1	
-48	1414104-8								1	
-49	1414223-34								1	
-50	1414107-1								1	
-51	0514043-1								2	
	NAS561C3-10								1	
-52	S2070W103	*							2	
	S2070L103	*							2	
	S2070C103	*							2	
	S2070A103	*							2	
	S2070B103	*							2	
-53	AN4-5A								2	
-54	NAS43HT4-12								2	
-55	AN960-416L								2	
-56	NAS679A4								2	
-57	0510205-5								2	
	0510205-6								2	
-58	AN3-4A								2	
-59	0514048-2	#							2	
-60	0514048-10	#							1	
<p>NOTE. #THIS PART MUST HAVE A SECOND DASH NUMBER ADDED TO DENOTE COLOR. REFER TO HOW TO ORDER UPHOLSTERED PARTS-PAGE X11.</p> <p>NOTE. □THIS PART MUST HAVE A SECOND DASH NUMBER ADDED TO DENOTE COLOR. REFER TO HOW TO ORDER INTERIOR PARTS-PAGE X111.</p> <p>NOTE. *SEE FIGURE 56 FOR SHOULDER HARNESS INSTL.</p> <p>A---182 SERIAL 18260826 THRU 18261425</p>										

FIGURE AND INDEX NO.	PART NUMBER		DESCRIPTION							UNITS PER ASSY	USABLE ON CODE
			1	2	3	4	5	6	7		
49C-			PILOT & CO-PILOT SEAT INSTL STANDARD -----							NP	A
	0714008-3	#	SEAT ASSEMBLY-PILOT & CO-PILOT -----							1	
			ATTACHING PARTS -----								
- 1	0713074-1		STOP-SEAT -----							2	
	MS20392-1C21		PIN-CLEVIS -----							2	
	MS24665-151		PIN-COTTER -----							2	
			-----*								
			BACK ASSEMBLY-UPHOLSTERED SEAT -----							NP	
			ATTACHING PARTS -----								
- 2	AN23-19A		BOLT -----							2	
- 3	1414104-4		BUSHING -----							2	
- 4	0711668-1		BUSHING -----							2	
- 5	0711667-1		SPRING -----							2	
	NAS43HT3-12		SPACER -----							2	
- 6	AN960-10L		WASHER -----							2	
- 7	S1914-8		NUT EN -----							2	
- 8	AN507-832R14		SCREW -----							2	
- 9	NAS679A08		NUT -----							2	
			-----*								
-10	0714008-7	#	COVER ASSEMBLY-SEAT BACK -----							1	
-11	0714008-10		CUSHION ASSY-SEAT BACK -----							1	
-12	1414231-1		CAM-SEAT BACK RECLINE -----							1	
-13	0514076-1	□	TRIM ASSY-SEAT BACK -----							1	
			ATTACHING PARTS -----								
-14	S1021A4-6		SCREW -----							5	
			-----*								
-15	1214062-5	#	POCKET ASSY-MAGAZINE -----							1	
			ATTACHING PARTS -----								
	S1021A4-6		SCREW -----							2	
			-----*								
			BOTTOM ASSEMBLY-UPHOLSTERED SEAT -----							NP	
-16	C714008-6	#	COVER ASSY-SEAT BOTTOM -----							1	
-17	0514075-2		CUSHION ASSY-SEAT BOTTOM -----							1	
-18	0514058-1	□	RETAINER-SEAT BOTTOM -----							1	
			ATTACHING PARTS -----								
	S1021A4-6		SCREW -----							5	
			-----*								
-19	AN23-15A		BOLT -----							2	
	MS20364-1032		NUT -----							2	
-20	1414103-2		LEG ASSY-FWD LH -----							1	
-21	1414103-45		LEG ASSY-FWD RH -----							1	
-22	1414103-6		LEG-AFT SEAT -----							2	
			ATTACHING PARTS -----								
-23	AN24-13A		BOLT-FORWARD LEG -----							2	
-24	AN24-13A		BOLT-AFT LEG LOWER -----							1	
-25	AN24-16A		BOLT-AFT LEG UPPER -----							1	
-26	AN936A416		WASHER UNDER BOLT HEAD -----							2	
	AN936A616		WASHER UNDER NUT -----							2	
-27	1414112-1		NUT -----							2	
			-----*								
-28	1414104-39		HOUSING-SEAT ROLLER FWD LH -----							1	
-29	1414104-61		HOUSING-SEAT ROLLER FWD RH -----							1	
-30	1414104-41		HOUSING-SEAT ROLLER AFT LH -----							1	
	1414104-42		HOUSING-SEAT ROLLER AFT RH -----							1	
-31	1414100-212		KIT-SEAT ROLLER -----							4	
			ATTACHING PARTS -----								
-32	AN23-19A		BOLT -----							1	
-33	AN960-10L		WASHER -----							1	
-34	S1914-8		NUT -----							1	
			-----*								
-35	0514052-1		HANDLE ASSY-SEAT ADJUST -----							1	
			ATTACHING PARTS -----								
-36	MS20392-2C43		PIN -----							1	
	MS24665-132		PIN-COTTER -----							1	
			-----*								

CONTINUED ON NEXT PAGE

Front Seat (Cont)

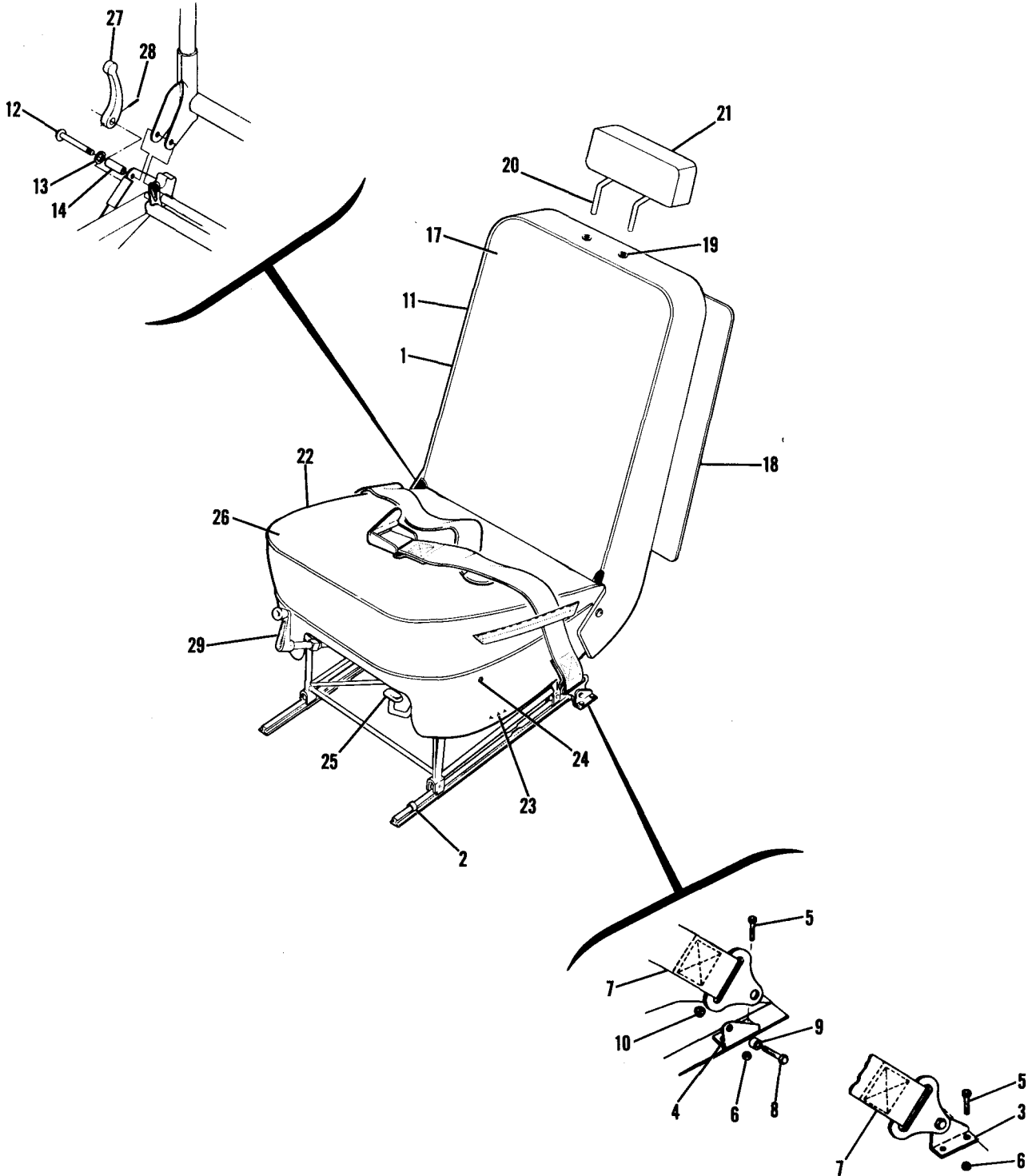


182 SERIAL 18261426 & ON

Figure 49C. Pilot & Co-Pilot Seat Installation - Standard

FIGURE AND INDEX NO.	PART NUMBER	DESCRIPTION	UNITS PER ASSY	USABLE ON CODE
49C-37	C514066-1	PIN-SEAT ADJUST ----- ATTACHING PARTS -----	2	
-38	MS20392-1C23	PIN -----	1	
-39	MS24665-132	PIN-COTTER ----- -----*	1	
-40	1414116-1	SPRING-SEAT ADJUST -----	1	
-41	1414104-8	BRACKET -----	2	
-42	NAS561-2-12	ROLL PIN -----	2	
-43	1200504-3	HANDLE ASSY-RECLINING ADJUSTMENT ----- ATTACHING PARTS -----	1	
-44	NAS561-3-8	ROLL PIN ----- -----*	1	
-45	1200503-1	ARM ASSY-SEAT BACK ADJUST -----	1	
-46	1514223-28	LINK-SEAT BACK ADJUST ----- ATTACHING PARTS -----	1	
-47	MS20392-1C9 MS24665-132	PIN ----- PIN-COTTER ----- -----*	2 2	
-48	1414223-34	TUBE ASSY-TORQUE -----	1	
-49	0514043-1	PAWL-SEAT BACK ADJUST REPLACE IN PAIRS ONLY ----- ATTACHING PARTS -----	2	
	NAS561C3-10	ROLL PIN ----- -----*	1	
-50	1414107-1	SPRING -----	1	
-51	S2070W103 * S2070U103 * S2070AA103 * S2070Z103 * S2070B103 *	BELT ASSY-FRONT SEAT GOLD ----- BELT ASSY-FRONT SEAT BLUE ----- BELT ASSY-FRONT SEAT OLIVE ----- BELT ASSY-FRONT SEAT RED ----- BELT ASSY-FRONT SEAT BLACK ----- ATTACHING PARTS -----	2 2 2 2 2	
-52	AN4-5A	BOLT -----	2	
-53	NAS43HT4-12	SPACER -----	2	
-54	AN960-416L	WASHER -----	2	
-55	NAS679A4	NUT ----- -----*	2	
-56	0510205-5 0510205-6	FITTING-SEAT BELT INBD LH & OUTBD RH ----- FITTING-SEAT BELT OUTBD LH & INBD RH ----- ATTACHING PARTS -----	2 2	
-57	AN3-4A	BOLT ----- -----*	2	
-58	0514048-2 #	HEADREST ASSY -----	2	
-59	0514048-10 #	COVER-HEADREST -----	1	
<p>NOTE. #THIS PART MUST HAVE A SECOND DASH NUMBER ADDED TO DENOTE COLOR. REFER TO HOW TO ORDER UPHOLSTERED PARTS-PAGE X11.</p> <p>NOTE. □THIS PART MUST HAVE A SECOND DASH NUMBER ADDED TO DENOTE COLOR. REFER TO HOW TO ORDER INTERIOR PARTS-PAGE X111.</p> <p>NOTE. *SEE FIGURE 56 FOR SHOULDER HARNESS INSTL.</p> <p>A---182 SERIAL 18261426 & ON</p>				

Front Seat (Cont)



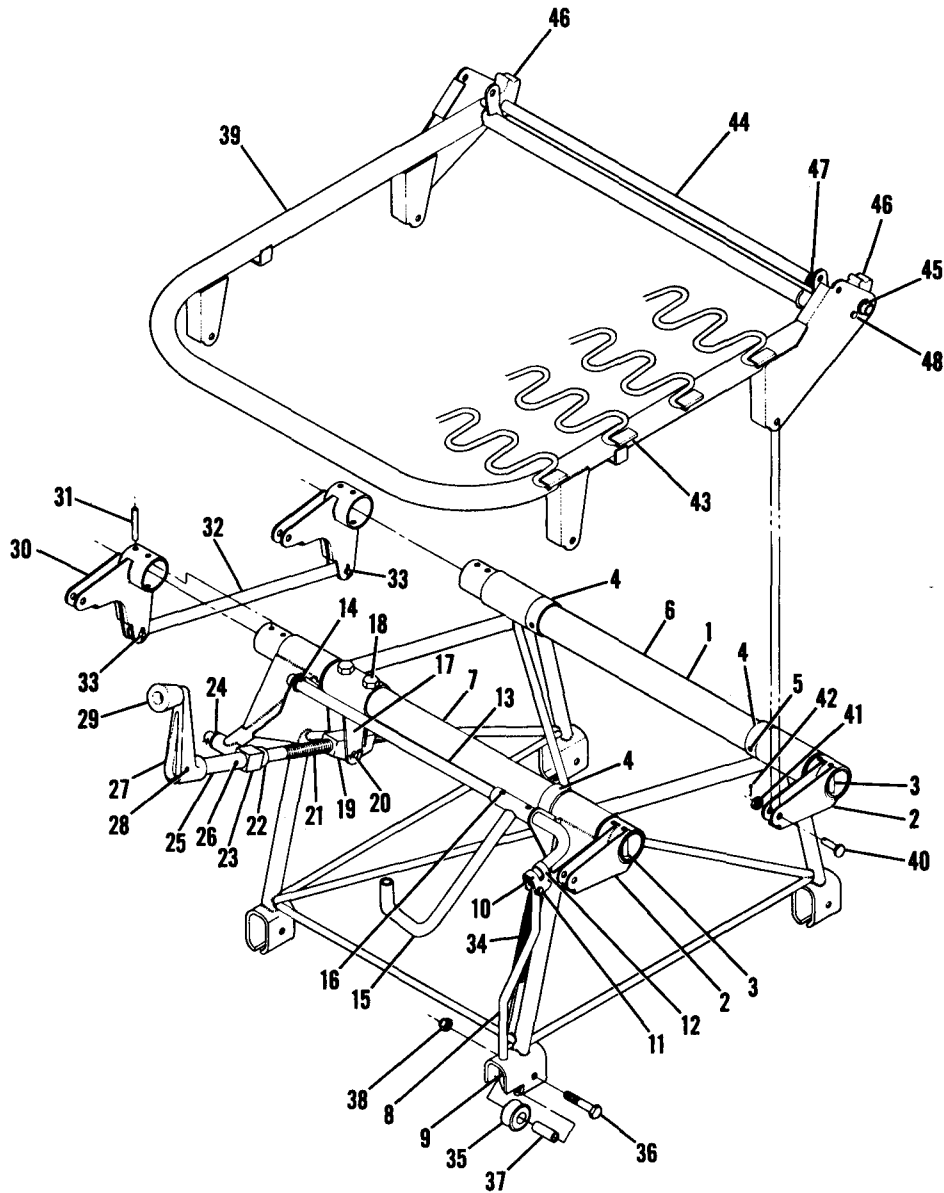
182 SERIAL 18253599 THRU 18254423

Figure 50. Adjustable Front Seat Installation

FIGURE AND INDEX NO.	PART NUMBER	DESCRIPTION	UNITS PER ASSY	USABLE ON CODE
50 -		1 2 3 4 5 6 7		
- 1	1200162-13 1200162-14	SEAT INSTALLATION-ADJUSTABLE FRONT ----- SEAT ASSEMBLY-LH FRONT ADJUSTABLE ----- SEAT ASSEMBLY-RH FRONT ADJUSTABLE -----	NP 1 1	A
- 2	0713074-1 MS20392-1C21 MS24665-151	ATTACHING PARTS STOP-SEAT ----- PIN-CLEVIS ----- PIN-COTTER -----	2 2 2	
- 3	0510205-1	BRACKET-SAFETY BELT ATTACHMENT LH OUTBD & RH INBD -----	2	
- 4	0510205-2	BRACKET-SAFETY BELT ATTACHMENT RH OUTBD & LH INBD ----- ATTACHING PARTS	2	
- 5	AN3-4A	BOLT -----	2	
- 6	MS21044N3 0710632-1	NUT ----- PLATE-SEAT BELT BRACKET -----	2 1	
- 7	S1060-15	BELT ASSEMBLY-SEAT ----- ATTACHING PARTS	2	
- 8	AN4-5A	BOLT -----	2	
- 9	NAS43HT4-20	SPACER -----	2	
-10	NAS679A4	NUT -----	2	
-11	1200162-17 1200162-18	SEAT BACK ASSEMBLY-LH UPHOLSTERED ----- SEAT BACK ASSEMBLY-RH UPHOLSTERED ----- ATTACHING PARTS	1 1	
-12	AN24-28A	BOLT -----	2	
-13	AN960-416L	WASHER -----	2	
-14	0710313-2	BUSHING -----	2	
-15		DELETED, NEVER USED -----		
-16		DELETED, NEVER USED -----		
-17	1200162-20	COVER ASSEMBLY-SEAT BACK -----	1	
-18	0700105-425 0700105-397	PANEL ASSEMBLY-REAR ----- TRIM PLATE ASSEMBLY-SEAT BACK ACTUATOR HANDLE -----	1 1	
-19	0700320-1 0800023-5	RETAINER-HEADREST ----- HEADREST ASSEMBLY-SEAT -----	2 1	
-20	1200108-1	FRAME-HEADREST -----	1	
-21	1200134-1	CUSHION-HEADREST -----	1	
-22	1200162-15 1200162-16	LOWER CUSHION ASSEMBLY-LH ----- LOWER CUSHION ASSEMBLY-RH -----	1 1	
-23	1200161-1	SKIRT-FRONT SEAT ----- ATTACHING PARTS	1	
-24	S102174-6	SCREW -----	11	
-25	1200164-1 S102276-10	KNOB-FRONT SEAT LATCH ----- ATTACHING PARTS SCREW -----	1 1	
-26	1200162-19	COVER-SEAT BOTTOM -----	1	
-27	0710312-2	HANDLE-SEAT BACK ACTUATOR ----- ATTACHING PARTS	1	
-28	NAS561C3-10	ROLL PIN -----	1	
-29	SEE FIG 51	SEAT BOTTOM MECHANISM INSTALLATION-ADJUSTABLE -----	1	

A---182 SERIAL 18253599 THRU 18254423

Front Seat (Cont)



182 SERIAL 18253599 THRU 18254423

Figure 51. Adjustable Seat Bottom Mechanism Installation

FIGURE AND INDEX NO.	PART NUMBER	DESCRIPTION	UNITS PER ASSY	USABLE ON CODE
		1 2 3 4 5 6 7		
51 -		SEAT BOTTOM MECHANISM INSTALLATION-ADJUSTABLE -----	NP	A
- 1	1200163-1	BOTTOM ASSEMBLY-LH SEAT -----	1	
	1200163-2	BOTTOM ASSEMBLY-RH SEAT -----	1	
- 2	1200142-1	ARM ASSEMBLY-LH SEAT -----	2	
	1200142-2	ARM ASSEMBLY-RH SEAT -----	2	
		ATTACHING PARTS		
- 3	NAS561-6-18	ROLL PIN -----	2	
		*-----		
- 4	1200136-1	COLLAR-TORQUE TUBE -----	3	
		ATTACHING PARTS		
- 5	NAS561-6-18	ROLL PIN -----	1	
		*-----		
- 6	1200147-1	TORQUE TUBE-AFT -----	1	
- 7	1200147-2	TORQUE TUBE-FORWARD -----	1	
- 8	1200152-1	LATCH PIN-ADJUSTABLE FRONT SEAT -----	1	
		ATTACHING PARTS		
- 9	MS24665-132	COTTER PIN -----	1	
-10	0311644	CLEVIS-SEAT LATCH PIN -----	1	
-11	MS20392-1C15	PIN -----	1	
	MS24665-134	COTTER PIN -----	1	
-12	MS24665-285	COTTER PIN -----	1	
		*-----		
-13	1200146-1	TORQUE TUBE-LATCH PIN -----	1	
		ATTACHING PARTS		
-14	AN960C616L	WASHER -----	1	
	MS24665-134	COTTER PIN -----	1	
		*-----		
-15	1200157-1	ARM ASSEMBLY-SEAT LATCH PIN -----	1	
		ATTACHING PARTS		
-16	NAS561P3-8	ROLL PIN -----	2	
		*-----		
-17	1200141-1	BELLCRANK ASSEMBLY-LH SEAT SCREW -----	1	
	1200141-2	BELLCRANK ASSEMBLY-RH SEAT SCREW -----	1	
		ATTACHING PARTS		
-18	AN4-14A	BOLT -----	2	
	NAS679A4	NUT -----	2	
		*-----		
-19	1200139-1	NUT-SEAT ADJUST SCREW -----	1	
		ATTACHING PARTS		
-20	MS20392-2C20	PIN -----	1	
	AN960-10	WASHER -----	1	
	MS24665-132	COTTER PIN -----	1	
		*-----		
-21	1200155-1	SCREW-ADJUSTABLE FRONT SEAT -----	1	
-22	1200138-1	COLLAR-ADJUSTABLE FRONT SEAT SCREW -----	1	
		ATTACHING PARTS		
	NAS561P4-10	ROLL PIN -----	1	
		*-----		
-23	1200154-1	BEARING BLOCK-SCREW -----	1	
		ATTACHING PARTS		
-24	AN960-716	WASHER -----	1	
	MS24665-351	PIN -----	1	
		*-----		
-25	1200156-1	SPACER-SCREW HANDLE -----	1	
		ATTACHING PARTS		
-26	NAS561P4-8	ROLL PIN -----	1	
		*-----		
-27	1200159-1	HANDLE ASSEMBLY-ADJUSTABLE FRONT SEAT -----	1	
		ATTACHING PARTS		
-28	NAS561P4-12	ROLL PIN -----	1	
		*-----		
-29	1200092-1	KNOB-SCREW HANDLE -----	1	
-30	1200143-1	ARM ASSEMBLY-LH SEAT -----	2	
	1200143-2	ARM ASSEMBLY-RH SEAT -----	2	
		ATTACHING PARTS		
-31	NAS561-6-18	ROLL PIN -----	2	
		*-----		

CONTINUED ON NEXT PAGE

FIGURE AND INDEX NO.	PART NUMBER	DESCRIPTION	UNITS PER ASSY	USABLE ON CODE
51 -32	1200137-1	ROD-SEAT ACTUATOR ----- ATTACHING PARTS -----	1	
-33	MS20392-2C17	PIN -----	2	
	AN960-10	WASHER -----	2	
	MS24665-132	COTTER PIN ----- -----*	2	
-34	0310196-15	SPRING-SEAT LATCH PIN -----	1	
-35	0311310	ROLLER-SEAT ----- ATTACHING PARTS -----	4	
-36	AN3-11A	BOLT -----	1	
-37	0311586	BUSHING-ROLLER -----	1	
-38	MS21044N3	NUT ----- -----*	1	
-39	1200158-1	FRAME ASSEMBLY-LH SEAT -----	1	
	1200158-5	FRAME ASSEMBLY-RH SEAT ----- ATTACHING PARTS -----	1	
-40	MS20392-2C17	PIN -----	4	
-41	AN960-10	WASHER -----	4	
-42	MS24665-132	COTTER PIN ----- -----*	4	
-43	S1146-1	CLIP-UPHOLSTERY SPRING -----	8	
-44	0710302-1	TUBE-SEAT BACK RECLINER ----- ATTACHING PARTS -----	1	
-45	AN960C616L	WASHER -----	2	
	NAS561C3-10	ROLL PIN ----- -----*	2	
-46	0710317-1	RECLINER CAM-SEAT BACK ----- ATTACHING PARTS -----	2	
	NAS561C3-12	ROLL PIN ----- -----*	1	
-47	0710308-1	SPRING-CAM RETURN -----	1	
-48	MS20392-1C39	PIN ----- ATTACHING PARTS -----	2	
	MS24665-132	COTTER PIN ----- -----*	1	
A---182 SERIAL 18253599 THRU 18254423				

This page intentionally left blank.

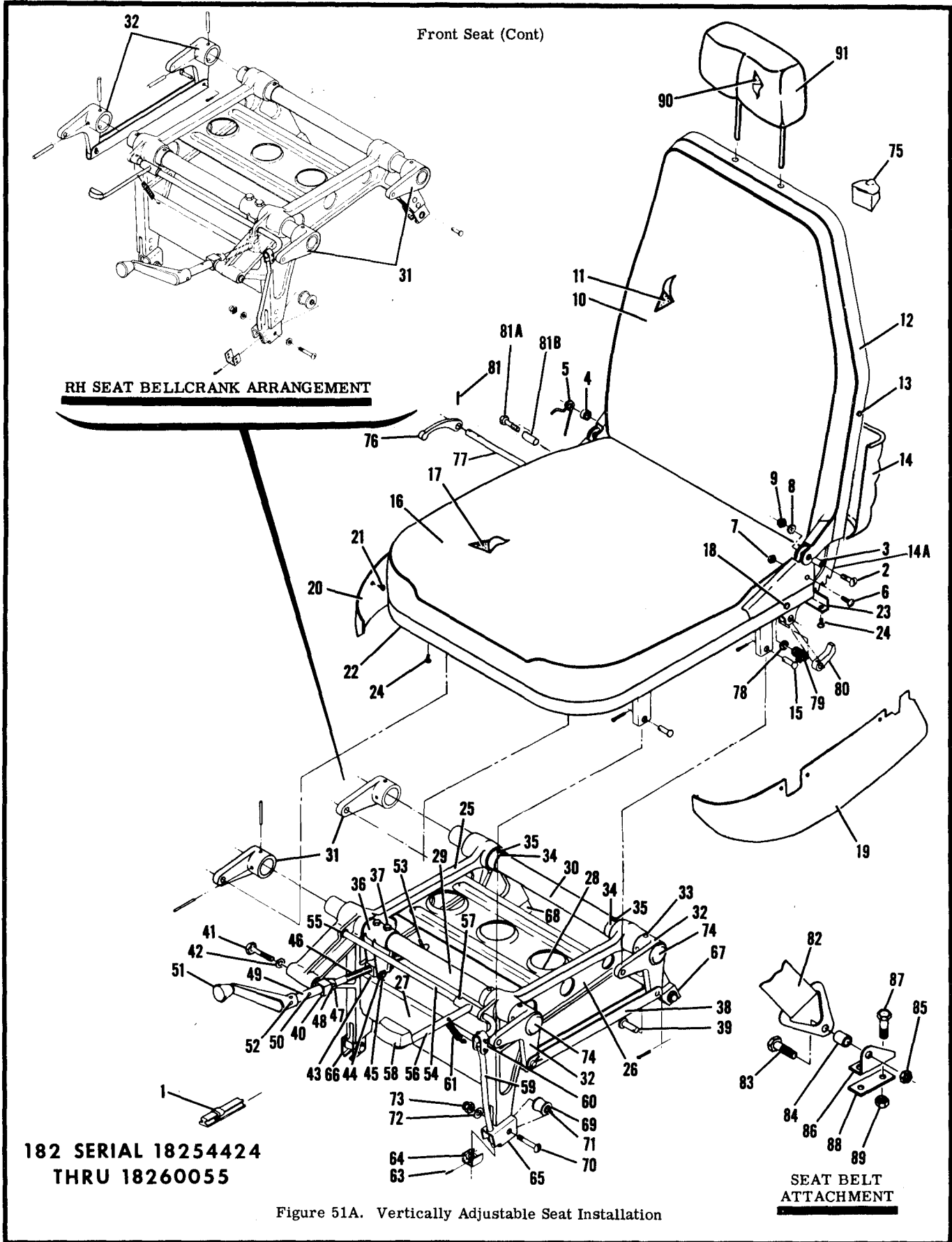


Figure 51A. Vertically Adjustable Seat Installation

FIGURE AND INDEX NO.	PART NUMBER		DESCRIPTION	UNITS PER ASSY	USABLE ON CODE
		1 2 3 4 5 6 7			
51A-			VERTICALLY ADJUSTABLE PILOT & CO-PILOT SEAT INSTALLATION -----	NP	A
	0700630-1	#	SEAT ASSEMBLY-VERTICALLY ADJUSTABLE L.H. -----	1	
	0700630-2	*#	SEAT ASSEMBLY-VERTICALLY ADJUSTABLE R.H. -----	1	B
	0700630-19	#	SEAT ASSEMBLY-VERTICALLY ADJUSTABLE RH -----	1	
- 1	0713074-1		STOP-SEAT -----	2	
	MS20392-1C21		PIN -----	2	
	MS24665-151		PIN-COTTER -----	2	

	0700630-206	#	BACK ASSEMBLY-UPHOLSTERED SEAT -----	1	
			ATTACHING PARTS -----		
- 2	AN23-16A		BOLT -----	2	
- 3	1414104-4		BUSHING -----	2	
- 4	0711668-1		BUSHING -----	2	
- 5	0711667-1		SPRING -----	2	
- 6	AN507-832R14		SCREW -----	2	
- 7	NAS679A08		NUT -----	2	
- 8	AN960-10L		WASHER -----	2	
- 9	S1914-8		NUT EN -----	2	

-10	0700678-9	#	COVER-SEAT BACK -----	1	
-11	1414100-9		CUSHION-SEAT BACK -----	1	
-12	1414110-1	□	TRIM ASSEMBLY-SEAT BACK -----	1	
			ATTACHING PARTS -----		
-13	S102128-6C		SCREW -----	3	

-14	1414110-3	□	POCKET ASSEMBLY-MAGAZINE -----	1	
-14A	1414111-5		CAM-SEAT BACK RECLINE -----	2	
	0700630-201	#	CUSHION ASSEMBLY-UPHOLSTERED SEAT BOTTOM -----	1	
	0700630-218	#	CUSHION ASSEMBLY-UPHOLSTERED SEAT BOTTOM -----	1	B
			ATTACHING PARTS -----		
-15	MS20392-2C17		PIN -----	4	
	MS24665-132		PIN-COTTER -----	4	

-16	0700678-10	#	COVER-SEAT BOTTOM -----	1	
-17	1414100-8		CUSHION-SEAT BOTTOM -----	1	
-18	AN23-15A		BOLT -----	2	
	MS21044N3		NUT -----	2	
-19	0700646-1	□	SKIRT-SEAT BOTTOM LH USED ON -1 & -19 SEAT ASSEMBLY -	1	
	1414263-7	□	SKIRT-SEAT BOTTOM LH USED ON -2 SEAT ASSEMBLY -----	1	B
-20	C700646-2	□	SKIRT-SEAT BOTTOM RH USED ON -1 & -19 SEAT ASSEMBLY -	1	
	1414263-8	□	SKIRT-SEAT BOTTOM RH USED ON -2 SEAT ASSEMBLY -----	1	B
			ATTACHING PARTS -----		
-21	S102126-4		SCREW -----	4	

-22	1414217-3		RETAINER -----	1	
-23	1414217-4		RETAINER -----	1	
-24	S102126-4		SCREW -----	14	
	0700631-5		FRAME ASSEMBLY-SEAT BOTTOM L.H. -----	1	
	0700631-5	□	FRAME ASSEMBLY-SEAT BOTTOM LH -----	1	E
	0700631-6		FRAME ASSEMBLY-SEAT BOTTOM R.H. -----	1	F
	0700631-6	□	FRAME ASSEMBLY-SEAT BOTTOM RH -----	1	E
-25	C700640-1		LEG-SEAT INBOARD L.H. -----	1	
	0700640-2		LEG-SEAT INBOARD R.H. -----	1	
-26	0700640-5		LEG-SEAT OUTBOARD L.H. -----	1	
	0700640-6		LEG-SEAT OUTBOARD R.H. -----	1	
-27	0700641-1		BRACE-FORWARD BULKHEAD WHEN EXHAUSTED USE 0700641-5 -	1	
	0700641-5		BRACE-FORWARD BULKHEAD -----	1	
-28	0700641-2		BRACE-UPPER BULKHEAD -----	1	
-29	0700639-1		TUBE-FORWARD TORQUE -----	1	
-30	0700639-2		TUBE-AFT TORQUE -----	1	
-31	0700633-2		BELLCRANK -----	2	
-32	0700633-4		BELLCRANK L.H. SEAT ONLY -----	2	
	0700633-1		BELLCRANK R.H. SEAT ONLY -----	2	
-33	NAS561P6-22		ROLL PIN -----	8	
-34	1200136-1		COLLAR -----	3	
-35	NAS561P6-18		ROLL PIN -----	3	
-36	1200141-1		BELLCRANK-L.H. -----	1	
	1200141-2		BELLCRANK-R.H. -----	1	
			ATTACHING PARTS -----		
-37	AN4-14A		BOLT -----	2	
	NAS679A4		NUT -----	2	

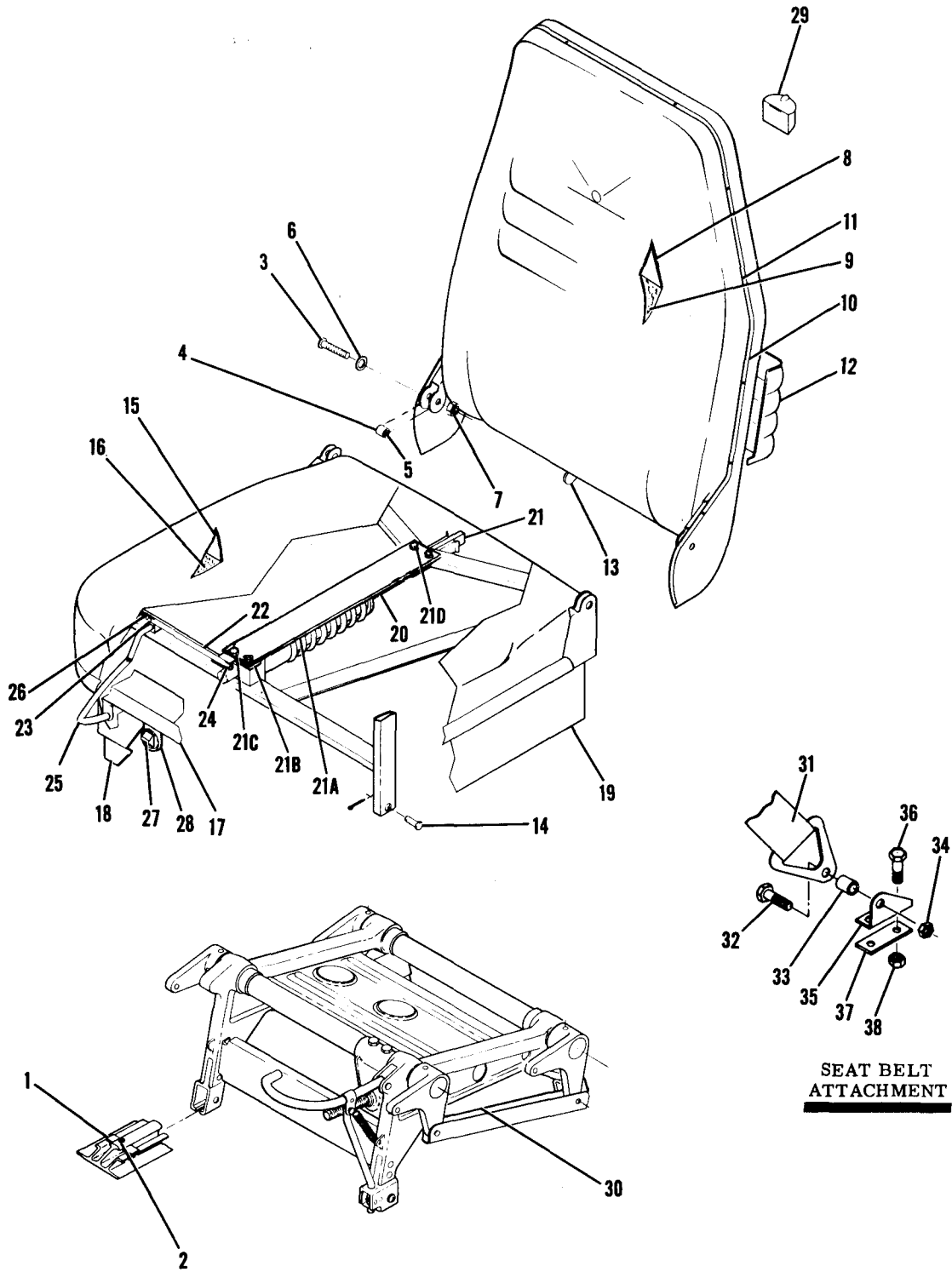
CONTINUED ON NEXT PAGE

FIGURE AND INDEX NO.	PART NUMBER	DESCRIPTION							UNITS PER ASSY	USABLE ON CODE
		1	2	3	4	5	6	7		
51A-38	0700634-1	CHANNEL-PUSH PULL ----- ATTACHING PARTS -----							1	
-39	MS20392-2C17	PIN -----							2	
	MS24665-132	PIN-COTTER -----							2	
		*-----								
-40	0700638-1	BLOCK-BEARING -----							1	
-41	AN520-10RB	SCREW -----							1	
-42	AN960-10L	WASHER -----							1	
-43	1200139-1	NUT -----							1	
-44	AN960-10	WASHER -----							1	
-45	MS20392-2C27	PIN -----							1	
	MS24665-132	PIN-COTTER -----							1	
-46	1200155-1	SCREW-SEAT ADJUSTMENT -----							1	
-47	1200138-1	COLLAR -----							1	
-48	NAS561P4-10	ROLL PIN -----							1	
-49	1200156-1	SPACER -----							1	
-50	NAS561P4-8	ROLL PIN -----							1	
-51	1200159-1	HANDLE ASSEMBLY-VERTICAL ADJUSTMENT -----							1	
-52	NAS561P4-12	ROLL PIN -----							2	
-53	NAS561P4-10	ROLL PIN -----							1	
-54	0700642-1	TUBE-SEAT ADJUSTMENT TORQUE -----							1	
-55	AN960-616L	WASHER -----							1	
	MS24665-5	PIN-COTTER -----							1	
-56	0700643-1	ARM-SEAT ADJUSTMENT -----							1	
-57	NAS561P3-8	ROLL PIN -----							2	
-58	1200164-1	KNOB-FORE & AFT ADJUSTMENT -----							1	
		ATTACHING PARTS -----								
	S1022Z6-10	SCREW -----							1	
		*-----								
-59	0700644-1	PIN-SEAT ADJUSTMENT -----							1	
-60	1414104-2	CLAMP -----							1	
	MS24665-134	PIN-COTTER -----							2	
-61	1414116-1	SPRING -----							1	
-62	AN960-416	WASHER -----							1	
-63	MS24665-132	PIN-COTTER -----							1	
-64	1414104-8	BRACKET-SEAT ADJUSTMENT -----							1	
-65	0700645-1	HOUSING-WHEEL -----							1	
-66	0700645-2	HOUSING-WHEEL -----							1	
-67	0700645-3	HOUSING-WHEEL -----							1	
-68	0700645-4	HOUSING-WHEEL -----							1	
-69	1414100-212	KIT-SEAT ROLLER -----							4	
		ATTACHING PARTS -----								
-70	AN23-19A	BOLT -----							1	
-71	1414104-10	BUSHING -----							1	
-72	AN960-10L	WASHER -----							1	
-73	S1914-8	NUT EN -----							1	
		*-----								
-74	51045	PLUG BUTTON UC -----							2	
-75	S1957-2	ASH RECEIVER-SEAT BACK -----							1	
-76	0710312-2	HANDLE-RECLINING ADJUSTMENT -----							1	
-77	1414104-1	TUBE-SEAT ADJUSTMENT TORQUE -----							1	
-78	AN960D616	WASHER -----							2	
-79	1414107-1	SPRING-SEAT ADJUSTMENT -----							1	
-80	0700636-1	PAWL-SEAT ADJUSTMENT -----							2	

CONTINUED ON NEXT PAGE

FIGURE AND INDEX NO.	PART NUMBER	DESCRIPTION	UNITS PER ASSY	USABLE ON CODE
		1 2 3 4 5 6 7		
51A-81	NAS561C0-10	PIN -----	3	
-81A	AN23-19A	BOLT HANDLE STOP -----	1	
-81B	NAS43HT3-16	SPACER HANDLE STOP -----	1	
	MS21044N3	NUT HANDLE STOP -----	1	
-82	S1060-15	BELT ASSEMBLY-FRONT SEAT -----	2	
	S1060-3	BELT ASSEMBLY-FRONT SEAT -----	2	C
	S1618C3	BELT ASSEMBLY-FRONT SEAT BLUE -----	2	D
	S1618D3	BELT ASSEMBLY-FRONT SEAT TAN -----	2	G
	S1618F3	BELT ASSEMBLY-FRONT SEAT OLIVE -----	2	G
	S1618H3	BELT ASSEMBLY-FRONT SEAT CORAL -----	2	G
	S1618D3	BELT ASSEMBLY-FRONT SEAT TAN -----	2	H
	S1618J3	BELT ASSEMBLY-FRONT SEAT RED -----	2	H
	S1618K3	BELT ASSEMBLY-FRONT SEAT AVACADO -----	2	H
	S1618M3	BELT ASSEMBLY-FRONT SEAT BLUE -----	2	H
	S1746D2	BELT ASSEMBLY-FRONT SEAT TAN -----	2	L
	S1746J2	BELT ASSEMBLY-FRONT SEAT RED -----	2	L
	S1746M2	BELT ASSEMBLY-FRONT SEAT BLUE -----	2	L
	S1746K2	BELT ASSEMBLY-FRONT SEAT AVACADO -----	2	L
		ATTACHING PARTS		
-83	AN3-4A	BOLT -----	2	
-84	NAS43HT4-22	SPACER -----	2	
-85	NAS679A4	NUT -----	2	
-86	0510205-1	FITTING-SEAT BELT INBOARD L.H. & OUTBOARD R.H. -----	2	
	0510205-2	FITTING-SEAT BELT OUTBOARD L.H. & INBOARD R.H. -----	2	
		ATTACHING PARTS		
-87	AN3-4A	BOLT -----	2	
-88	0710632-1	PLATE -----	2	
-89	MS21044N3	NUT -----	2	
		-----*		
	1414252-1	# HEADREST ASSEMBLY -----	2	J
	1714040-1	# HEADREST ASSEMBLY -----	2	K
	1714040-5	# HEADREST ASSEMBLY SKYLANE ONLY -----	2	K
-90	1414252-7	CUSHION-HEADREST -----	1	J
	1714035-1	CUSHION-HEADREST -----	1	K
-91	1414252-6	# COVER-HEADREST -----	1	J
	1714040-2	# COVER-HEADREST -----	1	K
	1714040-6	# COVER HEADREST SKYLANE ONLY -----	1	K
		NOTE. *THIS SEAT ASSEMBLY IS USED ONLY IN CONJUNCTION WITH POWER OPERATED PILOTS SEAT.		
		NOTE. #THIS PART MUST HAVE A SECOND DASH NUMBER ADDED TO DENOTE COLOR. REFER TO HOW TO ORDER UPHOLSTERED PARTS-PAGE XII.		
		NOTE. □THIS PART MUST HAVE A SECOND DASH NUMBER ADDED TO DENOTE COLOR. REFER TO HOW TO ORDER INTERIOR PARTS-PAGE XIII.		
		A---182 SERIAL 18254424 THRU 18260055 A182 SERIAL A182-0001 THRU A182-0116		
		B---182 SERIAL 18255238 THRU 18260055 A182 SERIAL A182-0001 THRU A182-0116		
		C---182 SERIAL 18254424 THRU 18255844		
		D---182 SERIAL 18255845 THRU 18256684		
		E---182 SERIAL 18256685 THRU 18260055 A182 SERIAL A182-0001 THRU A182-0116		
		F---182 SERIAL 18254424 THRU 18256684		
		G---182 SERIAL 18256685 THRU 18257625 A182 SERIAL A182-0001 THRU A182-0056		
		H---182 SERIAL 18257626 THRU 18258505 A182 SERIAL A182-0057 THRU A182-0096		
		J---182 SERIAL 18254424 THRU 18258505		
		K---182 SERIAL 18258506 THRU 18260055		
		L---182 SERIAL 18258506 THRU 18260055 A182 SERIAL A182-0097 THRU A182-0116		

Front Seat (Cont)



182 SERIAL 18255238 THRU 18257625

Figure 51B. Pilot & Co-Pilot Power Adjustable Seat Installation

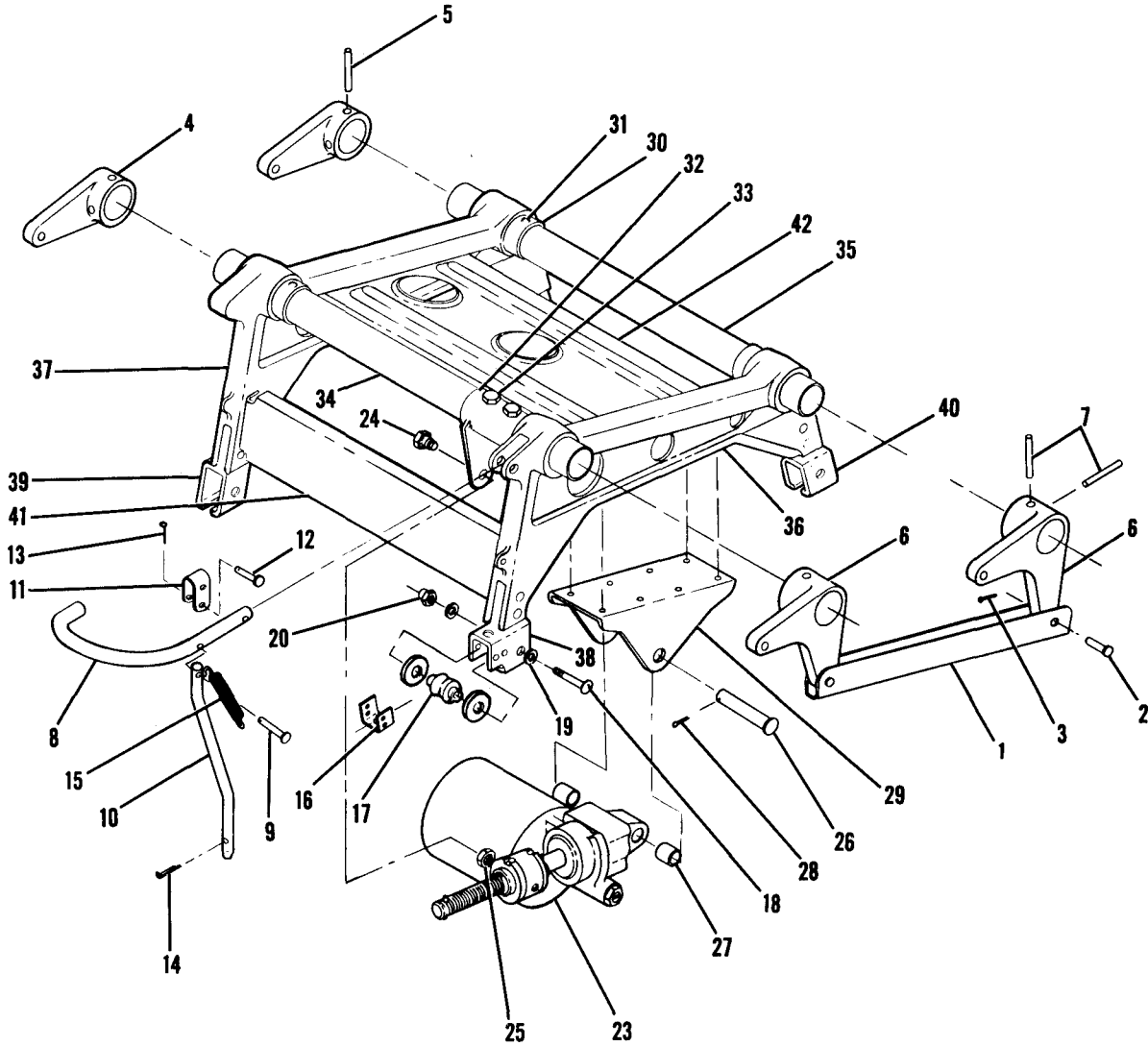
FIGURE AND INDEX NO.	PART NUMBER	DESCRIPTION	UNITS PER ASSY	USABLE ON CODE
		1 2 3 4 5 6 7		
51B-		PILOT & CO-PILOT POWER ADJUSTABLE SEAT INSTL. -----	NP	A
	1414265-9 #	SEAT ASSEMBLY-PILOT POWER VERTICALLY ADJUSTABLE -----	1	
	1414265-10 #	SEAT ASSEMBLY-CO-PILOT POWER VERTICALLY ADJUSTABLE -----	1	
		ATTACHING PARTS -----		
- 1	0511242	STOP-SEAT -----	4	
- 2	AN500A8-4	SCREW -----	4	
		*-----		
	1414265-207 #	BACK ASSEMBLY-UPHOLSTERED SEAT -----	1	
		ATTACHING PARTS -----		
- 3	AN23-16A	BOLT -----	2	
- 4	NAS43HT4-18	SPACER -----	2	
- 5	1414104-4	BUSHING -----	2	
- 6	AN960-10L	WASHER -----	2	
- 7	S1914-8	NUT EN -----	2	
		*-----		
- 8	0700114-44 #	COVER-SEAT BACK -----	1	
- 9	1414100-9	CUSHION-SEAT BACK -----	1	
-10	1414264-13	TRIM ASSEMBLY-SEAT BACK -----	1	
		ATTACHING PARTS -----		
-11	S102128-6C	SCREW -----	AR	
		*-----		
-12	1414264-5	POCKET ASSEMBLY MAGAZINE -----	1	
-13	1414262-1	CAM-SEAT BACK RECLINE -----	1	
		ATTACHING PARTS -----		
	AN3-10A	BOLT -----	3	
	AN960-10L	WASHER -----	3	
	MS21044N3	NUT -----	3	
		*-----		
	1414265-209 #	CUSHION ASSEMBLY-UPHOLSTERED SEAT BOTTOM -----	1	
		ATTACHING PARTS -----		
-14	MS20392-2C17	PIN -----	4	
	MS24665-132	COTTER PIN -----	4	
		*-----		
-15	0700114-42 #	COVER-SEAT BOTTOM -----	1	
-16	1414265-8	CUSHION-SEAT BOTTOM -----	1	
-17	1414217-7	RETAINER-SEAT BOTTOM -----	1	
	1414217-3	RETAINER-SEAT BOTTOM -----	1	
		ATTACHING PARTS -----		
	S102126-4	SCREW -----	12	
		*-----		
-18	1414263-5	SKIRT-SEAT LH -----	1	
-19	1414263-6	SKIRT-SEAT RH -----	1	
		ATTACHING PARTS -----		
	S102126-4	SCREW -----	AR	
		*-----		
-20	1414266-1	ACTUATOR-SEAT BACK -----		
-21	1414261-1	STOP-SEAT BACK -----	2	
		ATTACHING PARTS -----		
	AN3-10A	BOLT -----	2	
	AN960-10L	WASHER -----	2	
	MS21044N3	NUT -----	2	
		*-----		
-21A	1514059-1	STIFFENER -----	1	
		ATTACHING PARTS -----		
-21B	1414269-1	SEAT STOP -----	1	
-21C	AN3-17A	BOLT -----	2	
	NAS43DD3-12	SPACER UNDER STIFFENER -----	2	
	NAS43DD3-3	SPACER BETWEEN ACTUATOR & FRAME -----	2	
-21D	AN3-13A	BOLT -----	2	
	AN960-10L	WASHER -----	2	
	MS21044N3	NUT -----	4	
		*-----		
-22	1414258-1	LINK -----	1	
		ATTACHING PARTS -----		
-23	MS20392-1C9	PIN -----	2	
	MS24665-132	COTTER PIN -----	2	
		*-----		
-24	1414259-1	SCREW -----	1	
-25	1414257-5	HANDLE ASSEMBLY -----	1	
		ATTACHING PARTS -----		
	MS24665-283	COTTER PIN -----	2	
		*-----		
-26	1200478-2	SPRING-HANDLE RETURN -----	1	

CONTINUED ON NEXT PAGE

FIGURE AND INDEX NO.	PART NUMBER	DESCRIPTION	UNITS PER ASSY	USABLE ON CODE		
					1	2
51B-27	1414268-1	SWITCH ASSEMBLY -----	1			
-28	1414267-1	BRACKET-SWITCH -----	1			
		ATTACHING PARTS -----				
	S1021Z6-6	SCREW -----	2			
		---*---				
	0700719-1	COVER-FLOORBOARD TERMINAL -----	1			
-29	S1957-2	ASH RECEIVER -----	1			
-30	SEE FIG 51C	POWER SEAT BOTTOM ASSEMBLY-PILOT -----	1			
	SEE FIG 51C	POWER SEAT BOTTOM ASSEMBLY-CO-PILOT -----	1			
-31	S1524-2	BELT ASSEMBLY-SAFETY -----	1	B		
	S1619C1	BELT ASSEMBLY-SAFETY BLUE -----	1	C		
	S1619D1	BELT ASSEMBLY-SAFETY TAN -----	1	C		
	S1619F1	BELT ASSEMBLY-SAFETY OLIVE -----	1	C		
	S1619H1	BELT ASSEMBLY-SAFETY CORAL -----	1	C		
	S1618D3	BELT ASSEMBLY-SAFETY TAN -----	1	D		
	S1618J3	BELT ASSEMBLY-SAFETY RED -----	1	D		
	S1618K3	BELT ASSEMBLY-SAFETY AVACADD -----	1	D		
	S1618M3	BELT ASSEMBLY-SAFETY BLUE -----	1	D		
		ATTACHING PARTS -----				
-32	AN3-4A	BOLT -----	2			
-33	NAS43HT4-22	SPACER -----	2			
-34	NAS679A4	NUT -----	2			
		---*---				
-35	0510205-1	FITTING-SEAT BELT INBOARD LH & OUTBOARD RH -----	2			
	0510205-2	FITTING-SEAT BELT OUTBOARD LH & INBOARD RH -----	2			
		ATTACHING PARTS -----				
-36	AN3-4A	BOLT -----	2			
-37	0710632-1	PLATE -----	2			
-38	MS21044N3	NUT -----	2			
		---*---				
<p>NOTE. #THIS PART MUST HAVE A SECOND DASH NUMBER ADDED TO DENOTE COLOR. REFER TO HOW TO ORDER UPHOLSTERED PARTS-PAGE XII.</p> <p>NOTE. □THIS PART MUST HAVE A SECOND DASH NUMBER ADDED TO DENOTE COLOR. REFER TO HOW TO ORDER INTERIOR PARTS-PAGE XIII.</p> <p>A---182 SERIAL 18255238 THRU 18257625 A182 SERIAL A182-0001 THRU A182-0056 B---182 SERIAL 18255238 THRU 18256684 C---182 SERIAL 18256685 THRU 18257625 A182 SERIAL A182-0001 THRU A182-0056</p>						

This page intentionally left blank.

Seat (Cont)



182 SERIAL 18255238 THRU 18257625

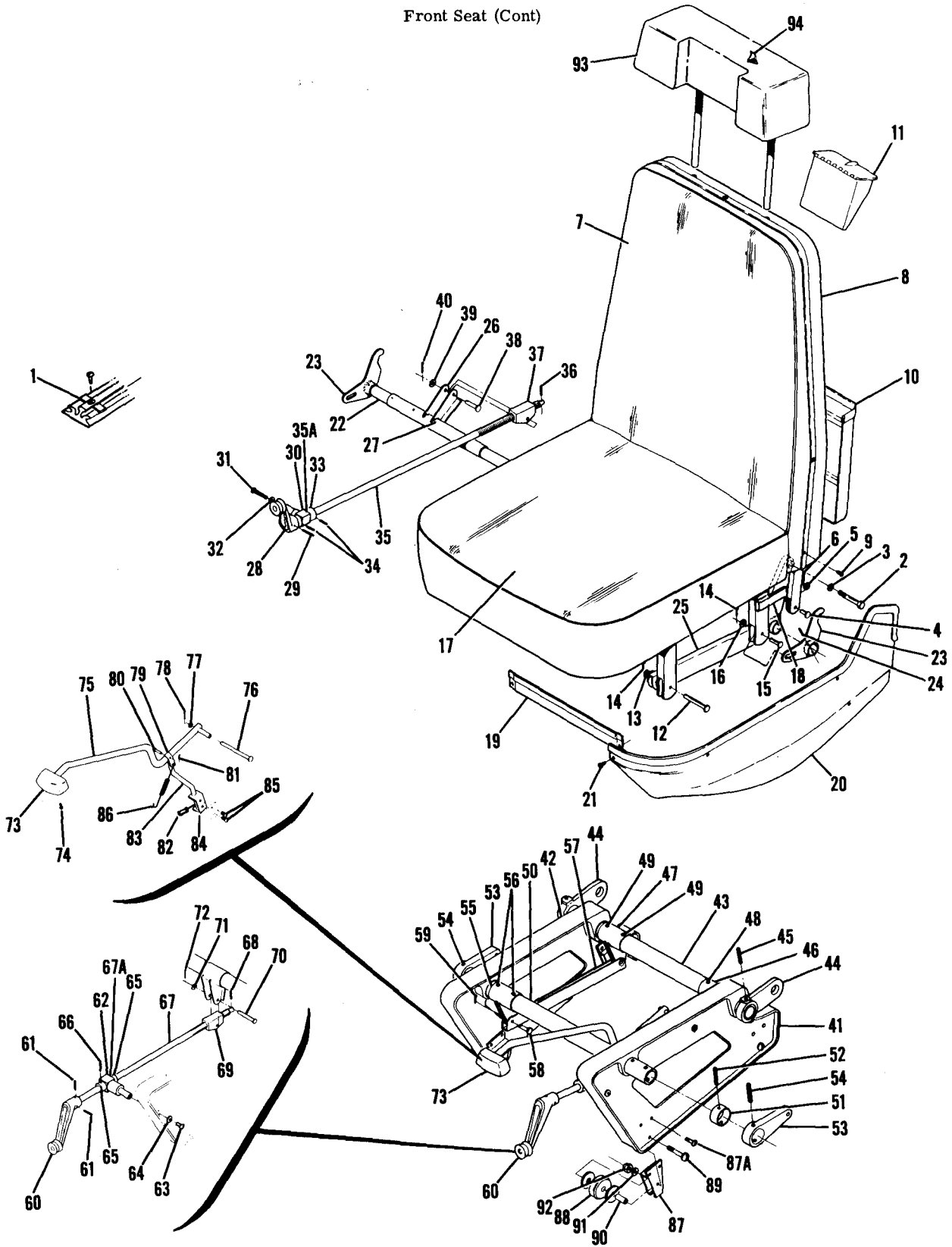
Figure 51C. Power Seat Bottom Assembly - Pilot & Co-Pilot

FIGURE AND INDEX NO.	PART NUMBER	DESCRIPTION	UNITS PER ASSY	USABLE ON CODE
51C-	1414240-3	POWER SEAT BOTTOM ASSEMBLY-PILOTS -----	1	A
	1414240-4	POWER SEAT BOTTOM ASSEMBLY-CO-PILOTS -----	1	A
	1414240-3	POWER SEAT BOTTOM ASSEMBLY-PILOTS -----	1	B
	1414240-4	POWER SEAT BOTTOM ASSEMBLY-CO-PILOTS -----	1	B
- 1	0700634-1	CHANNEL OUTBOARD SIDE ONLY ----- ATTACHING PARTS	1	
- 2	MS20392-2C17	PIN -----	2	
- 3	MS24665-132	COTTER PIN ----- *-----	2	
- 4	0700633-2	BELLCRANK-INBOARD ----- ATTACHING PARTS	2	
- 5	NAS561P6-22	ROLL PIN ----- *-----	4	
- 6	0700633-4	BELLCRANK-OUTBOARD -----	2	
	0700633-1	BELLCRANK-OUTBOARD -----	2	
		PILOTS SEAT ----- CO-PILOTS SEAT ----- ATTACHING PARTS		
- 7	NAS561P6-22	ROLLPIN ----- *-----	4	
- 8	1414248-1	HANDLE-SEAT ADJUSTMENT ----- ATTACHING PARTS	1	
- 9	MS20392-2C21	PIN -----	1	
	MS24665-132	COTTER PIN ----- *-----	1	
-10	1414245-2	ROD-SEAT ADJUSTMENT ----- ATTACHING PARTS	1	
-11	1414104-56	CLAMP -----	1	
-12	MS20392-1C15	PIN -----	2	
-13	MS24665-132	COTTER PIN -----	2	
-14	MS24665-132	COTTER PIN ----- *-----	1	
-15	1414116-1	SPRING -----	1	
-16	1414104-8	BRACKET-SEAT ADJUSTMENT ROD -----	1	
-17	1414100-212	KIT-SEAT ROLLER ----- ATTACHING PARTS	4	
-18	AN23-19A	BOLT -----	1	
-19	AN960-10L	WASHER -----	2	
-20	S1914-8	NUT EN ----- *-----	1	
-21		DELETED, NOT AVAILABLE -----		
-22		DELETED, NOT AVAILABLE -----		
-23	1414249-2	MOTOR ASSEMBLY ----- ATTACHING PARTS	1	
-24	1414247-1	BOLT -----	1	
-25	AN316C5R	NUT -----	1	
-26	MS20392-5C65	PIN -----	1	
-27	NAS430D6-33	SPACER -----	2	
-28	MS24665-283	COTTER PIN ----- *-----	1	
-29	1414242-1	BRACKET-MOTOR ASSEMBLY -----	1	
-30	1200136-1	COLLAR-TORQUE TUBE ----- ATTACHING PARTS	3	
-31	NAS561P6-18	ROLLPIN ----- *-----	3	
-32	1414243-1	BELLCRANK ----- ATTACHING PARTS	1	
-33	AN4-14A	BOLT -----	2	
	NAS679A4	NUT ----- *-----	2	
-34	0700639-3	TORQUE TUBE-FORWARD -----	1	
-35	0700639-2	TORQUE TUBE-AFT -----	1	
-36	1414241-3	LEG-LH -----	1	
-37	1414241-4	LEG-RH -----	1	
-38	0700645-1	HOUSING-SEAT ROLLER FWD LH -----	1	
-39	0700645-2	HOUSING-SEAT ROLLER FWD RH -----	1	
-40	0700645-3	HOUSING-SEAT ROLLER AFT LH -----	1	
	0700645-4	HOUSING-SEAT ROLLER AFT RH -----	1	
-41	0700641-3	BRACE-SEAT -----	1	
-42	0700641-4	BRACE-SEAT -----	1	

NOTE. □ THIS PART MUST HAVE A SECOND DASH NUMBER ADDED TO DENOTE COLOR. REFER TO HOW TO ORDER INTERIOR PARTS-PAGE XIII.

A---182 SERIAL 18255238 THRU 18256684
B---182 SERIAL 18256685 THRU 18257625
A182 SERIAL A182-0001 THRU A182-0056

Front Seat (Cont)



182 SERIAL 18260056 THRU 18260825

Figure 51D. Infinite Adjust Front Seat Installation

FIGURE AND INDEX NO.	PART NUMBER		DESCRIPTION	UNITS PER ASSY	USABLE ON CODE
		1 2 3 4 5 6 7			
51D-			FRONT SEAT INSTALLATION-INFINITE ADJUST -----	NP	
	0515001-2	#	FRONT SEAT ASSEMBLY-INFINITE ADJUST COPILOT -----	1	B
	0515001-24	#	FRONT SEAT ASSEMBLY-INFINITE ADJUST CO-PILOT -----	1	C
	C515001-21	#	FRONT SEAT ASSEMBLY-INFINITE ADJUST PILOT -----	1	B
	0515001-23	#	FRONT SEAT ASSEMBLY-INFINITE ADJUST PILOT -----	1	C
			ATTACHING PARTS		
- 1	0511242-1		STOP-SEAT -----	2	
	AN500A8-4		SCREW -----	2	
			-----*		
	0515001-202	#	BACK ASSEMBLY-UPHOLSTERED SEAT -----	1	B
	0515001-211	#	BACK ASSEMBLY-UPHOLSTERED SEAT -----	1	C
			ATTACHING PARTS		
- 2	AN3-17A		BOLT -----	2	
- 3	AN960-10L		WASHER -----	4	
	0514029-2		SPACER -----	2	
	MS21044N3		NUT -----	2	
- 4	MS20392-2C11		PIN -----	2	
- 5	AN960-10L		WASHER -----	2	
- 6	MS24655-132		COTTER PIN -----	2	
			-----*		
- 7	0515001-8	#	COVER ASSEMBLY-SEAT BACK -----	1	B
	0515001-39	#	COVER ASSEMBLY-SEAT BACK -----	1	C
- 8	0514018-1	□	TRIM ASSEMBLY-SEAT BACK -----	1	B
	0514018-15	□	TRIM ASSEMBLY-SEAT -----	1	C
			ATTACHING PARTS		
- 9	S1021A4-6		SCREW -----	3	
			-----*		
-10	0514018-3	□	POCKET ASSEMBLY-MAGAZINE -----	1	
-11	S1957-2		ASH RECEIVER ASSEMBLY GDR -----	1	
	0515001-203	#	BOTTOM ASSEMBLY-UPHOLSTERED SEAT CO-PILOT -----	1	B
	0515001-210	#	BOTTOM ASSEMBLY-UPHOLSTERED SEAT CO-PILOT -----	1	C
	0515001-209	#	BOTTOM ASSEMBLY-UPHOLSTERED SEAT PILOT -----	1	B
	0515001-213	#	BOTTOM ASSEMBLY-UPHOLSTERED SEAT PILOT -----	1	C
			ATTACHING PARTS		
-12	MS20392-3C49		PIN -----	2	
-13	AN960-416L		WASHER -----	2	
-14	MS24665-134		COTTER PIN -----	4	
-15	MS20392-3C17		PIN -----	2	
-16	AN960-416L		WASHER -----	2	
			-----*		
-17	0515001-11	#	COVER ASSEMBLY-SEAT BOTTOM -----	1	B
	0515001-35	#	COVER ASSEMBLY-SEAT BOTTOM -----	1	C
-18	0514021-16		SUPPORT-SEAT TRIM -----	2	
			ATTACHING PARTS		
	S1021A4-6		SCREW -----	2	
			-----*		
-19	0514017-3	□	TRIM -----	1	
-20	C514017-1	□	TRIM-LH -----	1	
	0514017-2	□	TRIM-RH -----	1	
			ATTACHING PARTS		
-21	S1021A4-6		SCREW -----	4	
			-----*		
-22	0514026-11		TUBE-TORQUE -----	1	
-23	0514030-4		BELLCRANK ASSEMBLY-SEAT BACK ADJUST -----	2	
			ATTACHING PARTS		
-24	NAS561P4-12		PIN -----	2	
			-----*		
-25	0514060-5		BRACKET ASSEMBLY -----	2	
-26	0514028-10		BELLCRANK ASSEMBLY-SEAT ADJUST -----	1	
			ATTACHING PARTS		
-27	NAS561P4-12		PIN -----	4	
			-----*		
-28	0514036-1		HANDLE ASSEMBLY-SEAT BACK ADJUST -----	1	
			ATTACHING PARTS		
-29	NAS561P4-12		PIN -----	1	
			-----*		
-30	0514033-1		BEARING BLOCK -----	1	
			ATTACHING PARTS		
-31	AN520-10R8		SCREW -----	1	
-32	AN960-10L		WASHER -----	1	
			-----*		
-33	1200138-2		COLLAR -----	2	
			ATTACHING PARTS		
-34	NAS561P4-12		PIN -----	1	
			-----*		

CONTINUED ON NEXT PAGE

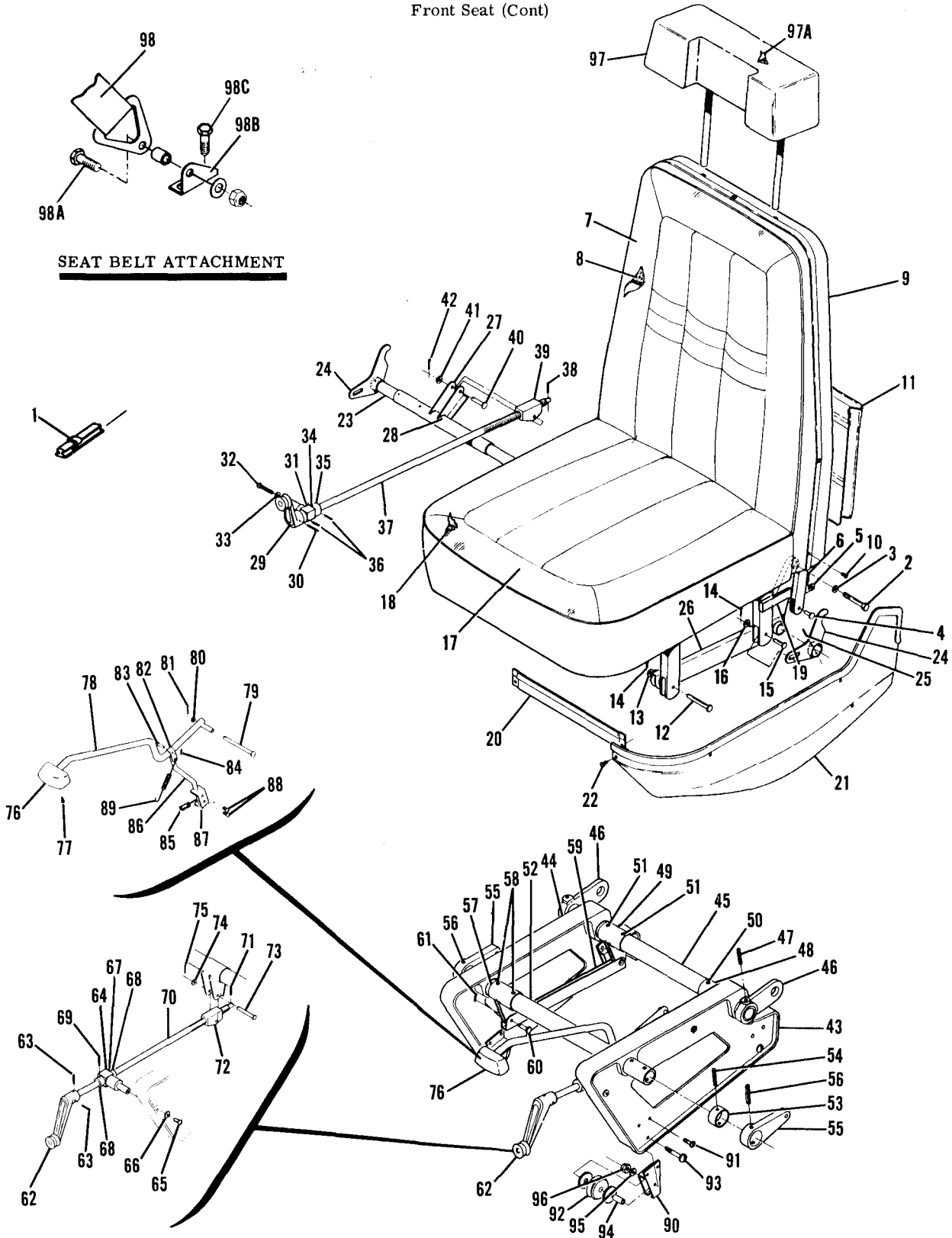


FIGURE AND INDEX NO.	PART NUMBER	DESCRIPTION							UNITS PER ASSY	USABLE ON CODE
		1	2	3	4	5	6	7		
51D-35	0514027-2	SCREW ASSEMBLY	WEU 0514027-6						1	D
	0514027-6	SCREW ASSEMBLY							1	E
-35A	S2013L2	BEARING							1	E
	S2014-2	RACE-BEARING							2	E
-36	NAS561P4-10	PIN							1	
-37	1200139-1	NUT-SEAT ADJUST							1	
		ATTACHING PARTS								
-38	MS20392-2C37	PIN							1	
-39	AN960-10	WASHER							1	
-40	MS24665-132	COTTER PIN							1	
	0514024-1	PEDESTAL ASSEMBLY-CO-PILOT SEAT							1	
	0514024-2	PEDESTAL ASSEMBLY-PILOT SEAT							1	
-41	0514035-1	PEDESTAL-LH							1	
-42	0514035-2	PEDESTAL-RH							1	
-43	0514026-2	TORQUE TUBE-REAR							1	
-44	0514034-1	BELLCRANK-VERTICAL ADJUSTMENT REAR							2	
		ATTACHING PARTS								
-45	NAS561P6-28	PIN							1	
		ATTACHING PARTS								
-46	0514028-6	BELLCRANK ASSEMBLY-REAR TORQUE TUBE							1	
-47	0514028-5	BELLCRANK ASSEMBLY-REAR TORQUE TUBE							1	
		ATTACHING PARTS								
-48	NAS561P8-18	PIN LH BELLCRANK							2	
-49	NAS561P6-18	PIN RH BELLCRANK							2	
		ATTACHING PARTS								
-50	0514026-4	TORQUE TUBE-FORWARD							1	
-51	1200136-1	COLLAR-FRONT TORQUE TUBE							3	
		ATTACHING PARTS								
-52	NAS561P6-18	PIN							1	
		ATTACHING PARTS								
-53	0700633-5	BELLCRANK ASSEMBLY-VERTICAL ADJUSTMENT FRONT							2	
		ATTACHING PARTS								
-54	NAS561P6-22	PIN							1	
		ATTACHING PARTS								
-55	0514028-5	BELLCRANK ASSEMBLY-FRONT TORQUE TUBE							1	
		ATTACHING PARTS								
-56	NAS561P8-18	PIN							2	
		ATTACHING PARTS								
-57	0514032-1	CHANNEL-TORQUE TUBE INTERCONNECT							1	
		ATTACHING PARTS								
-58	MS20392-2C37	PIN							2	
-59	MS24665-132	COTTER PIN							2	
		ATTACHING PARTS								
-60	1200159-3	HANDLE ASSEMBLY-VERTICAL ADJUST							1	
		ATTACHING PARTS								
-61	NAS561P4-12	PIN							2	
		ATTACHING PARTS								
-62	0514033-1	BEARING BLOCK							1	
		ATTACHING PARTS								
-63	AN520-10R8	SCREW							1	
-64	AN960-10L	WASHER							1	
		ATTACHING PARTS								
-65	1200138-1	COLLAR							2	
		ATTACHING PARTS								
-66	NAS561P4-10	PIN							1	
		ATTACHING PARTS								
-67	0514027-1	SCREW ASSEMBLY-VERTICAL ADJUST	WEU 0514027-5						1	D
	0514027-5	SCREW ASSEMBLY-VERTICAL ADJUST							1	E
-67A	S2013L2	BEARING							1	E
	S2014-2	RACE-BEARING							2	E
-68	NAS561P4-10	PIN							1	
-69	0514037-1	NUT-SEAT ADJUST							1	
		ATTACHING PARTS								
-70	MS20392-2C37	PIN							1	
-71	AN960-10	WASHER							1	
-72	MS24665-132	COTTER PIN							1	
		ATTACHING PARTS								

CONTINUED ON NEXT PAGE

FIGURE AND INDEX NO.	PART NUMBER	DESCRIPTION	UNITS PER ASSY	USABLE ON CODE
		1 2 3 4 5 6 7		
51D-73	0700113-1	KNOB-SEAT ADJUST ----- ATTACHING PARTS	1	
-74	S1021Z6-8	SCREW ----- -----*	1	
-75	0514047-1 0514047-9	ARM ASSEMBLY-CO-PILOT SEAT ADJUST ----- ARM ASSEMBLY-PILOT SEAT ADJUST -----	1 1	
-76	MS20392-2C83 MS20392-2C45	ATTACHING PARTS PIN ATTACH 0514047-1 ----- PIN ATTACH 0514047-9 -----	1 1	
-77	AN960-10L	WASHER -----	1	
-78	MS24665-132	COTTER PIN ----- -----*	1	
-79	1414104-56	CLAMP ----- ATTACHING PARTS	1	
-80	MS20392-1C15	PIN -----	2	
-81	MS24665-132	COTTER PIN ----- -----*	1	
-82	NAS561-3-16	PIN -----	1	
-83	1714067-2 1714067-4	PIN-CO-PILOT SEAT ADJUST ----- PIN-PILOT SEAT ADJUST -----	1 1	
-84	1714061-1	GUIDE ----- ATTACHING PARTS	1	
-85	AN515-8R6 NAS679A08	SCREW ----- NUT ----- -----*	2 2	
-86	1414116-1	SPRING -----	1	
-87	1714000-33	HOUSING ASSEMBLY-ROLLER ----- ATTACHING PARTS	4	
-87A	NAS220-11 AN960-8 NAS679A08	SCREW ----- WASHER ----- NUT ----- -----*	2 2 2	
-88	1714000-K200	ROLLER KIT-SEAT ----- ATTACHING PARTS	4	
-89	AN23-20A	SCREW -----	1	
-90	1414104-54	BUSHING -----	1	
-91	AN960-10L	WASHER -----	1	
-92	S1914-8	NUT ----- -----*	1	
-93	0514048-2	# HEADREST ASSEMBLY -----	2	
-94	0514048-10	# COVER-ASSEMBLY -----	1	
	S1746T2	BELT ASSEMBLY-FRONT SEAT MARIGOLD -----	2	B
	S1746V2	BELT ASSEMBLY-FRONT SEAT OLIVE -----	2	B
	S1746W2	BELT ASSEMBLY-FRONT SEAT BROWN -----	2	B
	S1746Y2	BELT ASSEMBLY-FRONT SEAT BLUE -----	2	B
	S2070W103	* BELT ASSEMBLY-FRONT SEAT BROWN -----	2	C
	S2070H103	* BELT ASSEMBLY-FRONT SEAT BLUE -----	2	C
	S2070F103	* BELT ASSEMBLY-FRONT SEAT RED -----	2	C
	S2070G103	* BELT ASSEMBLY-FRONT SEAT GREEN -----	2	C
	S2070B103	* BELT ASSEMBLY-FRONT SEAT BLACK -----	2	C
<p>NOTE. #THIS PART NUMBER MUST HAVE A SECOND DASH NUMBER ADDED TO DENOTE COLOR. REFER TO HOW TO ORDER UPHOLSTERED PARTS-PAGE XII.</p> <p>NOTE. □THIS PART NUMBER MUST HAVE A SECOND DASH NUMBER ADDED TO DENOTE COLOR. REFER TO HOW TO ORDER INTERIOR PARTS-PAGE XIII.</p> <p>NOTE. *SEE FIGURE 56 FOR SHOULDER HARNESS INSTL</p> <p>NOTE. %WHEN ORDERING THIS PART FOR AIRPLANES PRIOR TO SERIAL 18260586 & A182-0136, ALSO ORDER S2013L2 BEARING & (2) S2014-2 RACE.</p> <p>A---182 SERIAL 18260056 THRU 18260825 A182 SERIAL A182-0117 THRU A182-0136</p> <p>B---182 SERIAL 18260056 THRU 18260445 A182 SERIAL A182-0117 THRU A182-0136</p> <p>C---182 SERIAL 18260446 THRU 18260825</p> <p>D---182 SERIAL 18260446 THRU 18260585 A182 SERIAL A182-117 THRU A182-0136</p> <p>E---182 SERIAL 18260586 THRU 18260825</p>				

Front Seat (Cont)



182 SERIAL 18260826 THRU 18261425

Figure 51E. Infinite Adjust Front Seat Installation

FIGURE AND INDEX NO.	PART NUMBER	DESCRIPTION	UNITS PER ASSY	USABLE ON CODE
		1 2 3 4 5 6 7		
51E-		FRONT SEAT INSTALLATION-INFINITE ADJUST -----	NP	A
	0714004-1 #	FRONT SEAT ASSY-INFINITE ADJUST-PILOT -----	1	
	0714004-2 #	FRONT SEAT ASSY-INFINITE ADJUST CO-PILOT -----	1	
		ATTACHING PARTS -----		
- 1	0713074-1	STOP-SEAT -----	1	
	MS20392-1C21	PIN-CLEVIS -----	1	
	MS24665-151	PIN-COTTER -----	1	
		-----*		
	0714004-200	BACK ASSEMBLY-UPHOLSTERED SEAT -----	1	
		ATTACHING PARTS -----		
- 2	AN3-17A	BOLT -----	2	
- 3	AN960-10L	WASHER -----	4	
	0514029-2	SPACER -----	2	
	MS21044N3	NUT -----	2	
- 4	MS20392-2C11	PIN -----	2	
- 5	AN960-10L	WASHER -----	2	
- 6	MS24665-132	COTTER PIN -----	2	
		-----*		
- 7	0714004-5 #	COVER ASSEMBLY-SEAT BACK -----	1	
- 8	C514019-1	CUSHION ASSEMBLY-SEAT BACK -----	1	
- 9	0514076-2 □	TRIM ASSEMBLY-SEAT BACK -----	1	
		ATTACHING PARTS -----		
-10	S1021A4-6	SCREW -----	5	
		-----*		
-11	1214062-5 #	POCKET ASSY-MAGAZINE -----	1	
		ATTACHING PARTS -----		
	S1021A4-6	SCREW -----	2	
		-----*		
	0714004-201	BOTTOM ASSEMBLY-UPHOLSTERED SEAT -----	1	
		ATTACHING PARTS -----		
-12	MS20392-3C49	PIN -----	2	
-13	AN960-416L	WASHER -----	2	
-14	MS24665-134	COTTER PIN -----	4	
-15	MS20392-3C17	PIN -----	2	
-16	AN960-416L	WASHER -----	2	
		-----*		
-17	0714004-4	COVER ASSEMBLY-SEAT BOTTOM -----	1	
-18	0514077-3	CUSHION ASSEMBLY-SEAT BOTTOM -----	1	
-19	0514021-16	SUPPORT-SEAT TRIM -----	2	
		ATTACHING PARTS -----		
	S1021A4-6	SCREW -----	2	
		-----*		
-20	0514017-3 □	TRIM-SEAT BOTTOM -----	1	
-21	0514077-7 □	TRIM-LH SEAT BOTTOM -----	1	
	0514077-4 □	TRIM-RH SEAT BOTTOM -----	1	
		ATTACHING PARTS -----		
-22	S1021A4-6	SCREW -----	4	
		-----*		
-23	0514026-11	TORQUE TUBE -----	1	
-24	0514030-4	BELLCRANK ASSY-SEAT BACK ADJUST -----	2	
		ATTACHING PARTS -----		
-25	NAS561P4-12	PIN -----	2	
		-----*		
-26	0514060-5	BRACKET ASSEMBLY -----	2	
-27	0514028-15	BELLCRANK ASSEMBLY-SEAT ADJUST PILOT -----	1	
	0514028-16	BELLCRANK ASSEMBLY-SEAT ADJUST CO-PILOT -----	1	
		ATTACHING PARTS -----		
-28	NAS561P4-12	PIN -----	4	
		-----*		
-29	0514036-1	HANDLE ASSEMBLY-SEAT BACK ADJUST -----	1	
		ATTACHING PARTS -----		
-30	NAS561P4-12	PIN -----	1	
		-----*		
-31	0514033-1	BEARING BLOCK -----	1	
		ATTACHING PARTS -----		
-32	AN520-10R8	SCREW -----	1	
-33	AN960-10L	WASHER -----	1	
		-----*		

CONTINUED ON NEXT PAGE

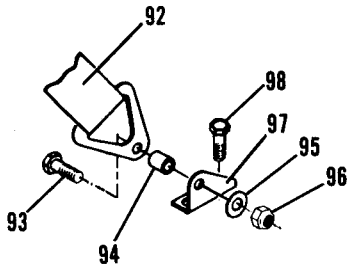


FIGURE AND INDEX NO.	PART NUMBER	DESCRIPTION							UNITS PER ASSY	USABLE ON CODE
		1	2	3	4	5	6	7		
51E-34	S2013L2	BEARING							1	
	S2014-2	RACE-BEARING							2	
-35	1200138-2	COLLAR							2	
		ATTACHING PARTS								
-36	NAS561P4-12	PIN							1	
		*---								
-37	0514027-9	SCREW ASSEMBLY							1	
-38	NAS561P4-10	PIN							1	
-39	1200139-1	NUT-SEAT ADJUST							1	
		ATTACHING PARTS								
-40	MS20392-2C37	PIN							1	
-41	AN960-10	WASHER							1	
-42	MS24665-132	COTTER-PIN							1	
		*---								
	0514024-1	PEDESTAL ASSEMBLY-CO-PILOT SEAT							1	
	0514024-2	PEDESTAL ASSEMBLY-PILOT SEAT							1	
-43	0514035-1	PEDESTAL-LH							1	
-44	0514035-2	PEDESTAL-RH							1	
-45	0514026-2	TORQUE TUBE-REAR							1	
-46	0514034-1	BELLCRANK-VERTICAL ADJUST REAR							2	
		ATTACHING PARTS								
-47	NAS561P6-28	PIN							1	
		*---								
-48	0514028-6	BELLCRANK ASSEMBLY-REAR TORQUE TUBE							1	
-49	0514028-5	BELLCRANK ASSEMBLY-REAR TORQUE TUBE							1	
		ATTACHING PARTS								
-50	NAS561P8-18	PIN LH BELLCRANK							2	
-51	NAS561P6-18	PIN RH BELLCRANK							2	
		*---								
-52	0514026-4	TORQUE TUBE-FORWARD							1	
-53	1200136-1	COLLAR-FRONT TORQUE TUBE							3	
		ATTACHING PARTS								
-54	NAS561P6-18	PIN							1	
		*---								
-55	0700633-5	BELLCRANK ASSY-VERTICAL ADJUST FRONT							2	
		ATTACHING PARTS								
-56	NAS561P6-22	PIN							1	
		*---								
-57	0514028-5	BELLCRANK ASSY-FRONT TORQUE TUBE							1	
		ATTACHING PARTS								
-58	NAS561P8-18	PIN							2	
		*---								
-59	0514032-1	CHANNEL-TORQUE TUBE INTERCONNECT							1	
		ATTACHING PARTS								
-60	MS20392-2C37	PIN							2	
	AN960-10	WASHER							2	
-61	MS24665-132	COTTER PIN							2	
		*---								
-62	1200159-3	HANDLE ASSY-VERTICAL ADJUST							1	
		ATTACHING PARTS								
-63	NAS561P4-12	PIN							2	
		*---								
-64	0514033-1	BEARING BLOCK							1	
		ATTACHING PARTS								
-65	AN520-10R8	SCREW							1	
-66	AN960-10L	WASHER							1	
		*---								
-67	S2013L2	BEARING							1	
	S2014-2	RACE-BEARING							2	
-68	1200138-1	COLLAR							2	
		ATTACHING PARTS								
-69	NAS561P4-10	PIN							1	
		*---								
-70	0514027-5	SCREW ASSY-VERTICAL ADJUST							1	
-71	NAS561P4-10	PIN							1	
-72	0514037-1	NUT-SEAT ADJUST							1	
		ATTACHING PARTS								
-73	MS20392-2C37	PIN							1	
-74	AN960-10	WASHER							1	
-75	MS24665-132	COTTER PIN							1	
		*---								

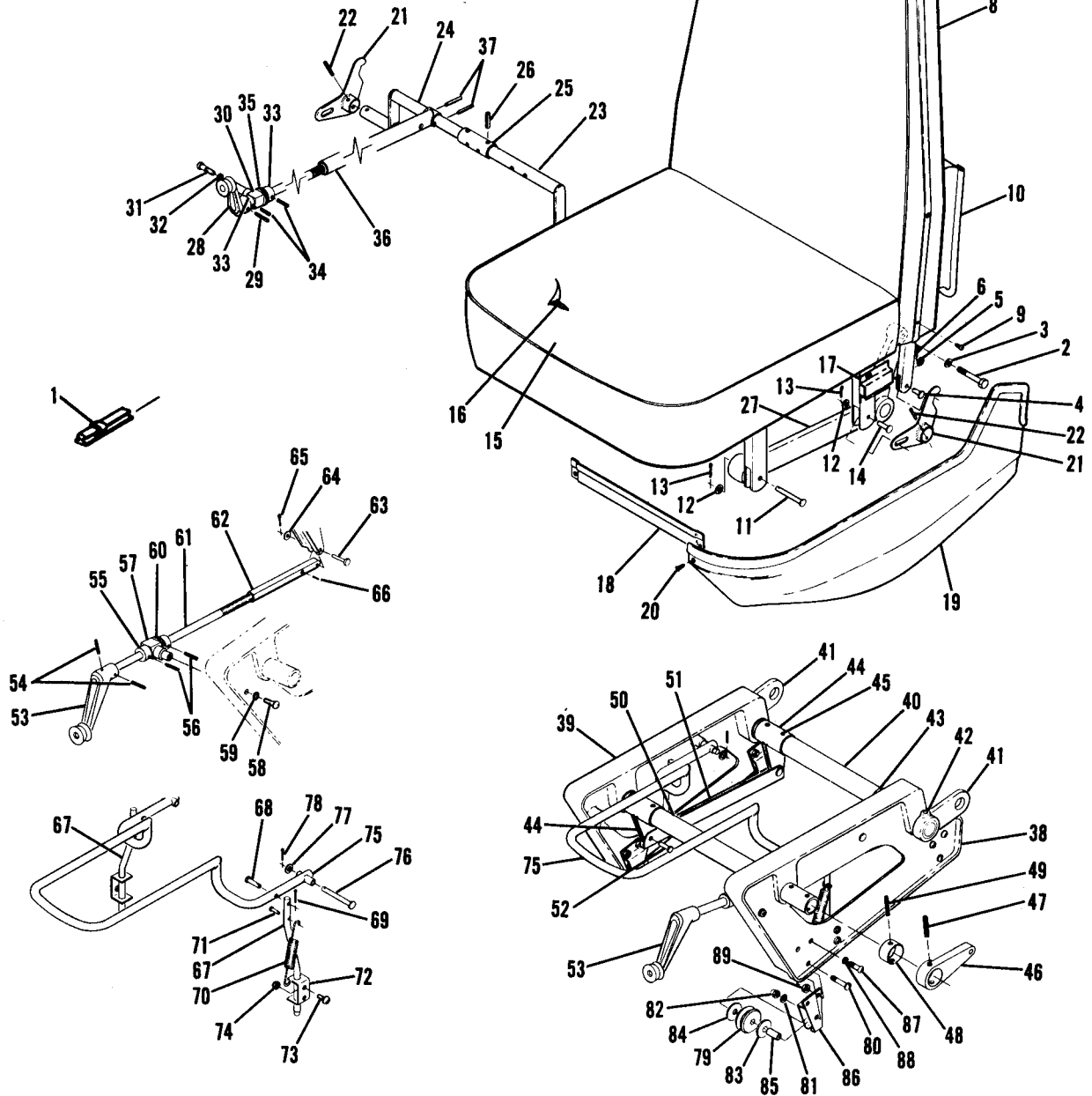
CONTINUED ON NEXT PAGE

FIGURE AND INDEX NO.	PART NUMBER	DESCRIPTION	UNITS PER ASSY	USABLE ON CODE
		1 2 3 4 5 6 7		
51E-76	0700113-1	KNOB-SEAT ADJUST ----- ATTACHING PARTS -----	1	
-77	S1021Z6-8	SCREW ----- -----*	1	
-78	0514047-1 0514047-9	ARM ASSY-CO-PILOT SEAT ADJUST ----- ARM ASSY-PILOT SEAT ADJUST ----- ATTACHING PARTS -----	1 1	
-79	MS20392-2C83	PIN ATTACH 0514047-1 -----	1	
	MS20392-2C45	PIN ATTACH 0514047-9 -----	1	
-80	AN960-10L	WASHER -----	1	
-81	MS24665-132	COTTER PIN ----- -----*	1	
-82	1414104-56	CLAMP ----- ATTACHING PARTS -----	1	
-83	MS20392-1C15	PIN -----	1	
-84	MS24665-132	COTTER PIN ----- -----*	1	
-85	NAS561-3-16	PIN -----	1	
-86	171467-2	PIN-CO-PILOT SEAT ADJUST -----	1	
	1714067-4	PIN-PILOT SEAT ADJUST -----	1	
-87	1714061-1	GUIDE ----- ATTACHING PARTS -----	1	
-88	AN515-8R6 NAS679A08	SCREW ----- NUT ----- -----*	2 2	
-89	1414116-1	SPRING -----	1	
-90	1714000-33	HOUSING ASSY-ROLLER ----- ATTACHING PARTS -----	4	
-91	NAS220-11 AN960-8 NAS679A08	SCREW ----- WASHER ----- NUT ----- -----*	2 2 2	
-92	1714000-K200	ROLLER KIT ----- ATTACHING PARTS -----	4	
-93	AN23-20A	SCREW -----	1	
-94	1414104-54	BUSHING -----	1	
-95	AN960-10L	WSHER -----	1	
-96	S1914-8	NUT ----- -----*	1	
-97	0514048-2	# HEADREST ASSEMBLY -----	2	
-97A	0514048-10	# COVER ASSEMBLY -----	1	
-98	S2070W103	* BELT ASSEMBLY-FRONT SEAT CLOVE BROWN -----	2	
	S2070L103	* BELT ASSEMBLY-FRONT SEAT BOGOTA BLUE -----	2	
	S2070C103	* BELT ASSEMBLY-FRONT SEAT CYPRUS GREEN -----	2	
	S2070A103	* BELT ASSEMBLY-FRONT SEAT TAHITIAN RED -----	2	
	S2070B103	* BELT ASSEMBLY-FRONT SEAT BLACK ----- ATTACHING PARTS -----	2	
-98A	AN4-5A NAS43HT4-12 AN960-416L NAS679A4	BOLT ----- SPACER ----- WASHER ----- NUT ----- -----*	2 2 2 2	
-98B	0510205-5 0510205-6	FITTING-SEAT BELT INBD LH & OUTBD RH ----- FITTING-SEAT BELT OUTBD LH & INBD RH ----- ATTACHING PARTS -----	2 2	
-98C	AN3-4A	BOLT ----- -----*	2	
<p>NOTE. #THIS PART NUMBER MUST HAVE A SECOND DASH NUMBER ADDED TO DENOTE COLOR. REFER TO HOW TO ORDER UPHOLSTERED PARTS-PAGE XII.</p> <p>NOTE. □THIS PART NUMBER MUST HAVE A SECOND DASH NUMBER ADDED TO DENOTE COLOR. REFER TO HOW TO ORDER INTERIOR PARTS-PAGE XIII.</p> <p>NOTE. *SEE FIGURE 56 FOR SHOULDER HARNESS INSTL.</p> <p>A---182 SERIAL 18260826 THRU 18261425 A182 SERIAL A182-0137 & ON</p>				

Front Seat (Cont)



SEAT BELT ATTACHMENT



182 SERIAL 18261426 & ON
 Figure 51F. Infinite Adjust Front Seat Installation

FIGURE AND INDEX NO.	PART NUMBER		DESCRIPTION	UNITS PER ASSY	USABLE ON CODE
51F-			FRONT SEAT INSTALLATION-INFINITE ADJUST -----	NP	
	0714008-2	#	FRONT SEAT ASSY-INFINITE ADJUST COPILOT -----	1	
	0714008-1	#	FRONT SEAT ASSY-INFINITE ADJUST PILOT -----	1	
			ATTACHING PARTS		
- 1	0713074-1		STOP-SEAT -----	1	
	MS20392-1C21		PIN -----	1	
	MS24665-151		PIN-COTTER -----	1	
			-----*		
			BACK ASSY-UPHOLSTERED SEAT -----	NP	
			ATTACHING PARTS		
- 2	AN3-17A		BOLT -----	2	
- 3	AN960-10L		WASHER -----	4	
	0514029-2		SPACER -----	2	
	MS21044N3		NUT -----	2	
- 4	MS20392-2C11		PIN -----	2	
- 5	AN960-10L		WASHER -----	2	
- 6	MS24665-132		COTTER PIN -----	2	
			-----*		
- 7	0714008-5	#	COVER ASSY-SEAT BACK -----	1	
- 7A	0714008-10		CUSHION ASSY-SEAT BACK -----	1	
- 8	0514083-1	□	TRIM ASSY-SEAT BACK -----	1	
			ATTACHING PARTS		
- 9	S1021A4-6		SCREW -----	5	
			-----*		
-10	1214062-5	#	POCKET ASSY-MAGAZINE -----	1	
			BOTTOM ASSY-UPHOLSTERED SEAT -----	NP	
			ATTACHING PARTS		
-11	MS20392-3C49		PIN -----	2	
-12	AN960-416L		WASHER -----	4	
-13	MS24665-134		PIN-COTTER -----	4	
-14	MS20392-3C17		PIN -----	2	
			-----*		
-15	0714008-4	#	COVER ASSY-SEAT BOTTOM -----	1	
-16	0514075-2		CUSHION ASSY-SEAT BOTTOM -----	1	
-17	0514021-16		SUPPORT-SEAT TRIM -----	2	
			ATTACHING PARTS		
	S1021A4-6		SCREW -----	2	
			-----*		
-18	0514017-3	□	TRIM-SEAT BOTTOM FWD -----	1	
-19	0714010-1	□	TRIM-SEAT BOTTOM LH -----	1	
	0714010-2	□	TRIM-SEAT BOTTOM RH -----	1	
			ATTACHING PARTS		
-20	S1021A4-6		SCREW -----	6	
			-----*		
-21	0514030-4		BELLCRANK ASSY-SEAT BACK ADJUST -----	2	
			ATTACHING PARTS		
-22	NAS561P4-12		PIN -----	2	
			-----*		
-23	1714074-13		CRANK-WELD ASSY-LH -----	1	
-24	1714074-14		CRANK-WELD ASSY-RH -----	1	
-25	1714074-6		SPLICE -----	1	
			ATTACHING PARTS		
-26	NAS561P6-12		PIN -----	4	
			-----*		
-27	0514060-5		BRACKET-SEAT PIVOT -----	2	
-28	0514036-1		HANDLE ASSY-SEAT BACK ADJUST -----	1	
			ATTACHING PARTS		
-29	NAS561P4-12		PIN -----	1	
			-----*		
-30	0514033-1		BEARING BLOCK -----	1	
			ATTACHING PARTS		
-31	AN520-10R8		SCREW -----	1	
-32	AN960-10L		WASHER -----	1	
			-----*		
-33	1200138-2		COLLAR -----	2	
			ATTACHING PARTS		
-34	NAS561P4-12		PIN -----	1	
			-----*		

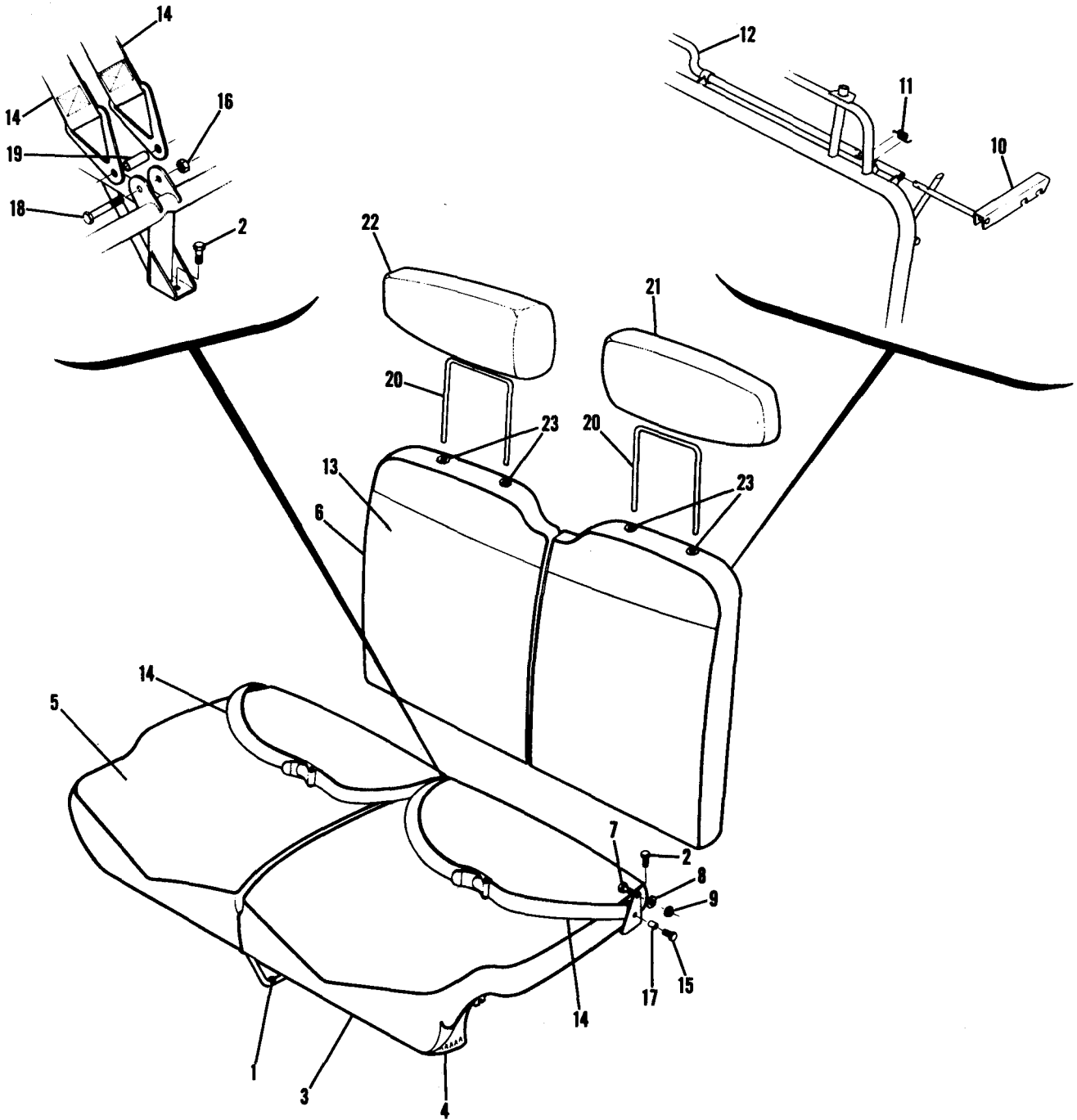
CONTINUED ON NEXT PAGE

FIGURE AND INDEX NO.	PART NUMBER	DESCRIPTION							UNITS PER ASSY	USABLE ON CODE
		1	2	3	4	5	6	7		
51F-35	S2013L2	BEARING -----							1	
	S2014-2	RACE-BEARING -----							2	
-36	C514089-1	JACK SCREW ASSY -----							1	
		ATTACHING PARTS -----								
-37	NAS561P4-15	PIN -----							2	
		-----*								
	0514051-2	PEDESTAL ASSY-CO-PILOT SEAT -----							1	
	0514051-1	PEDESTAL ASSY-PILOT SEAT -----							1	
-38	0514035-17	PEDESTAL-LH -----							1	
-39	0514035-18	PEDESTAL-RH -----							1	
-40	0514026-2	TORQUE TUBE-REAR -----							1	
-41	0514034-1	BELLCRANK-REAR TORQUE TUBE -----							2	
		ATTACHING PARTS -----								
-42	NAS561P6-28	PIN -----							1	
		-----*								
-43	0514028-6	BELLCRANK ASSY-REAR TORQUE TUBE INBD -----							1	
		ATTACHING PARTS -----								
	NAS561P8-18	PIN -----							2	
		-----*								
-44	0514028-5	BELLCRANK ASSY-REAR TORQUE TUBE OUTBD -----							1	
		ATTACHING PARTS -----								
-45	NAS561P8-18	PIN -----							2	
		-----*								
-46	0700633-5	BELLCRANK-FWD TORQUE TUBE -----							2	
		ATTACHING PARTS -----								
-47	NAS561P6-22	PIN -----							2	
		-----*								
-48	1200136-1	COLLAR -----							3	
		ATTACHING PARTS -----								
-49	NAS561P6-18	PIN -----							1	
		-----*								
-50	0514026-4	TORQUE TUBE-FWD -----							1	
-51	0514032-1	CHANNEL-TORQUE TUBE INTERCONNECT -----							1	
		ATTACHING PARTS -----								
-52	MS20392Z-2C17	PIN -----							2	
	AN960-10L	WASHER -----							2	
	MS24665-132	COTTER PIN -----							2	
		-----*								
-53	1200159-3	HANDLE ASSY-VERTICAL ADJUST -----							1	
		ATTACHING PARTS -----								
-54	NAS561P4-12	PIN -----							2	
		-----*								
-55	1200138-2	COLLAR -----							2	
		ATTACHING PARTS -----								
-56	NAS561P4-12	PIN -----							1	
		-----*								
-57	0514033-2	BEARING BLOCK -----							1	
		ATTACHING PARTS -----								
-58	AN520-10R8	SCREW -----							1	
-59	AN960-10L	WASHER -----							1	
		-----*								
-60	S2013L2	BEARING -----							1	
	S2014-2	RACE-BEARING -----							2	
-61	0514027-21	SCREW ASSY-VERTICAL ADJUST -----							1	
-62	1514119-3	NUT-VERTICAL ADJUST -----							1	
		ATTACHING PARTS -----								
-63	MS20392-2C37	PIN -----							1	
-64	AN960-10	WASHER -----							1	
-65	MS24665-132	COTTER -----							1	
-66	NAS561P4-8	PIN -----							1	
		-----*								
-67	1714067-5	PIN-SEAT ADJUST -----							2	
		ATTACHING PARTS -----								
-68	MS20392-1C21	PIN -----							1	
-69	MS24665-132	COTTER PIN -----							1	
		-----*								

CONTINUED ON NEXT PAGE

FIGURE AND INDEX NO.	PART NUMBER	DESCRIPTION	UNITS PER ASSY	USABLE ON CODE
51F-70	1414116-1	SPRING LH SIDE ONLY ----- ATTACHING PARTS	1	
-71	MS20392-1C11	PIN ----- -----*	1	
-72	1714061-1	GUIDE-PIN ----- ATTACHING PARTS	2	
-73	AN515-8R6	SCREW -----	2	
-74	NAS679A08	NUT ----- -----*	2	
-75	0514050-1	HANDLE-SEAT ADJUST ----- ATTACHING PARTS	1	
-76	MS20392-2C59	PIN -----	2	
-77	AN960-10L	WASHER -----	2	
-78	MS24665-132	COTTER PIN ----- -----*	2	
-79	S1704-1	ROLLER-SEAT ----- ATTACHING PARTS	4	
-80	AN23-20A	BOLT -----	1	
-81	AN960-10L	WASHER -----	1	
-82	S1914-8	NUT -----	1	
-83	1714000-22	WASHER -----	1	
-84	1714000-41	WASHER -----	1	
-85	1414104-54	BUSHING ----- -----*	1	
-86	1714000-33	HOUSING-SEAT ROLLER ----- ATTACHING PARTS	4	
-87	NAS220-11	SCREW -----	2	
-88	AN960-8	WASHER -----	2	
-89	NAS679A08	NUT ----- -----*	2	
-90	0514048-2	# HEADREST ASSEMBLY -----	2	
-91	0514048-10	# COVER ASSEMBLY -----	1	
-92	S2070W103	* BELT ASSY-FRONT SEAT GOLD -----	2	
	S2070U103	* BELT ASSY-FRONT SEAT BLUE -----	2	
	S2070AA103	* BELT ASSY-FRONT SEAT OLIVE -----	2	
	S20702103	* BELT ASSY-FRONT SEAT RED -----	2	
	S20708103	* BELT ASSY-FRONT SEAT BLACK ----- ATTACHING PARTS	2	
-93	AN4-5A	BOLT -----	2	
-94	NAS43HT4-12	SPACER -----	2	
-95	AN960-416L	WASHER -----	2	
-96	NAS679A4	NUT ----- -----*	2	
-97	0510205-5	FITTING-SEAT BELT INBD LH & OUTBD RH -----	2	
	0510205-6	FITTING-SEAT BELT OUTBD LH & INBD RH ----- ATTACHING PARTS	1	
-98	AN3-4A	BOLT ----- -----*	2	
<p>NOTE. #THIS PART MUST HAVE A SECOND DASH NUMBER ADDED TO DENOTE COLOR. REFER TO HOW TO ORDER UPHOLSTERED PARTS-PAGE XII.</p> <p>NOTE. #THIS PART MUST HAVE A SECOND DASH NUMBER ADDED TO DENOTE COLOR. REFER TO HOW TO ORDER INTERIOR PARTS-PAGE XIII.</p> <p>NOTE. *SEE FIGURE 56 FOR SHOULDER HARNESS INSTL.</p> <p>A---182 SERIAL 18261426 & ON</p>				

Rear Seat

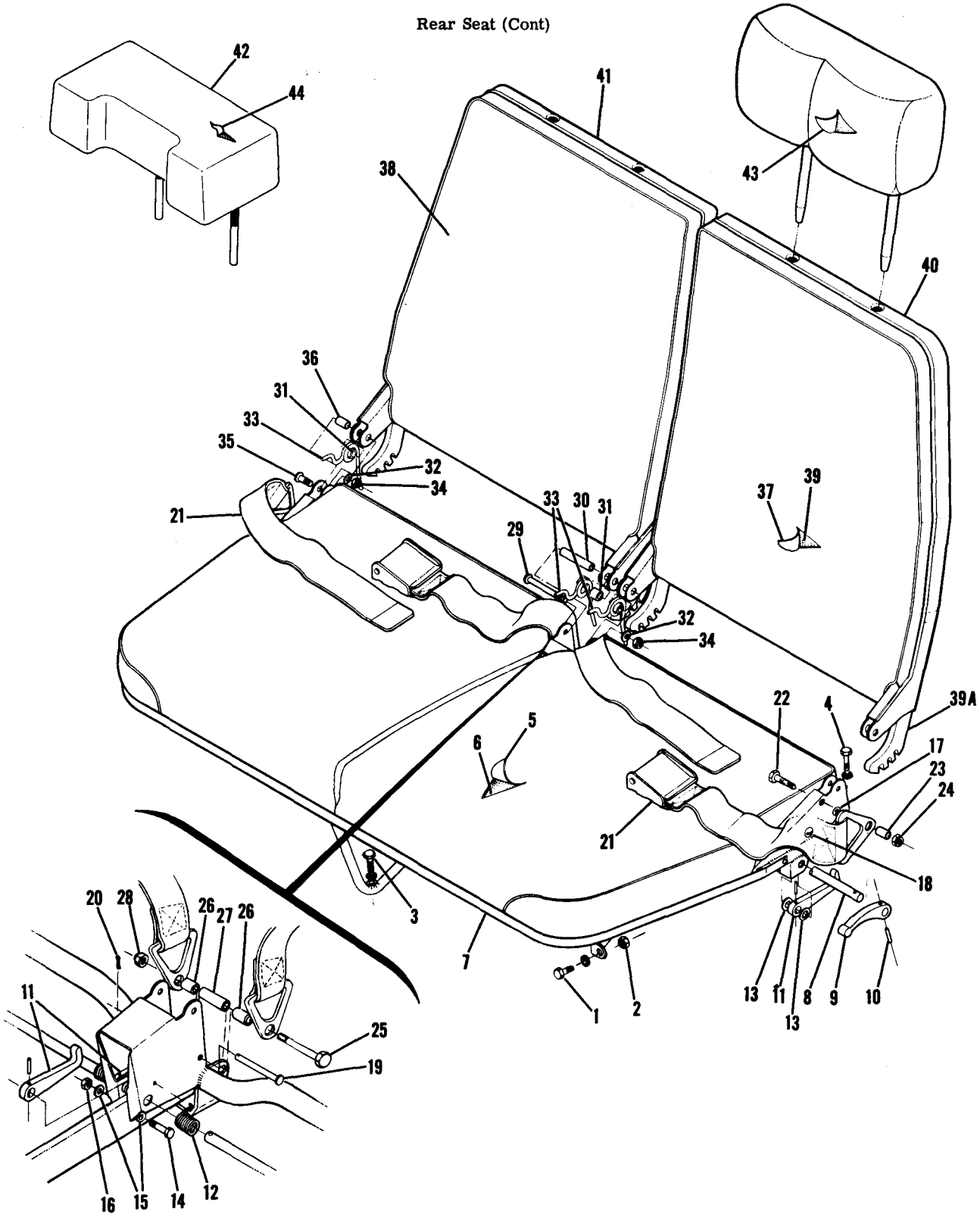


182 SERIAL 18253599 THRU 18254423

Figure 52. Rear Seat Installation

FIGURE AND INDEX NO.	PART NUMBER	DESCRIPTION	UNITS PER ASSY	USABLE ON CODE
52 -	0700659-2	SEAT INSTALLATION-REAR ----- SEAT ASSEMBLY-REAR ----- ATTACHING PARTS -----	NP 1	A
- 1	AN3-11A	BOLT -----	1	
- 2	AN4-4A	BOLT -----	3	
		*-----		
- 3	0700659-4	BOTTOM ASSEMBLY-REAR SEAT -----	1	
- 4	0700660-1	SKIRT -----	1	
		ATTACHING PARTS -----		
	S1021Z4-6	SCREW -----	11	
		*-----		
- 5	0700659-8	COVER ASSEMBLY BOTTOM -----	1	
- 6	0700659-6	BACK ASSEMBLY-REAR SEAT ----- ATTACHING PARTS -----	1	
- 7	AN4-13A	BOLT -----	2	
- 8	AN9600416L	WASHER -----	2	
- 9	NAS679A4	NUT -----	2	
		*-----		
-10	0711644-2	LATCH ASSEMBLY-REAR SEAT LH -----	1	
	0711644-3	LATCH ASSEMBLY-REAR SEAT RH -----	1	
-11	0511049	SPRING-LH -----	1	
	0511049-1	SPRING-RH -----	1	
-12	0711644-7	LATCH-TUBE -----	1	
-13	0700659-10	COVER ASSEMBLY-REAR SEAT BACK -----	1	
-14	S1060-14	SEAT BELT-REAR ----- ATTACHING PARTS -----	2	
-15	AN4-5A	BOLT -----	2	
-16	NAS679A4	NUT -----	3	
-17	NAS43HT4-20	SPACER -----	2	
-18	AN4-11A	BOLT -----	1	
-19	NAS43HT4-47	SPACER -----	1	
		*-----		
-20	1200103-5	SUPPORT-HEADREST -----	2	
-21	1200103-3	HEADREST-REAR LH -----	1	
-22	1200103-4	HEADREST-REAR RH -----	1	
-23	0700320-1	RETAINER-UPHOLSTERY -----	4	
A---182 SERIAL 18253599 THRU 18254423				

Rear Seat (Cont)



182 SERIAL 18254424 THRU 18260825

Figure 52A. Rear Seat Installation

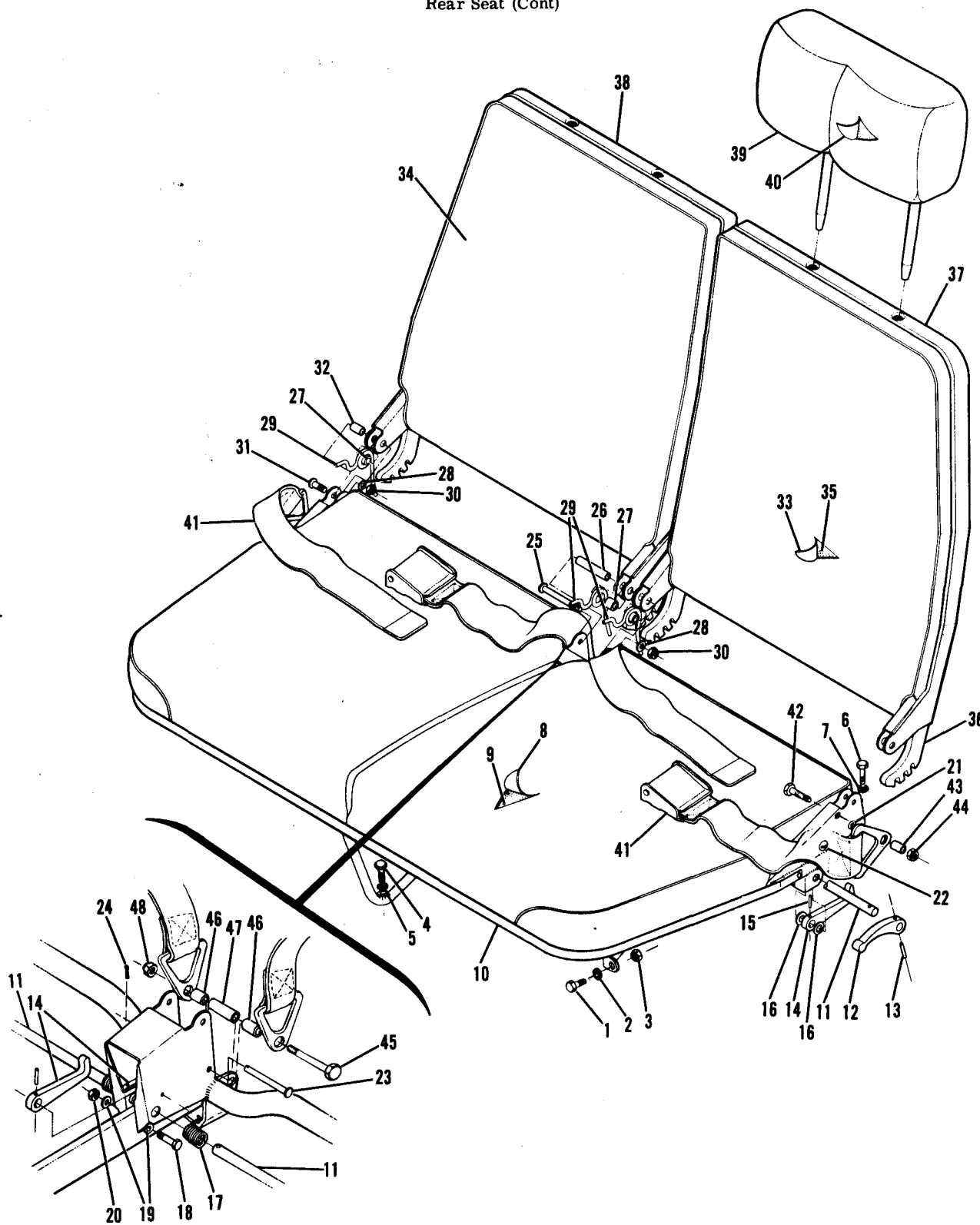
FIGURE AND INDEX NO.	PART NUMBER		DESCRIPTION	UNITS PER ASSY	USABLE ON CODE
52A-			SEAT INSTALLATION-REAR -----	NP	A
	0700678-7	#	BOTTOM ASSEMBLY-REAR SEAT -----	1	M
	0700678-27	#	BOTTOM ASSEMBLY-REAR SEAT -----	1	N
	0700678-30	#	BOTTOM ASSEMBLY-REAR SEAT -----	1	B
			ATTACHING PARTS		
- 1	AN4-5A		BOLT FRONT SIDE ATTACHMENTS -----	2	
- 2	NAS679A4		NUT FRONT SIDE ATTACHMENTS -----	2	
- 3	AN3-11		BOLT -----	1	
- 4	AN4-5		BOLT REAR SIDES & CENTER ATTACHMENTS -----	3	
			-----*		
- 5	0700678-8	#	COVER-REAR SEAT BOTTOM LH -----	1	P
	0700678-11	#	COVER-REAR SEAT BOTTOM RH -----	1	P
	0700678-37	#	COVER-REAR SEAT BOTTOM -----	1	B
- 6	1414200-10		CUSHION-REAR SEAT BOTTOM LH -----	1	M
	1414200-39		CUSHION-REAR SEAT BOTTOM LH -----	1	N
	0700678-33		CUSHION-REAR SEAT BOTTOM LH -----	1	B
	1414200-23		CUSHION-REAR SEAT BOTTOM RH -----	1	M
	1414200-40		CUSHION-REAR SEAT BOTTOM RH -----	1	N
	0700678-34		CUSHION-REAR SEAT BOTTOM RH -----	1	B
- 7	1414217-1		RETAINER-UPHOLSTERY -----	1	M
	0715017-1	□	RETAINER-UPHOLSTERY -----	1	L
			ATTACHING PARTS		
	S102174-6		SCREW -----	12	
			-----*		
- 8	1414211-24		TUBE-CONTROL -----	2	
			ATTACHING PARTS		
- 9	0710312-2		HANDLE -----	1	
-10	NAS561-P3-10		PIN -----	3	
-11	1414231-2		PAWL -----	2	
-12	1414107-1		SPRING-LH SHAFT ONLY -----	1	
	1414107-2		SPRING-RH SHAFT ONLY -----	1	
-13	AN960-416		WASHER -----	2	
			-----*		
-14	AN3-10A		BOLT -----	2	
-15	AN960-10L		WASHER -----	4	
-16	MS21044N3		NUT -----	2	
-17	AN507-832R14		SCREW -----	2	
	NAS679A08		NUT -----	2	
-18	AN23-15A		BOLT -----	2	
	MS21044N3		NUT -----	2	
-19	MS20392-2C71		PIN -----	1	
-20	MS24665-132		PIN-COTTER -----	1	
-21	S1060-14		SAFETY BELT-REAR SEAT -----	2	D
	S1060-1		SAFETY BELT-REAR SEAT -----	2	E
	S1618C1		SAFETY BELT-REAR SEAT BLUE -----	2	F
	S1618D1		SAFETY BELT-REAR SEAT TAN -----	2	F
	S1618F1		SAFETY BELT-REAR SEAT OLIVE -----	2	F
	S1618H1		SAFETY BELT-REAR SEAT CORAL -----	2	F
	S1618D1		SAFETY BELT-REAR SEAT TAN -----	2	G
	S1618J1		SAFETY BELT-REAR SEAT RED -----	2	G
	S1618K1		SAFETY BELT-REAR SEAT AVACADO -----	2	G
	S1618M1		SAFETY BELT-REAR SEAT BLUE -----	2	G
	S1746D1		SAFETY BELT-REAR SEAT TAN -----	2	H
	S1746J1		SAFETY BELT-REAR SEAT RED -----	2	H
	S1746M1		SAFETY BELT-REAR SEAT BLUE -----	2	H
	S1746K1		SAFETY BELT-REAR SEAT AVACADO -----	2	H
	S1746T1		SAFETY BELT-REAR SEAT MARIGOLD -----	2	N
	S1746V1		SAFETY BELT-REAR SEAT OLIVE -----	2	N
	S1746W1		SAFETY BELT-REAR SEAT BROWN -----	2	N
	S1746Y1		SAFETY BELT-REAR SEAT BLUE -----	2	N
	S1746W1	*	SAFETY BELT-REAR SEAT BROWN -----	2	B
	S1746H1	*	SAFETY BELT-REAR SEAT BLUE -----	2	B
	S1746F1	*	SAFETY BELT-REAR SEAT RED -----	2	B
	S1746G1	*	SAFETY BELT-REAR SEAT GREEN -----	2	B
	S1746B1	*	SAFETY BELT-REAR SEAT BLACK -----	2	B

CONTINUED ON NEXT PAGE

FIGURE AND INDEX NO.	PART NUMBER	DESCRIPTION							UNITS PER ASSY	USABLE ON CODE	
		1	2	3	4	5	6	7			
52A-	S2070W107	**	SAFETY BELT-REAR SEAT	BROWN	-----	-----	-----	-----	2	B	
	S2070H107	**	SAFETY BELT-REAR SEAT	BLUE	-----	-----	-----	-----	2	B	
	S2070F107	**	SAFETY BELT-REAR SEAT	RED	-----	-----	-----	-----	2	B	
	S2070G107	**	SAFETY BELT-REAR SEAT	GREEN	-----	-----	-----	-----	2	B	
	S2070B107	**	SAFETY BELT-REAR SEAT	BLACK	-----	-----	-----	-----	2	B	
			ATTACHING PARTS								
-22	AN4-12A		BOLT	ATTACH OUTBOARD BELT ENDS	-----	-----	-----	-----	2		
	NAS43HT4-32		SPACER	INSTALLED IN FRAME RECESS OUTBOARD	-----	-----	-----	-----	2		
-23	NAS43HT4-12		SPACER	THROUGH BELT STIRRUP	-----	-----	-----	-----	2		
-24	NAS679A4		NUT	INSTALLED ON OUTBOARD ATTACH POINT	-----	-----	-----	-----	2		
-25	AN4-23A		BOLT	ATTACH BOTH BELTS INBOARD	-----	-----	-----	-----	1		
-26	NAS43HT4-12		SPACER	THROUGH BELT STIRRUP	-----	-----	-----	-----	2		
-27	NAS43HT-80		SPACER	INSTALLED IN FRAME RECESS CENTER	-----	-----	-----	-----	1		
-28	NAS679A4		NUT	INSTALLED AT INBOARD ATTACH POINT	-----	-----	-----	-----	1		
			---*---								
	0700678-3	#	BACK ASSEMBLY-REAR SEAT	UPHOLSTERED LH	-----	-----	-----	-----	1	M	
	1414200-49	#	BACK ASSEMBLY-REAR SEAT	UPHOLSTERED LH	-----	-----	-----	-----	1	N	
	0700678-31	#	BACK ASSEMBLY-REAR SEAT	UPHOLSTERED LH	-----	-----	-----	-----	1	B	
	0700678-4	#	BACK ASSEMBLY-REAR SEAT	UPHOLSTERED RH	-----	-----	-----	-----	1	M	
	1414200-50	#	BACK ASSEMBLY-REAR SEAT	UPHOLSTERED RH	-----	-----	-----	-----	1	N	
	0700678-32	#	BACK ASSEMBLY-REAR SEAT	UPHOLSTERED RH	-----	-----	-----	-----	1	B	
			ATTACHING PARTS								
-29	AN3-24A		BOLT	-----	-----	-----	-----	-----	1		
-30	1414211-22		BUSHING	-----	-----	-----	-----	-----	1		
-31	0711668-1		BUSHING	-----	-----	-----	-----	-----	4		
-32	AN960-10L		WASHER	-----	-----	-----	-----	-----	3		
-33	0711667-1		SPRING	-----	-----	-----	-----	-----	4		
-34	MS21044N3		NUT	-----	-----	-----	-----	-----	3		
-35	AN3-10A		BOLT	-----	-----	-----	-----	-----	2		
-36	1414104-4		SPACER	-----	-----	-----	-----	-----	2		
			---*---								
-37	0700678-5	#	COVER-SEAT BACK	LH	-----	-----	-----	-----	1	M	
	1414200-21	#	COVER-SEAT BACK	LH	-----	-----	-----	-----	1	N	
	0700678-39	#	COVER-SEAT BACK	LH	-----	-----	-----	-----	1	B	
-38	0700678-6	#	COVER-SEAT BACK	RH	-----	-----	-----	-----	1	M	
	1414200-22	#	COVER-SEAT BACK	RH	-----	-----	-----	-----	1	N	
	0700678-44	#	COVER-SEAT BACK	RH	-----	-----	-----	-----	1	B	
-39	1414200-19		CUSHION-SEAT BACK	LH	-----	-----	-----	-----	1	P	
	0700678-43		CUSHION-SEAT BACK	LH	-----	-----	-----	-----	1	B	
	1414200-20		CUSHION-SEAT BACK	RH	-----	-----	-----	-----	1	P	
	0700678-38		CUSHION-SEAT BACK	RH	-----	-----	-----	-----	1	B	
-39A	1414230-2		CAM-SEAT BACK	RECLINE	-----	-----	-----	-----	2		
-40	1414215-19	□	TRIM ASSEMBLY-SEAT BACK	LH	-----	-----	-----	-----	1	K	
	0715004-1	□	TRIM ASSEMBLY-SEAT BACK	LH	-----	-----	-----	-----	1	H	
	0715016-1	□	TRIM ASSEMBLY-SEAT BACK	LH	-----	-----	-----	-----	1	L	
-41	1414215-20	□	TRIM ASSEMBLY-SEAT BACK	RH	-----	-----	-----	-----	1	K	
	0715004-2	□	TRIM ASSEMBLY-SEAT BACK	RH	-----	-----	-----	-----	1	H	
	0715016-2	□	TRIM ASSEMBLY-SEAT BACK	RH	-----	-----	-----	-----	1	L	
			ATTACHING PARTS								
	S1021A6-8C		SCREW	-----	-----	-----	-----	-----	8	M	
	S1021A4-6		SCREW	-----	-----	-----	-----	-----	5	L	
			---*---								
	1414251-1	#	HEADREST ASSEMBLY-SEAT BACK	-----	-----	-----	-----	-----	2	K	
	1714040-1	#	HEADREST ASSEMBLY	-----	-----	-----	-----	-----	2	H	
	1714040-5	#	HEADREST ASSEMBLY	SKYLANE ONLY	-----	-----	-----	-----	2	H	
-42	0514048-2	#	HEADREST ASSEMBLY	-----	-----	-----	-----	-----	2	L	
-43	1414252-6	#	COVER-HEADREST	-----	-----	-----	-----	-----	1	K	
	1714040-2	#	COVER-HEADREST	-----	-----	-----	-----	-----	1	H	
	1714040-6	#	COVER HEADREST	SKYLANE ONLY	-----	-----	-----	-----	1	H	
-44	0514048-10	#	COVER-HEADREST	-----	-----	-----	-----	-----	1	L	
			NOTE. #THIS PART MUST HAVE A SECOND DASH NUMBER ADDED TO DENOTE COLOR. REFER TO HOW TO ORDER UPHOLSTERED PARTS-PAGE XII.								
			NOTE. □THIS PART MUST HAVE A SECOND DASH NUMBER ADDED TO DENOTE COLOR. REFER TO HOW TO ORDER INTERIOR PARTS-PAGE XIII.								
			NOTE. *USED ON AIRCRAFT WITHOUT SHOULDER HARNESS								
			NOTE. **USED ON AIRCRAFT EQUIPPED WITH SHOULDER HARNESS. SEE FIG 56 FOR SHOULDER HARNESS.								
			CONTINUED ON NEXT PAGE								

FIGURE AND INDEX NO.	PART NUMBER	DESCRIPTION	UNITS PER ASSY	USABLE ON CODE
52A-		<p style="text-align: center;">1 2 3 4 5 6 7</p> <p>A---182 SERIAL 18254424 THRU 18260825 A182 SERIAL A182-0001 & ON</p> <p>B---182 SERIAL 18260446 THRU 18260825</p> <p>C---DELETED</p> <p>D---182 SERIAL 18254424 THRU 18255844</p> <p>E---182 SERIAL 18255845 THRU 18256684</p> <p>F---182 SERIAL 18256685 THRU 18257625 A182 SERIAL A182-0001 THRU A182-0056</p> <p>G---182 SERIAL 18257626 THRU 18258505 A182 SERIAL A182-0057 THRU A182-0096</p> <p>H---182 SERIAL 18258506 THRU 18260055 A182 SERIAL A182-0097 THRU A182-0116</p> <p>J---DELETED</p> <p>K---182 SERIAL 18254424 THRU 18258505 A182 SERIAL A182-0001 THRU A182-0096</p> <p>L---182 SERIAL 18260056 THRU 18260825 A182 SERIAL A182-0117 & ON</p> <p>M---182 SERIAL 18254424 THRU 18260055 A182 SERIAL A182-0001 THRU A182-0116</p> <p>N---182 SERIAL 18260056 THRU 18260445 A182 SERIAL A182-0117 & ON</p> <p>P---182 SERIAL 18254424 THRU 18260445 A182 SERIAL A182-0007 & ON</p>		

Rear Seat (Cont)



182 SERIAL 18260826 & ON

Figure 52B. Rear Seat Installation

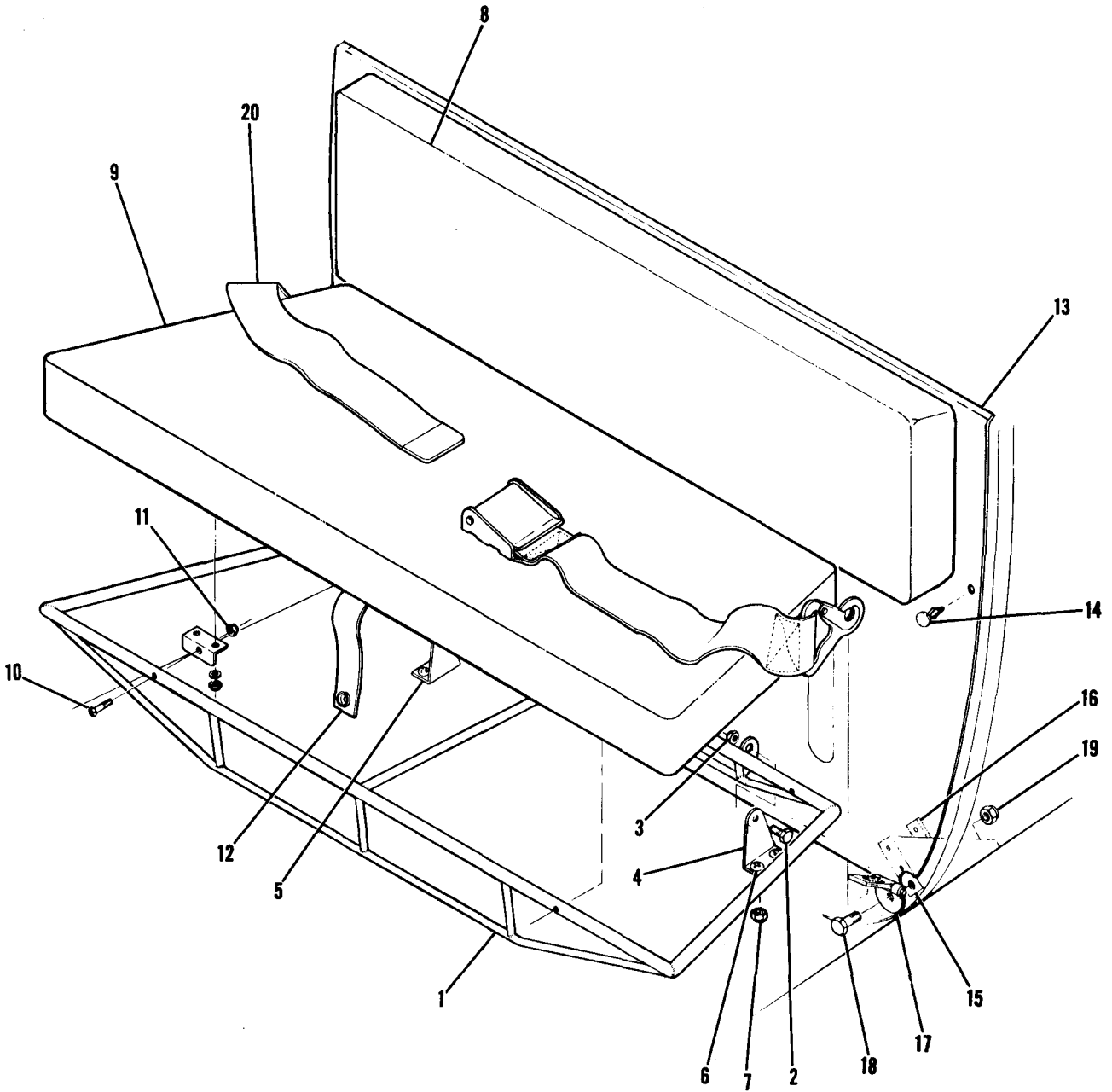
FIGURE AND INDEX NO.	PART NUMBER		DESCRIPTION	UNITS PER ASSY	USABLE ON CODE
		1 2 3 4 5 6 7			
52B-			SEAT INSTALLATION-REAR -----	NP	A
	0700678-49	#	BOTTOM ASSEMBLY-REAR SEAT -----	1	B
	0714009-2	#	BOTTOM ASSEMBLY-REAR SEAT -----	1	C
			ATTACHING PARTS		
- 1	AN4-5A		BOLT -----	2	
- 2	AN960-416L		WASHER -----	2	
- 3	NAS679A4		NUT -----	2	
- 4	AN3-11A		BOLT -----	1	
- 5	AN960-10L		WASHER -----	1	
- 6	AN4-5A		BOLT AFTSIDES & CENTER ATTACH -----	4	
- 7	S1450-4-10-064		WASHER AFT SIDES & CENTER ATTACH -----	4	
			-----*		
- 8	0700678-50	#	COVER ASSEMBLY-REAR SEAT BOTTOM -----	1	B
	0714009-5	#	COVER ASSEMBLY-REAR SEAT BOTTOM-LH -----	1	C
	0714009-6	#	COVER ASSEMBLY-REAR SEAT BOTTOM-RH -----	1	C
- 9	0700678-33		CUSHION-REAR SEAT BOTTOM LH -----	1	
	0700678-34		CUSHION-REAR SEAT BOTTOM RH -----	1	
-10	0715017-1		RETAINER -----	1	
			ATTACHING PARTS		
	S1021Z4-6		SCREW -----	7	
			-----*		
-11	1414211-24		TUBE-CONTROL -----	2	
-12	0710312-2		HANDLE -----	2	
			ATTACHING PARTS		
-13	NAS561C3-10		PIN -----	1	
			-----*		
-14	1414231-2		PAWL -----	4	
			ATTACHING PARTS		
-15	NAS561C3-10		PIN -----	1	
			-----*		
-16	AN960-416		WASHER -----	4	
-17	1414107-1		SPRING-LH -----	1	
	1414107-2		SPRING-RH -----	1	
-18	AN3-10A		BOLT -----	2	
-19	AN960-10L		WASHER -----	4	
-20	MS21044N3		NUT -----	2	
-21	AN507-832R14		SCREW -----	2	
	NAS679A08		NUT -----	2	
-22	AN23-15A		BOLT -----	2	
-23	MS20392-2C71		PIN -----	1	
-24	MS24665-132		PIN-COTTER -----	1	
	0700678-47	#	BACK ASSY-REAR SEAT UPHOLSTERED LH -----	1	B
	0714009-3	#	BACK ASSY-REAR SEAT UPHOLSTERED LH -----	1	C
	0700678-48	#	BACK ASSY-REAR SEAT UPHOLSTERED RH -----	1	B
	0714009-4	#	BACK ASSY-REAR SEAT UPHOLSTERED RH -----	1	C
			ATTACHING PARTS		
-25	AN3-24A		BOLT -----	1	
-26	1414211-22		BUSHING -----	1	
-27	0711668-1		BUSHING -----	4	
-28	AN960-10L		WASHER -----	3	
-29	0711667-1		SPRING -----	4	
-30	MS21044N3		NUT -----	3	
-31	AN3-10A		BOLT -----	2	
-32	1414104-4		BUSHING -----	2	
			-----*		
-33	0700678-51	#	COVER ASSEMBLY-SEAT BACK LH -----	1	B
	0714009-7	#	COVER ASSEMBLY-SEAT BACK LH -----	1	C
-34	0700678-52	#	COVER ASSEMBLY-SEAT BACK RH -----	1	B
	0714009-8	#	COVER ASSEMBLY-SEAT BACK RH -----	1	C
-35	0700678-43		CUSHION-SEAT BACK LH -----	1	
	0700678-38		CUSHION-SEAT BACK RH -----	1	
-36	1414230-2		CAM-SEAT BACK RECLINE -----	2	
-37	0715016-1	□	TRIM ASSEMBLY-SEAT BACK LH -----	1	
-38	0715016-2	□	TRIM ASSEMBLY-SEAT BACK RH -----	1	
			ATTACHING PARTS		
	S1021A4-6		SCREW -----	5	
			-----*		

CONTINUED ON NEXT PAGE

FIGURE AND INDEX NO.	PART NUMBER	DESCRIPTION							UNITS PER ASSY	USABLE ON CODE	
		1	2	3	4	5	6	7			
528-39	0514048-2	#	HEADREST ASSEMBLY -----							2	
-40	0514048-10	#	COVER-HEADREST -----							1	
-41	S1746W1	*	SAFETY BELT-REAR SEAT BROWN -----							2	B
	S1746L1	*	SAFETY BELT-REAR SEAT BLUE -----							2	B
	S1746C1	*	SAFETY BELT-REAR SEAT RED -----							2	B
	S1746A1	*	SAFETY BELT-REAR SEAT GREEN -----							2	B
	S1746B1	*	SAFETY BELT-REAR SEAT BLACK -----							2	B
	S2070W107	**	SAFETY BELT-REAR SEAT BROWN -----							2	B
	S2070L107	**	SAFETY BELT-REAR SEAT BLUE -----							2	B
	S2070C107	**	SAFETY BELT-REAR SEAT RED -----							2	B
	S2070A107	**	SAFETY BELT-REAR SEAT GREEN -----							2	B
	S2070B107	**	SAFETY BELT-REAR SEAT BLACK -----							2	B
	S1746W1	*	SAFETY BELT-REAR SEAT BROWN -----							2	C
	S1746U1	*	SAFETY BELT-REAR SEAT BLUE -----							2	C
	S1746Z1	*	SAFETY BELT-REAR SEAT RED -----							2	C
	S1746AA1	*	SAFETY BELT-REAR SEAT OLIVE -----							2	C
	S1746B1	*	SAFETY BELT-REAR SEAT BLACK -----							2	C
	S2070W107	**	SAFETY BELT-REAR SEAT BROWN -----							2	C
	S2070U107	**	SAFETY BELT-REAR SEAT BLUE -----							2	C
	S2070Z107	**	SAFETY BELT-REAR SEAT RED -----							2	C
	S2070AA107	**	SAFETY BELT-REAR SEAT OLIVE -----							2	C
	S2070B107	**	SAFETY BELT-REAR SEAT BLACK -----							2	C
			ATTACHING PARTS								
-42	AN4-12A		BOLT ATTACH OUTBD BELT ENDS -----							2	
	NAS43HT4-32		SPACER INSTALLED IN FRAME RECESS OUTBD -----							2	
-43	NAS43HT4-12		SPACER THROUGH BELT STIRRUP -----							2	
	AN960-416L		WASHER -----							2	C
-44	NAS679A4		NUT INSTALLED ON OUTBD ATTACH POINT -----							2	
-45	AN4-23A		BOLT ATTACH BOTH BELTS INBD -----							1	
-46	NAS43HT4-12		SPACER THROUGH BELT STIRRUP -----							2	
-47	NAS43HT4-88		SPACER INSTALLED IN FRAME RECESS CENTER -----							1	B
	NAS43HT4-80		SPACER INSTALLED IN FRAME RECESS CENTER -----							1	C
-48	NAS679A4		NUT INSTALLED AT INBD ATTACH POINT -----							1	
			-----*								
			NOTE. #THIS PART MUST HAVE A SECOND DASH NUMBER ADDED TO DENOTE COLOR. REFER TO HOW TO ORDER UPHOLSTERED PARTS-PAGE XII.								
			NOTE. □THIS PART MUST HAVE A SECOND DASH NUMBER ADDED TO DENOTE COLOR. REFER TO HOW TO ORDER INTERIOR PARTS-PAGE XIII.								
			NOTE. *USED ON AIRCRAFT WITHOUT SHOULDER HARNESS.								
			NOTE. **USED ON AIRCRAFT EQUIPPED WITH SHOULDER HARNESS. SEE FIG 56 FOR SHOULDER HARNESS.								
			A---182 SERIAL 18260826 & ON								
			B---182 SERIAL 18260826 THRU 18261425								
			C---182 SERIAL 18261426 & ON								

This page intentionally left blank.

Seat (Cont)



182 SERIAL 18254424 THRU 18260055

Figure 52C. Auxiliary Seat Installation

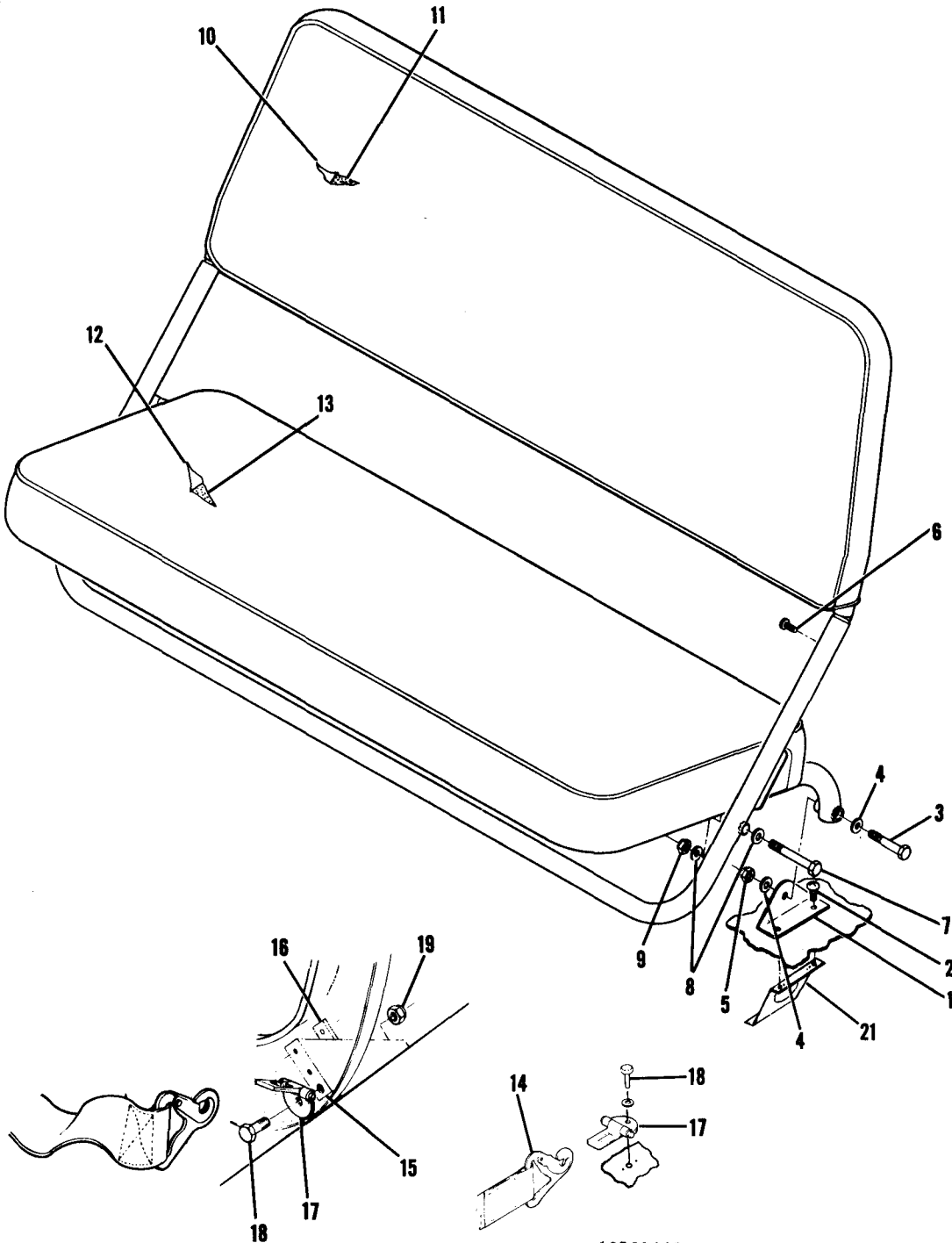
FIGURE AND INDEX NO.	PART NUMBER	DESCRIPTION	UNITS PER ASSY	USABLE ON CODE
52C-		AUXILIARY SEAT INSTALLATION -----	NP	A
- 1	0711097-2	FRAME ASSEMBLY -----	1	
		ATTACHING PARTS -----		
- 2	AN3-4A	BOLT -----	2	
- 3	MS21044N3	NUT -----	2	
		-----*		
- 4	0711663-5	HINGE-FLOOR FITTING LH -----	1	
- 5	0711663-6	HINGE-FLOOR FITTING RH -----	1	
		ATTACHING PARTS -----		
- 6	AN515-8R7	SCREW -----	2	
- 7	NAS679A08	NUT -----	2	
		-----*		
- 8	0711080-1	# BACKREST ASSEMBLY -----	1	
	AN227-7	SOCKET -----	5	
	AN227-6	BUTTON -----	5	
- 9	0711097-4	# CUSHION ASSEMBLY -----	1	
		ATTACHING PARTS -----		
-10	AN515-8R14	SCREW -----	4	
-11	NAS679A08	NUT -----	4	
		-----*		
-12	0711097-21	STRAP ASSEMBLY -----	1	
-13	0711663-2	□ PANEL ASSEMBLY-STA. 110.00 -----	1	
		ATTACHING PARTS -----		
-14	49265-F-938	STUD -----	9	
		-----*		
-15	0711663-7	SUPPORT-SEAT BELT -----	2	
-16	0711663-8	SPACER-SUPPORT -----	2	
-17	0711083-1	LATCH ASSEMBLY -----	2	
		ATTACHING PARTS -----		
-18	AN4-6A	BOLT -----	1	
-19	NAS679A4	NUT -----	1	
		-----*		
-20	S1243-6	BELT ASSEMBLY-SAFETY -----	1	B
	S1243-3	BELT ASSEMBLY-SAFETY -----	1	C
	S1620C1	BELT ASSEMBLY-SAFETY BLUE -----	1	D
	S1620D1	BELT ASSEMBLY-SAFETY TAN -----	1	D
	S1620F1	BELT ASSEMBLY-SAFETY OLIVE -----	1	D
	S1620H1	BELT ASSEMBLY-SAFETY CORAL -----	1	D
	S1620D1	BELT ASSEMBLY-SAFETY TAN -----	1	E
	S1620J1	BELT ASSEMBLY-SAFETY RED -----	1	E
	S1620K1	BELT ASSEMBLY-SAFETY AVACADO -----	1	E
	S1620M1	BELT ASSEMBLY-SAFETY BLUE -----	1	E
	S1746D5	BELT ASSEMBLY-SAFETY TAN -----	1	F
	S1746J5	BELT ASSEMBLY-SAFETY RED -----	1	F
	S1746K5	BELT ASSEMBLY-SAFETY AVACADO -----	1	F
	S1746M5	BELT ASSEMBLY-SAFETY BLUE -----	1	F

NOTE. #THIS PART MUST HAVE A SECOND DASH NUMBER ADDED TO DENOTE COLOR. REFER TO HOW TO ORDER UPHOLSTERED PARTS-PAGE XII.

NOTE. □THIS PART MUST HAVE A SECOND DASH NUMBER ADDED TO DENOTE COLOR. REFER TO HOW TO ORDER INTERIOR PARTS-PAGE XIII.

- A---182 SERIAL 18254424 THRU 18260055
A182 SERIAL A182-0001 THRU A182-0116
- B---182 SERIAL 18254424 THRU 18255844
- C---182 SERIAL 18255845 THRU 18256684
- D---182 SERIAL 18256685 THRU 18257625
A182 SERIAL A182-0001 THRU A182-0056
- E---182 SERIAL 18257626 THRU 18258505
A182 SERIAL A182-0057 THRU A182-0096
- F---182 SERIAL 18258506 THRU 18260055
A182 SERIAL A182-0097 THRU A182-0116

Seat (Cont)



18260056 THRU 18260445

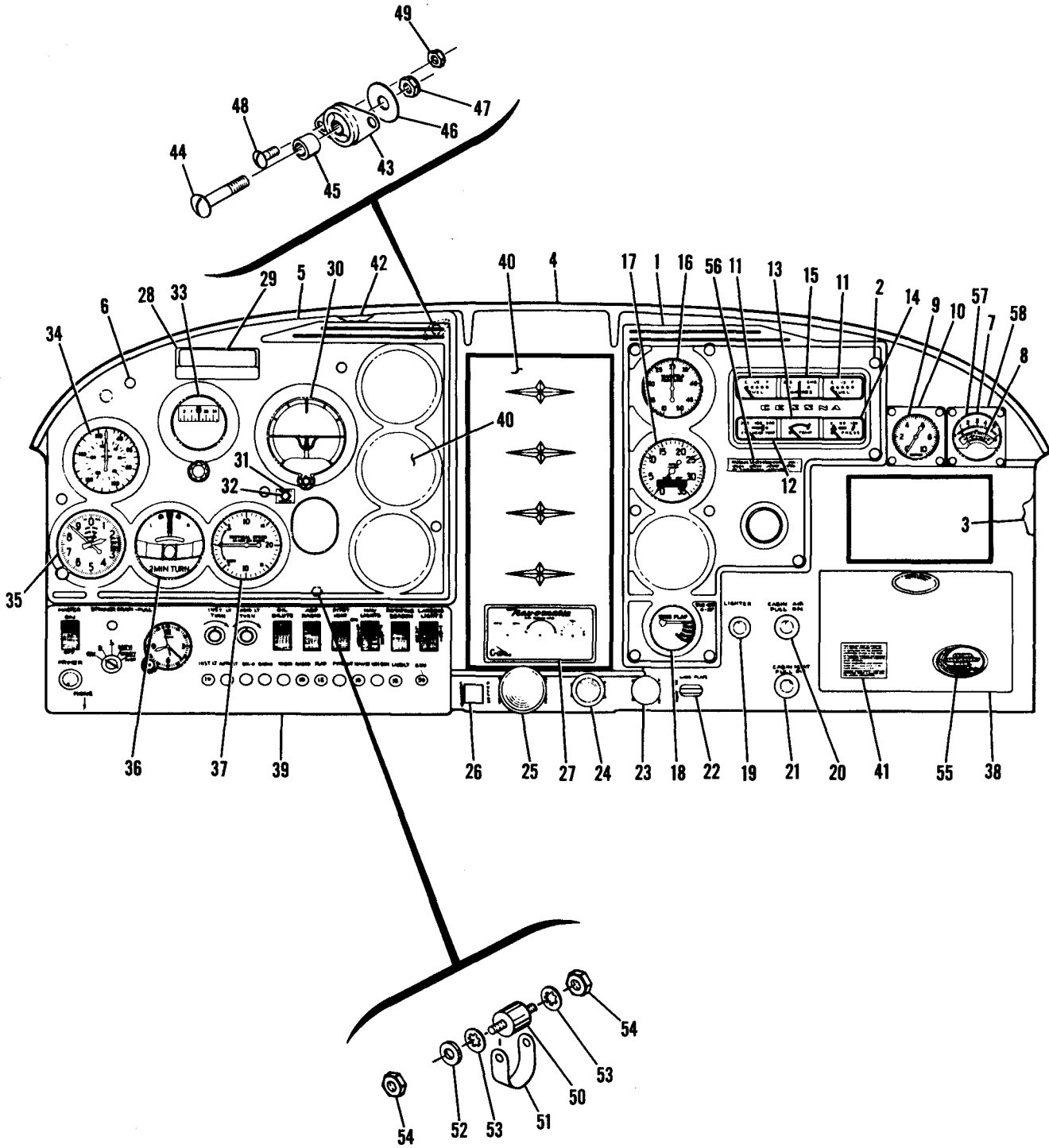
18260446 & ON

182 SERIAL 18260056 & ON

Figure 52D. Auxiliary Seat Installation

FIGURE AND INDEX NO.	PART NUMBER	DESCRIPTION	UNITS PER ASSY	USABLE ON CODE
		1 2 3 4 5 6 7		
52D-		AUXILIARY SEAT INSTALLATION -----	NP	A
	0515002-1	SEAT ASSEMBLY-AUXILIARY -----	1	A
	0515002-11	SEAT ASSEMBLY-AUXILIARY -----	1	B
		ATTACHING PARTS		
- 1	C514042-1	BRACKET-SEAT MOUNTING -----	2	
- 2	AN515-8R8	SCREW -----	4	
- 3	AN4-13A	BOLT -----	2	
- 4	AN960-416	WASHER -----	4	
- 5	NAS679A4	NUT -----	2	
		---*---		
- 6	S102128-8C	SCREW -----	2	
- 7	AN4-17A	BOLT -----	2	
- 8	AN960-416	WASHER -----	4	
- 9	NAS679A4	NUT -----	2	
-10	0515002-4	# COVER ASSY-SEAT BACK -----	1	
-11	0515002-9	# CUSHION-SEAT BACK -----	1	
-12	0515002-6	# COVER ASSY-SEAT BOTTOM -----	1	
-13	0515002-10	DIAPHRAGM-SEAT -----	1	
-14	S1746T5	BELT ASSY-SAFETY MARIGOLD -----	1	A
	S1746V5	BELT ASSY-SAFETY OLIVE -----	1	A
	S1746W5	BELT ASSY-SAFETY BROWN -----	1	
	S1746Y5	BELT ASSY-SAFETY BLUE -----	1	A
	S1746H5	BELT ASSY-SAFETY BLUE -----	1	B
	S1746F5	BELT ASSY-SAFETY RED -----	1	B
	S1746G5	BELT ASSY-SAFETY GREEN -----	1	B
	S1746B5	BELT ASSY-SAFETY BLACK -----	1	B
-15	0711663-7	SUPPORT-SEAT BELT -----	2	A
-16	0711663-8	SPACER-SUPPORT -----	2	A
-17	0711083-1	LATCH ASSEMBLY -----	2	
		ATTACHING PARTS		
-18	AN4-6A	BOLT -----	1	
-19	NAS679A4	NUT -----	1	A
-20	AN960-416	WASHER -----	1	A
		---*---		
-21	0711775-1	REINFORCEMENT ASSY -----	2	
	NAS679A08K	NUTPLATE -----	2	
<p>NOTE. #THIS PART MUST HAVE A SECOND DASH NUMBER ADDED TO DENOTE COLOR. REFER TO HOW TO ORDER UPHOLSTERED PARTS-PAGE XII.</p> <p>A---182 SERIAL 18260056 THRU 18260445 A182 SERIAL A182-0117 & ON B---182 SERIAL 18260446 & ON</p>				

Instruments



182 SERIAL 18253599 THRU 18255844

Figure 53. Instrument Panel Equipment Installation

FIGURE AND INDEX NO.	PART NUMBER	DESCRIPTION	UNITS PER ASSY	USABLE ON CODE
		1 2 3 4 5 6 7		
53 -		INSTRUMENT PANEL EQUIPMENT INSTALLATION -----	NP	H
- 1	0713698-1-418	ESCUTCHEON-INSTRUMENT PANEL -----	1	
		ATTACHING PARTS -----		
- 2	XX49319K1110	STUD TMT -----	9	
		-----*		
- 3	0713695-1-418	COVER-STATIONARY PANEL LOWER -----	1	
- 4	0713695-2	COVER-STATIONARY PANEL UPPER -----	1	C
	0713695-3	COVER-STATIONARY PANEL UPPER -----	1	D
- 5	0713696-2 *	COVER-SHOCK PANEL -----	1	E
	0713696-6 *	COVER-SHOCK PANEL -----	1	F
		ATTACHING PARTS -----		
- 6	XX49804K2215	STUD TMT -----	4	
		-----*		
- 7	S1311N1	GAGE-CARBURETOR AIR TEMPERATURE -----	1	
		ATTACHING PARTS -----		
	AN507B632R12	SCREW -----	4	
	MS20365B632C	NUT -----	4	
		-----*		
- 8	0713209-1	PLACARD-CARBURETOR AIR TEMPERATURE INDICATOR -----	1	
- 9	S1414N1	GAGE-SUCTION -----	1	
		ATTACHING PARTS -----		
	AN507B632R12	SCREW -----	4	
	MS20365B632C	NUT -----	4	
		-----*		
-10	0713208-1	ESCUTCHEON -----	2	
	0713602-2	INSTRUMENT CLUSTER WHEN EXHAUSTED USE 1213505-1 -----	1	E
	1213505-1	INSTRUMENT CLUSTER WHEN EXHAUSTED USE C669502-0101 -----	1	F
		ATTACHING PARTS -----		
	NAS43HT3-64	SPACER USED WITH 1213505-1 -----	2	
	NAS430D3-64	SPACER USED WITH C669502-0101 -----	2	
	AN507B832R24	SCREW -----	2	
	AN340B8	NUT -----	2	
		-----*		
-11	0713602-5	GAGE-FUEL -----	2	E
	G441304	GAGE-FUEL SW -----	2	F
-12	0713602-6	GAGE-CYLINDER HEAD TEMPERATURE -----	1	C
	0713602-200 #	GAGE-MATCHED SET CYL HEAD TEMP. -----	1	G
	1213505-200	GAGE-MATCHED SET CYL HEAD TEMP. WHEN -----	1	F
		EXHAUSTED USE G442702 -----		
	G442702	GAGE-CYLINDER HEAD TEMP SW -----	1	F
-13	0713602-7	GAGE-OIL TEMP WHEN EXHAUSTED USE G442697 -----	1	E
	G442697	GAGE-OIL TEMP SW -----	1	F
-14	0713602-8	GAGE-OIL PRESSURE -----	1	E
	G444627	GAGE-OIL PRESSURE SW -----	1	F
-15	0713602-9	AMMETER -----	1	E
	G440404	AMMETER -----	1	F
	S1372-1	SENDING UNIT-CYLINDER HEAD TEMP USED WITH G442702 -----	1	F
	811542	POTENTIOMETER SW -----	1	F
-16	S1301N1	GAGE-MANIFOLD PRESSURE -----	1	
		ATTACHING PARTS -----		
	AN507B632R12	SCREW -----	4	
	AN936B6B	WASHER -----	AR	
	AN340B6	NUT -----	4	
		-----*		
-17	S1305N8	TACHOMETER -----	1	
		ATTACHING PARTS -----		
	AN507B632R12	SCREW -----	4	
	AN936B6B	WASHER -----	AR	
	AN340B6	NUT -----	4	
		-----*		
-18	S1363-2	SHAFT-TACHOMETER -----	1	
	C668001-0101 **	INDICATOR-FLAP -----	1	
	S1318-2	MOUNTING STRAP-INDICATOR -----	1	
		ATTACHING PARTS -----		
	AN507B632R12	SCREW -----	4	
	AN936B6B	WASHER -----	AR	
	AN340B6	NUT -----	4	
		-----*		
-19	0513039-7	LIGHTER ASSEMBLY-CIGAR CUNO -----	1	
	L4858-1	PLUG-HEATING CUNO -----	1	
	S1240-6	KNOB ASSEMBLY-CIGAR LIGHTER -----	1	
	60232-1	CIRCUIT BREAKER-CIGAR LIGHTER CUNO -----	1	
-20	S1241-4	CONTROL ASSEMBLY-CABIN AIR -----	1	
-21	S1241-3	CONTROL ASSEMBLY-CABIN HEAT -----	1	

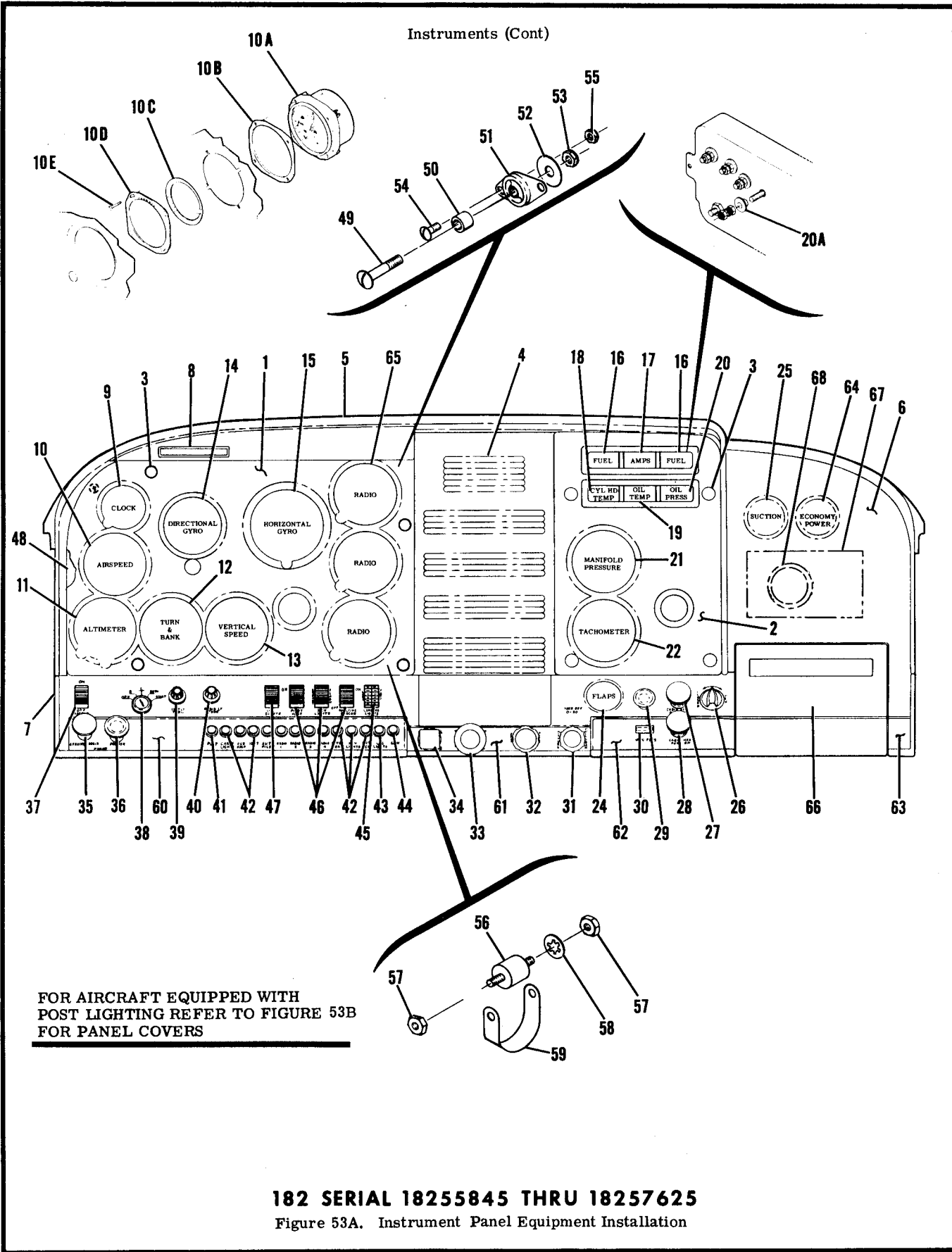
CONTINUED ON NEXT PAGE

FIGURE AND INDEX NO.	PART NUMBER	DESCRIPTION	UNITS PER ASSY	USABLE ON CODE
53 -22	0760632-1	SWITCH-ELECTRIC FLAP -----	1	
	0813526-6	KNOB-FLAP SWITCH -----	1	
-23	S1234-2	CONTROL ASSEMBLY-MIXTURE -----	1	
-24	S1223-3	CONTROL ASSEMBLY-PROPELLER -----	1	
-25	S1222-6	CONTROL ASSEMBLY-THROTTLE -----	1	
-26	S1230-3	CONTROL ASSEMBLY-CARBURETOR HEAT -----	1	
-27	0713721-1	FACEPLATE & BRACKET ASSEMBLY -----	1	A
		ATTACHING PARTS		
	S1021Z6-8	SCREW -----	2	
	NAS446-2-3	NUT -----	2	
		-----*		
	0770648-1	FACEPLATE-NAVOMATIC FLIGHT CONTROLLER -----	1	A
	0713720-1	AMPLIFIER BRACKET -----	1	B
	0770648-2	FACEPLATE-NAVOMATIC -----	1	B
-28	0813569-2	RETAINER ASSEMBLY-COMPASS CARD -----	1	
		ATTACHING PARTS		
	S1021Z4-12	SCREW -----	2	
	NAS43DD1-18	SPACER -----	2	
		-----*		
-29	C713028-8	CORRECTION CARD-COMPASS -----	1	
	0713028-3	CARD COVER-CORRECTION -----	1	
-30	S1309N1	INDICATOR-GYRO HORIZON REMFD WHEN EXHAUSTED -----	1	
		SEE FIG 86A		
	S1473N1	INDICATOR-GYRO HORIZON ALT WHEN EXHAUSTED -----	1	
		SEE FIG 86A		
	S1326N1	GYRO HORIZON INSTALLATION -----	NP	
		INDICATOR-GYRO HORIZON-PICTORIAL TYPE 34B -----	1	
		WITH VACUUM WARNING LIGHTS WHEN EXHAUSTED		
		SEE FIG 86A		
	S1429N1	INDICATOR-GYRO HORIZON-PICTORIAL TYPE 34B -----	1	
		WITHOUT VACUUM WARNING LIGHTS-USE WITH SUCTION GAGE		
		WHEN EXHAUSTED SEE FIG 86A		
		ATTACHING PARTS		
	AN507B1032R16	SCREW -----	4	
		-----*		
	330R	BULB -----	1	
-31	S1284-1	SWITCH -----	1	
-32	0713705-2	PLACARD-VACUUM LIGHTS TEST -----	1	**
-33	S1316N1	INDICATOR-DIRECTIONAL GYRO REMFD WHEN EXHAUSTED -----	1	
		SEE FIG 86A		
	S1476N1	INDICATOR-DIRECTIONAL GYRO ALT WHEN EXHAUSTED -----	1	
		SEE FIG 86A		
	S1327N1	INDICATOR-DIRECTIONAL GYRO-PICTORIAL TYPE 34B USED --	1	
		WITH VACUUM WARNING LIGHTS WHEN EXHAUSTED SEE FIG 86A		
		ATTACHING PARTS		
	AN507B632R16	SCREW -----	4	
	NAS43HT1-23	SPACER -----	4	
		-----*		
-34	S1324N4	INDICATOR-AIRSPPEED -----	1	
	S1470N4	INDICATOR-AIRSPPEED ALTERNATE -----	1	
	S1387N	AIRSPPEED INDICATOR-KILOMETERS & MPH -----	1	
		ATTACHING PARTS		
	AN507B632R12	SCREW -----	4	
	AN936B6B	WASHER -----	AR	
	AN340B6	NUT -----	4	
		-----*		
-35	S1314N1	ALTIMETER-20,000 FT FOR VFR APPLICATIONS ONLY -----	1	
		WHEN EXHAUSTED USE C661011-0105		
	S1313N1	ALTIMETER-FEET & INCHES FOR VFR APPLICATIONS ONLY -----	1	
		WHEN EXHAUSTED USE C661011-0105		
	C661011-0101	ALTIMETER-FEET & INCHES -----	1	
	S1384N1	ALTIMETER-METERS & MILIBARS -----	1	
		ATTACHING PARTS		
	AN507B632R12	SCREW -----	4	
	AN936B6B	WASHER -----	AR	
	AN340B6	NUT -----	4	
		-----*		
-36	S1302N1	INDICATOR-TURN & BANK -----	1	
	S1413N1	INDICATOR-TURN & BANK ALTERNATE -----	1	
		ATTACHING PARTS		
	AN507B632R12	SCREW -----	4	
	AN936B6B	WASHER -----	AR	
	AN340B6	NUT -----	4	
		-----*		

CONTINUED ON NEXT PAGE

FIGURE AND INDEX NO.	PART NUMBER	DESCRIPTION	UNITS PER ASSY	USABLE ON CODE
		1 2 3 4 5 6 7		
53 -37	S1392N1 CM2647N1	INDICATOR-VERTICAL SPEED ----- INDICATOR-VERTICAL SPEED 10 METERS PER MIN. ----- ATTACHING PARTS -----	1 1	
	AN5078632R12	SCREW -----	4	
	AN960-10L	WASHER -----	AR	
	AN340B6	NUT -----	4	
		*-----		
-38	SEE FIG 55	MAP COMPARTMENT INSTALLATION -----	1	
-39	SEE FIG 54	SWITCH PANEL INSTALLATION -----	1	
-40		RADIO INSTALLATIONS SEE CESSNA ELECTRONICS MANUAL -----	NP	
-41	0713207-4	PLACARD-OPERATIONAL LIMITATIONS -----	1	
-42	0713621-2	PANEL-SHOCK -----	1	E F
	0713621-3	PANEL-SHOCK ----- ATTACHING PARTS -----	1	
-43	102PDLN-4	SHOCK MOUNT LO -----	2	
-44	AN51588R20	SCREW -----	2	
-45	NAS43DD3-14	SPACER -----	2	
-46	J2049-1D	WASHER LO -----	2	
-47	MS203658832C	NUT -----	2	
-48	AN51586R6	SCREW -----	4	
-49	MS203658632C	NUT -----	4	
-50	0411059-3	SHOCK MOUNT -----	3	
-51	0413247	GROUND STRAP -----	3	
-52	S355	SPACER -----	3	
-53	AN936A8	WASHER -----	6	
-54	AN340B8	NUT -----	6	
		*-----		
-55	0713724-1	MEDALLION -----	1	C
-56	0700319-13	PLACARD-WINTERIZATION -----	1	
		ECONOMY POWER INDICATOR INSTALLATION -----	NP	
-57	C668501-0101	INDICATOR-ECONOMY POWER -----	1	
-58	0713208-1	PROBE WHEN EXHAUSTED USE C668501-0110 -----	1	
		ATTACHING PARTS -----		
	AN5078632R12	SCREW -----	4	
	MS203658632C	NUT -----	4	
		*-----		
	C668501-0102	PROBE WHEN EXHAUSTED USE C668501-0110 -----	1	
	C668501-0110	PROBE -----	1	
	AN515-4R4	SCREW -----	2	
	C668501-0103	LEAD-THERMOCOUPLE WHEN EXHAUSTED USE C668501-0104 -----	1	
	C668501-0104	LEAD-THERMOCOUPLE -----	1	
		NOTE. *WHEN ORDERING COVER PANEL FOR AIRCRAFT EQUIPPED WITH VACUUM TEST SWITCH, ALSO ORDER PART MARKED **.		
		NOTE. #1213505-200 CONSISTS OF GAGE SENDING UNIT & POTENTIOMETER		
		NOTE. **WHEN INITIALLY ORDERING THIS PART ALSO ORDER C590501-0101 TRANSMITTER.		
		A---182 SERIAL 18253599 THRU 18253790		
		B---182 SERIAL 18253791 THRU 18254423		
		C---182 SERIAL 18253599 THRU 18254423		
		D---182 SERIAL 18254424 THRU 18255844		
		E---182 SERIAL 18253599 THRU 18255058		
		F---182 SERIAL 18255059 THRU 18255844		
		G---182 SERIAL 18254424 THRU 18255058		
		H---182 SERIAL 18253599 THRU 18255844		

Instruments (Cont)



FOR AIRCRAFT EQUIPPED WITH
POST LIGHTING REFER TO FIGURE 53B
FOR PANEL COVERS

182 SERIAL 18255845 THRU 18257625

Figure 53A. Instrument Panel Equipment Installation



FIGURE AND INDEX NO.	PART NUMBER	DESCRIPTION	UNITS PER ASSY	USABLE ON CODE		
					1	2
53A-		INSTRUMENT PANEL EQUIPMENT INSTALLATION -----	NP	A		
- 1	0713792-1	COVER-SHOCK PANEL -----	1			
	0713792-3	COVER-SHOCK PANEL USED WITH NAV-O-MATIC 400 -----	1			
	0713792-7	COVER-SHOCK PANEL USED WITH NAV-O-MATIC 300 -----	1			
- 2	0713792-2	COVER-ENGINE INSTRUMENTS -----	1			
		ATTACHING PARTS -----				
- 3	S1898-1	FASTENER -----	4			
	NAS43DD4-16	SPACER -----	4			
		-----*				
- 4	0713793-1	COVER-RADIO -----	1			
		ATTACHING PARTS -----				
	S102176-8B	SCREW -----	4			
		-----*				
- 5	0713791-3	COVER-BROW -----	1			
		ATTACHING PARTS -----				
	0713815-1	RETAINER -----	1			
	S106781	WASHER -----	11			
	S1023A6-12B	SCREW -----	11			
	NAS43DD1-12	SPACER -----	AR			
		-----*				
- 6	0713794-1	COVER-STATIONARY PANEL UPPER -----	1			
- 7	0713791-2	COVER-STATIONARY PANEL LOWER -----	1			
		ATTACHING PARTS -----				
	S1021A6-6B	SCREW -----	8			
		-----*				
- 8	0713820-1	RETAINER-CALL LETTERS -----	1			
		ATTACHING PARTS -----				
	S1022Z6-10B	SCREW -----	2			
	NAS446-2-1	NUT -----	2			
		-----*				
- 9	S1317N1	CLOCK-ELECTRIC -----	1			
-10	S1470N4	INDICATOR-AIRSPPEED -----	1			
		TRUE AIRSPPEED INDICATOR INSTALLATION -----	NP	E		
-10A	C661010-0202	INDICATOR-AIRSPPEED -----	1			
-10B	0700162-6	SPACER -----	1			
-10C	0700163-3	RING ASSEMBLY-TRUE AIRSPPEED -----	1			
-10D	0700162-1	RETAINER ASSEMBLY -----	1			
		ATTACHING PARTS -----				
-10E	AN515B6R16	SCREW -----	4			
		-----*				
-11	S1314N1	ALTIMETER FOR VFR APPLICATIONS ONLY -----	1	F		
		WHEN EXHAUSTED USE C661011-0105 -----				
	S1313N1	ALTIMETER-FEET & INCHES FOR VFR APPLICATIONS ONLY -----	1	F		
		WHEN EXHAUSTED USE C661011-0105 -----				
	C661011-0105	ALTIMETER-FEET & INCHES -----	1	G		
	C661011-0106	ALTIMETER-FEET & MILIBARS -----	1	G		
-12	S1302N1	INDICATOR-TURN & BANK -----	1			
	S1413N1	INDICATOR-TURN & BANK ALTERNATE -----	1			
-13	S1392N2	INDICATOR-VERTICAL SPEED -----	1			
	S1392N1	INDICATOR-VERTICAL SPEED ALTERNATE -----	1			
-14	C661002-0101	GYRO-DIRECTIONAL WHEN EXHAUSTED SEE FIG 86A -----	1			
-15	C661001-0101	GYRO-HORIZON WHEN EXHAUSTED SEE FIG 86A -----	1			
	C669502-0201	INSTRUMENT CLUSTER-LIGHTED -----	1			
		ATTACHING PARTS -----				
	AN5078832R24	SCREW -----	2			
	NAS43HT3-64	SPACER USE WITH C669502-0103 -----	2			
	NAS430D3-64	SPACER USE WITH C669502-0101 -----	1			
	AN340B8	NUT -----	2			
		-----*				
-16	G441304	GAGE-FUEL SW -----	2			
-17	G440404	AMMETER SW -----	1			
-18	1213505-200	GAGE-CYLINDER HEAD TEMP MATCHED SET WHEN EXHAUSTED- USE G442702 -----	1			
	G442702	GAGE-CYLINDER HEAD TEMP SW -----	1			
-19	442785	GAGE-OIL TEMP SW -----	1			
-20	G444627	GAGE-OIL PRESSURE -----	1			
	2182D-R	BULB GE -----	6			
-20A	401627	WASHER-INSULATOR SW -----	2			
	S1372-1	SENDING UNIT-CYLINDER HEAD TEMP USED WITH G442702 -----	1			
	811542	POTENTIOMETER SW -----	1			
-21	S1301N1	GAGE-MANIFOLD PRESSURE -----	1			
	0700099-7	LINE ASSEMBLY-MANIFOLD PRESSURE WHEN EXHAUSTED -----	1			
		USE 0700099-84 -----				
	0700099-84	LINE ASSEMBLY-MANIFOLD PRESSURE -----	1			
	AN816-2D	NIPPLE -----	1			

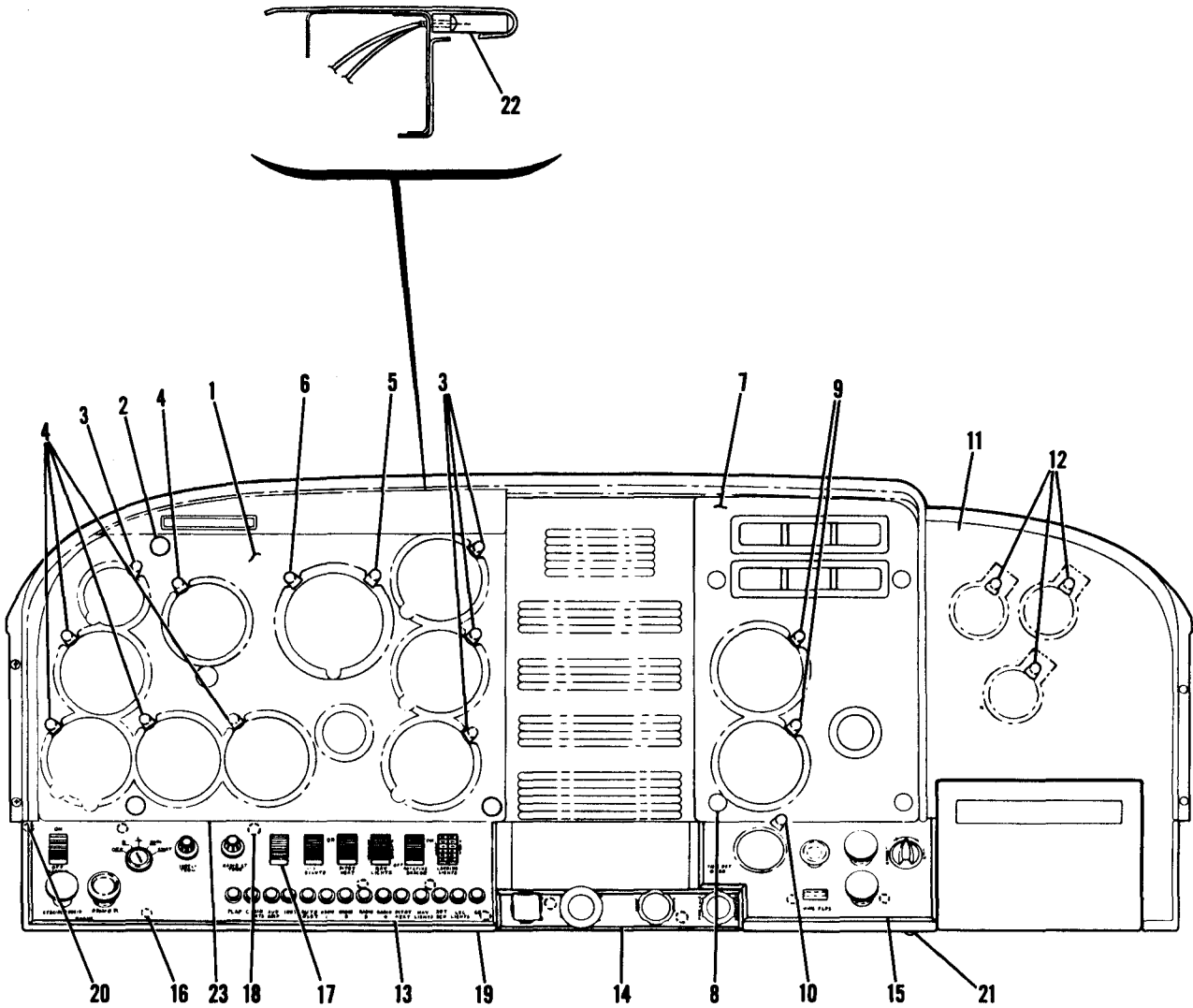
CONTINUED ON NEXT PAGE

FIGURE AND INDEX NO.	PART NUMBER	DESCRIPTION	UNITS PER ASSY	USABLE ON CODE		
					1	2
53A-22	S1305N8	TACHOMETER -----	1			
	S1605-2	SHAFT-TACHOMETER -----	1			
-23	AN515B6R12	SCREW -----	AR			
	AN936B68	WASHER -----	AR			
-24	C668001-0101 **	INDICATOR-FLAP -----	1			
		ATTACHING PARTS				
	0713816-2	RING ASSEMBLY -----	1			
	0713823-1	SPACER -----	1			
	AN507-632R12	SCREW -----	4			
	AN340-6	NUT -----	4			
		---*---				
-25	S1414-1	GAGE-SUCTION -----				
		ATTACHING PARTS				
	AN507B632R12	SCREW -----	4			
	MS20365B632C	NUT -----	4			
	C7000-632-67	NUT TIN -----	4			
		---*---				
-26	S1268-2	CONTROL ASSEMBLY-DEFROST -----	1			
-27	S1241-4	CONTROL ASSEMBLY-CABIN AIR -----	1			
-28	S1241-3	CONTROL ASSEMBLY-CABIN HEAT -----	1			
-29	0513039-7	LIGHTER ASSEMBLY-CIGAR CUNO -----	1			
	L4858-1	PLUG-HEATING CUNO -----	1			
	60232-1	CIRCUIT BREAKER-CIGAR LIGHTER CUE -----	1			
	S1240-6	KNOB-CIGAR LIGHTER -----	1			
-30	0760632-1	SWITCH-FLAP -----	1	K		
	S1661-1	SWITCH-FLAP -----	1	L		
	0813526-6	KNOB-FLAP SWITCH -----	1			
	S1216-1	NUT-FLAP SWITCH -----	1			
-31	S1234-3	CONTROL ASSEMBLY-MIXTURE -----	1			
-32	S1223-6	CONTROL ASSEMBLY-PROPELLER -----	1			
		ATTACHING PARTS				
	1213646-1	WASHER AFT -----	1			
	NAS43DD12-64	SPACER -----	1			
		---*---				
-33	S1222-13	CONTROL ASSEMBLY-THROTTLE -----	1			
-34	S1230-3	CONTROL ASSEMBLY-CARBURETOR HEAT -----	1			
-35	S1290-1	CONTROL ASSEMBLY-STRAINER DRAIN -----	1			
	S1533-1	CONTROL ASSEMBLY-STRAINER DRAIN -----	1	B		
-36	C291502-0101	PRIMER ASSEMBLY -----	1	C		
	S1753-1	KNOB -----	1			
-37	S1159-1-1	SWITCH-MASTER -----	1			
	0770719-1	DIODE-MASTER SWITCH -----	1			
-38	0713129-4	SWITCH-IGNITION WHEN EXHAUSTED USE C292501-0102 -----	1			
	C292501-0102	SWITCH-IGNITION -----	1			
-39	R-12 1/2-8RS34	RHEOSTAT-INSTRUMENT LIGHTS -----	1			
	S1163-2	KNOB ASSEMBLY-RHEOSTAT INSTRUMENT LIGHTS -----	1			
-40	R-12 1/2-75RS34	RHEOSTAT-RADIO LIGHTS -----	1			
	S1163-2	KNOB-RHEOSTAT -----	1			
-41	S1360-15	CIRCUIT BREAKER -----	1			
-42	S1360-10	CIRCUIT BREAKER -----	5			
-43	S1360-20	CIRCUIT BREAKER -----	1			
-44	S1360-50	CIRCUIT BREAKER -----	1			
-45	S1160-1-1	SWITCH-LANDING LIGHTS -----	1			
-46	S1158-2-1	SWITCH-ROTATING BEACON -----	3			
-47	S1158-1-1	SWITCH-OIL DILUTION -----	1			
-48	0713781-1	PANEL-SHOCK -----	1			
		ATTACHING PARTS				
-49	AN515B8R16	SCREW -----	2			
-50	NAS43DD3-18	SPACER -----	2			
-51	102PDLN-4	SHOCK MOUNT LO -----	2			
-52	J2049-1D	WASHER LO -----	2			
-53	NAS679A08	NUT -----	2			
-54	AN515B6R6	SCREW -----	4			
-55	MS20365B632C	NUT -----	4			
-56	1213645-1	SHOCK MOUNT -----	3			
-57	AN340B8	NUT -----	6			
-58	AN936A8	WASHER -----	3			
-59	0413247	STRAP-GROUND -----	1			
		---*---				

CONTINUED ON NEXT PAGE

FIGURE AND INDEX NO.	PART NUMBER	DESCRIPTION	UNITS PER ASSY	USABLE ON CODE
		1 2 3 4 5 6 7		
53A-60	0713799-1	PLACARD-INSTRUMENT PANEL TRIM -----	1	
-61	0713798-1	PLACARD-INSTRUMENT PANEL TRIM -----	1	
-62	0713797-1	PLACARD-INSTRUMENT PANEL TRIM -----	1	
-63	0713796-2	STRIP-TRIM -----	1	
-64	C668501-0101	INDICATOR-ECONOMY POWER -----	1	H
	C668501-0201	INDICATOR-ECONOMY POWER -----	1	J
	C668501-0103	LEAD-THERMOCOUPLE WHEN EXHAUSTED USE C668501-0104 -----	1	
	C668501-0104	LEAD-THERMOCOUPLE -----	1	H
	C668501-0206	LEAD-THERMOCOUPLE -----	1	J
	C668501-0110	PROBE -----	1	H
	C668501-0204	PROBE -----	1	J
-65		RADIO INSTALLATIONS SEE CESSNA ELECTRONICS MANUAL -----	NP	
-66	SEE FIG 55A	MAP COMPARTMENT INSTALLATION -----	NP	
	SEE FIG 53B	POST LIGHTED INSTRUMENT PANEL INSTALLATION -----	NP	
-67	0713840-1	PLATE-OPTIONAL INSTRUMENT -----	1	
		ATTACHING PARTS		
	AN515-6R5	SCREW -----	4	
	AN936B6	WASHER -----	4	
	AN936B6	NUT -----	4	
		---*---		
-68	S1311-1	GAGE-CARBURETOR AIR TEMPERATURE -----	1	
		ATTACHING PARTS		
	AN507B632R12	SCREW -----	4	
	MS20365B632C	NUT -----	4	
		---*---		
		NOTE. □THIS PART NUMBER MUST HAVE A SECOND DASH NUMBER ADDED TO DENOTE COLOR. REFER TO HOW TO ORDER INTERIOR PARTS-PAGE XIII.		
		NOTE. *1213505-200 CONSISTS OF GAGE SENDING UNIT & POTENTIOMETER		
		NOTE. **WHEN INITIALLY ORDERING THIS PART FOR AIRCRAFT PRIOR TO SERIAL 18256685 ALSO ORDER C590501-0101 TRANSMITTER.		
		A---182 SERIAL 18255845 THRU 18257625 A182 SERIAL A182-0001 THRU A182-0056		
		B---182 SERIAL 18255845 THRU 18256039		
		C---182 SERIAL 18256040 THRU 18257625 A182 SERIAL A182-0001 THRU A182-0056		
		D---182 SERIAL 18255845 THRU 18256684		
		E---182 SERIAL 18256685 THRU 18257625 A182 SERIAL A182-0001 THRU A182-0056		
		F---182 SERIAL 18255845 THRU 18257277 A182 SERIAL A182-0001 THRU A182-0015		
		G---182 SERIAL 18257278 THRU 18257625 A182 SERIAL A182-0016 THRU A182-0056		
		H---182 SERIAL 18255845 THRU 18257502 A182 SERIAL A182-0001 THRU A182-0034		
		J---182 SERIAL 18257503 THRU 18257625 A182 SERIAL A182-0035 THRU A182-0056		
		K---182 SERIAL 18255845 THRU 18257066 18257069 AND 18257072 A182 SERIAL A182-0001 THRU A182-0006		
		L---182 SERIAL 18257067-18257068-18257070 18257071-18257073 THRU 18257625 A182 SERIAL A182-0007 THRU A182-0056		

Equipment (Cont)

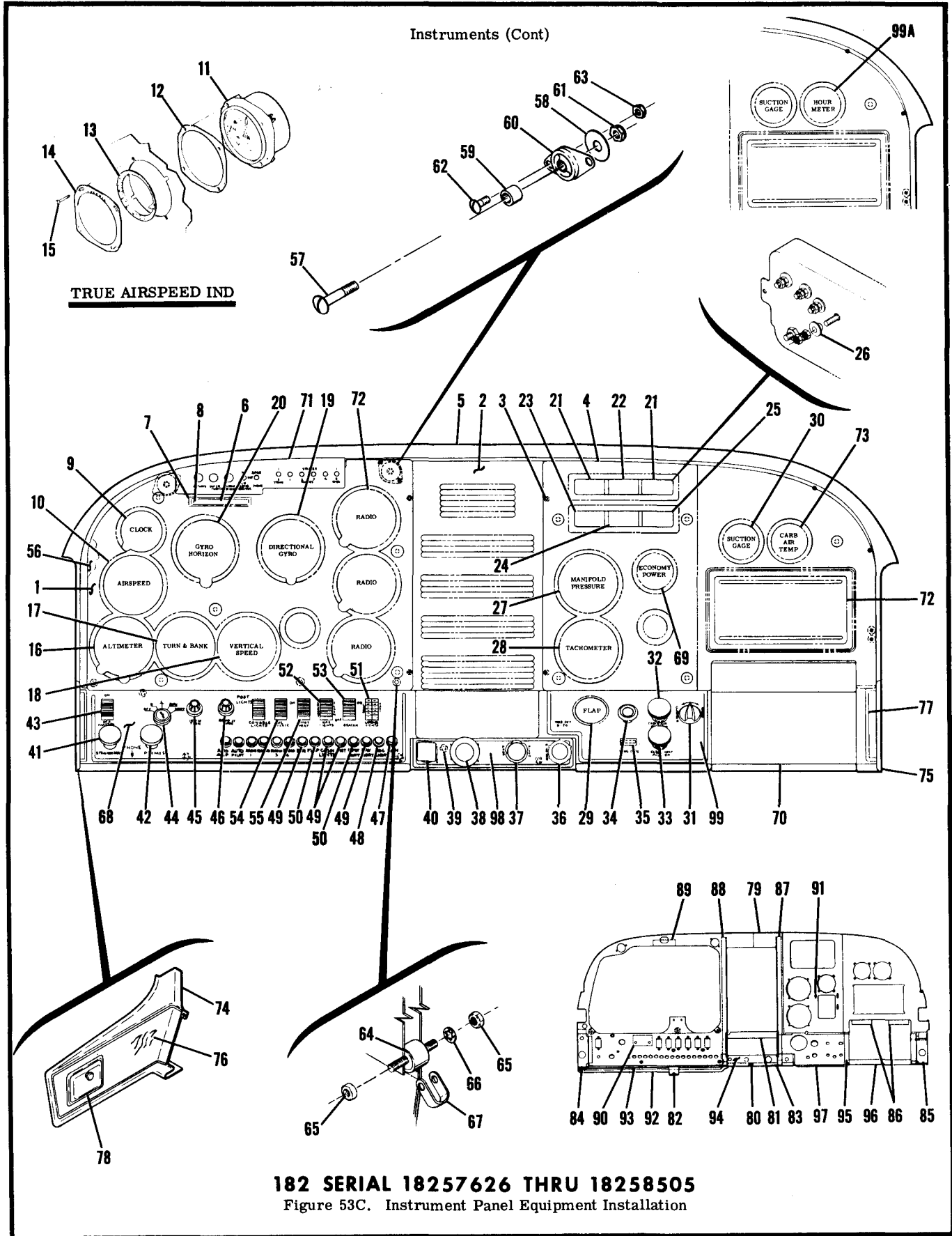


182 SERIAL 18255845 THRU 18257625

Figure 53B. Post Lighted Instrument Panel Installation

FIGURE AND INDEX NO.	PART NUMBER		DESCRIPTION	UNITS PER ASSY	USABLE ON CODE
538-			1 2 3 4 5 6 7		
- 1	1200686-17	□	POST LIGHTED INSTRUMENT PANEL-INSTALLATION -----	NP	A
	1200686-18	□	PANEL ASSEMBLY-POST LIGHTED INSTRUMENT SHOCK -----	1	B
	1200686-19	□	PANEL ASSEMBLY-POST LIGHTED INSTRUMENT SHOCK -----	1	C
	1200686-20	□	PANEL ASSEMBLY-POST LIGHTED INSTRUMENT SHOCK -----	1	D
			ATTACHING PARTS -----	1	E
- 2	S1898-1		FASTENER -----	4	
	NAS43DD4-16		SPACER -----	4	
			---*---		
- 3	S1899-5		PANEL LIGHT-TAB MOUNT -----	4	
- 4	S1899-6		PANEL LIGHT-TAB MOUNT -----	5	
	MS25237-330		BULB -----	1	
- 5	5602M-3RH-R-14		PANEL LIGHT-TAB MOUNT GBN -----	1	
- 6	5602M-3LH-R-14		PANEL LIGHT-TAB MOUNT GBN -----	1	
	C65-3R-12		CAP & LAMP ASSEMBLY GBN -----	1	
	330		LAMP -----	1	
- 7	1200686-21	□	PANEL ASSEMBLY-POST LIGHTED INSTRUMENT STATIONARY -----	1	
			ATTACHING PARTS -----		
- 8	S1898-1		FASTENER -----	4	
	NAS43DD4-16		SPACER -----	4	
			---*---		
- 9	S1899-5		PANEL LIGHT-TAB MOUNTED -----	2	
	MS25237-330		BULB -----	1	
-10	5602M-3RH-R-14		PANEL LIGHT-TAB MOUNTED GBN -----	1	
	C65-3R-12		CAP & LAMP ASSEMBLY GBN -----	1	
	330		LAMP -----	1	
-11	1200686-23	□	PANEL ASSEMBLY-POST LIGHTED INSTRUMENT STATIONARY -----	1	
-12	S1899-5		PANEL LIGHT-TAB MOUNTED -----	3	
	MS25237-330		BULB -----	1	
-13	1200686-26		COVER ASSEMBLY-SWITCH PANEL-EDGE LIGHTED -----	1	
-14	1200686-28		COVER ASSEMBLY-ENGINE CONTROLS-EDGE LIGHTED -----	1	
-15	1200686-30		COVER ASSEMBLY-VENT CONTROLS-EDGE LIGHTED -----	1	
-16	41163-C-14		LIGHT ASSEMBLY-PANEL EDGE LIGHTING GBN -----	9	
	S1894-1		LAMP GE -----	1	
-17	S1238-2-1		SWITCH -----	1	
			ATTACHING PARTS -----		
	AN507-632R3		SCREW -----	2	
			---*---		
-18	18-1		INSULATOR GRAY -----	1	
			ATTACHING PARTS -----		
	AN507-440R4		SCREW -----	1	
			---*---		
-19	1213653-4	□	TRIM-INSTRUMENT -----	1	
			ATTACHING PARTS -----		
-20	S1022A4-6		SCREW -----	2	
-21	S1021A6-6B		SCREW -----	7	
			---*---		
-22	0700737-1		RADIO PANEL LIGHT -----	1	
			ATTACHING PARTS -----		
	S1021Z6-8		SCREW -----	2	
			---*---		
	S1894-1		LAMP -----	3	
-23	1213654-11		TRIM STRIP -----	1	
			NOTE. □THIS PART NUMBER MUST HAVE A SECOND DASH NUMBER ADDED TO DENOTE COLOR. REFER TO HOW TO ORDER INTERIOR PARTS-PAGE XIII.		
			A---182 SERIAL 18255845 THRU 18257625 A182 SERIAL A182-0001 THRU A182-0056		
			B---182 SERIAL 18255845 THRU 18257625 A182 SERIAL A182-0001 THRU A182-0056 EQUIPPED WITH STANDARD EQUIPMENT		
			C---182 SERIAL 18255845 THRU 18257625 A182 SERIAL A182-0001 THRU A182-0056 EQUIPPED WITH NAV-O-MATIC 300		
			D---182 SERIAL 18255845 THRU 18257625 A182 SERIAL A182-0001 THRU A182-0056 EQUIPPED WITH NAV-O-MATIC 400		
			E---182 SERIAL 18255845 THRU 18257625 A182 SERIAL A182-0001 THRU A182-0056 EQUIPPED WITH FULL GYRO PANEL		

Instruments (Cont)



182 SERIAL 18257626 THRU 18258505
 Figure 53C. Instrument Panel Equipment Installation

FIGURE AND INDEX NO.	PART NUMBER	DESCRIPTION	UNITS PER ASSY	USABLE ON CODE
		1 2 3 4 5 6 7		
53C-		INSTRUMENT PANEL EQUIPMENT INSTALLATION -----	NP	A
- 1	0713865-1	COVER-SHOCK PANEL -----	1	
	0713865-18	COVER-SHOCK PANEL USED WITH NAV-O-MATIC 400 -----	1	
	0713865-6	COVER-SHOCK PANEL USED WITH NAV-O-MATIC 300 -----	1	
- 2	0713793-1	COVER-CENTER PANEL -----	1	
		ATTACHING PARTS -----		
- 3	S1021Z6-8B	SCREW -----	4	
		-----*		
- 4	0713866-1	COVER-ENGINE INSTRUMENT -----	1	
- 5	0713863-4	BROW ASSEMBLY-INSTRUMENT PANEL -----	1	
		ATTACHING PARTS -----		
	0713800-5	RETAINER -----	1	
	S1067-1	WASHER -----	7	
	S1023A6-12B	SCREW -----	7	
		-----*		
- 6	0813569-3	PLATE-CALL LETTERS -----	1	
- 7	0713820-1	RETAINER-CALL LETTERS -----	1	
		ATTACHING PARTS -----		
- 8	S1022Z6-10B	SCREW -----	2	
	NAS446-2-1	NUT -----	2	
		-----*		
- 9	S1317N1	CLOCK-ELECTRIC -----	1	
-10	S1470N4	INDICATOR-AIRSPD -----	1	
		TRUE AIRSPD INDICATOR INSTALLATION -----	NP	
-11	C661010-0202	INDICATOR-AIRSPD -----	1	
-12	0700162-6	SPACER -----	1	
-13	0700189-2	RING ASSEMBLY-TRUE AIRSPD -----	1	
-14	0700162-1	RETAINER ASSEMBLY -----	1	
		ATTACHING PARTS -----		
-15	AN515B6R16	SCREW -----	4	
		-----*		
-16	C661011-0105	ALTIMETER 20,000 FT FEET & INCHES -----	1	
	C661011-0106	ALTIMETER 20,000 FT FEET & MILLIBARS -----	1	
-17	S1413N1	INDICATOR-TURN & BANK -----	1	
-18	S1392N2	INDICATOR-RATE OF CLIMB -----	1	
-19	C661002-0201	GYRO-DIRECTIONAL -----	1	
	C661002-0201R	GYRO-DIRECTIONAL RECONDITIONED -----	1	
-20	C661001-0201	GYRO-HORIZONTAL -----	1	
	C661001-0201R	GYRO-HORIZONTAL RECONDITIONED -----	1	
		ATTACHING PARTS -----		
	AN5-5B6R12	SCREW -----	AR	
	AN936B6B	WASHER -----	AR	
		-----*		
	C669502-0203	INSTRUMENT CLUSTER KIT-LIGHTED WHEN EXHAUSTED -----	1	
		USE C669502-0201 -----		
	C669502-0201	INSTRUMENT CLUSTER-LIGHTED -----	1	
		ATTACHING PARTS -----		
	NAS43D03-64	SPACER -----	2	
	AN507B832R24	SCREW -----	2	
	AN340B8	NUT -----	2	
		-----*		
-21	441344	GAGE-FUEL SW -----	2	
-22	440437	AMMETER SW -----	1	
-23	1213505-200	GAGE-CYLINDER HEAD TEMP MATCHED SET WHEN EXHAUSTED- USE G442702 -----	1	
	G442702	GAGE-CYLINDER HEAD TEMP SW -----	1	
-24	442785	GAGE-OIL TEMP SW -----	1	
-25	G444627	GAGE-OIL PRESSURE SW -----	1	
-26	401627	WASHER-INSULATOR SW -----	1	
	S1372-1	SENDING UNIT-CYLINDER HEAD TEMP USE WITH G442702 -----	1	
	110691	WIRE-CYLINDER HEAD TEMP GAGE TO SENDING UNIT 106 IN LG BULK ITEM -----	AR	E
	811542	POTENTIOMETER SW -----	1	
	S1894-3	BULB-RED INSTRUMENT CLUSTER -----	4	
	S1894-1	BULB-CLEAR USED WITH POST LIGHTING GE -----	4	
	S1941-1	FILTER INSTRUMENT CLUSTER -----	4	
-27	S1301N1	GAGE-MANIFOLD PRESSURE -----	1	
	0700099-7	LINE ASSEMBLY-MANIFOLD PRESSURE WHEN EXHAUSTED ----- USE 0700099-84 -----	1	
	0700099-84	LINE ASSEMBLY-MANIFOLD PRESSURE -----	1	
	AN816-2D	NIPPLE -----	1	
-28	S1305N8	TACHOMETER -----	1	
	S1605-2	SHAFT-TACHOMETER -----	1	

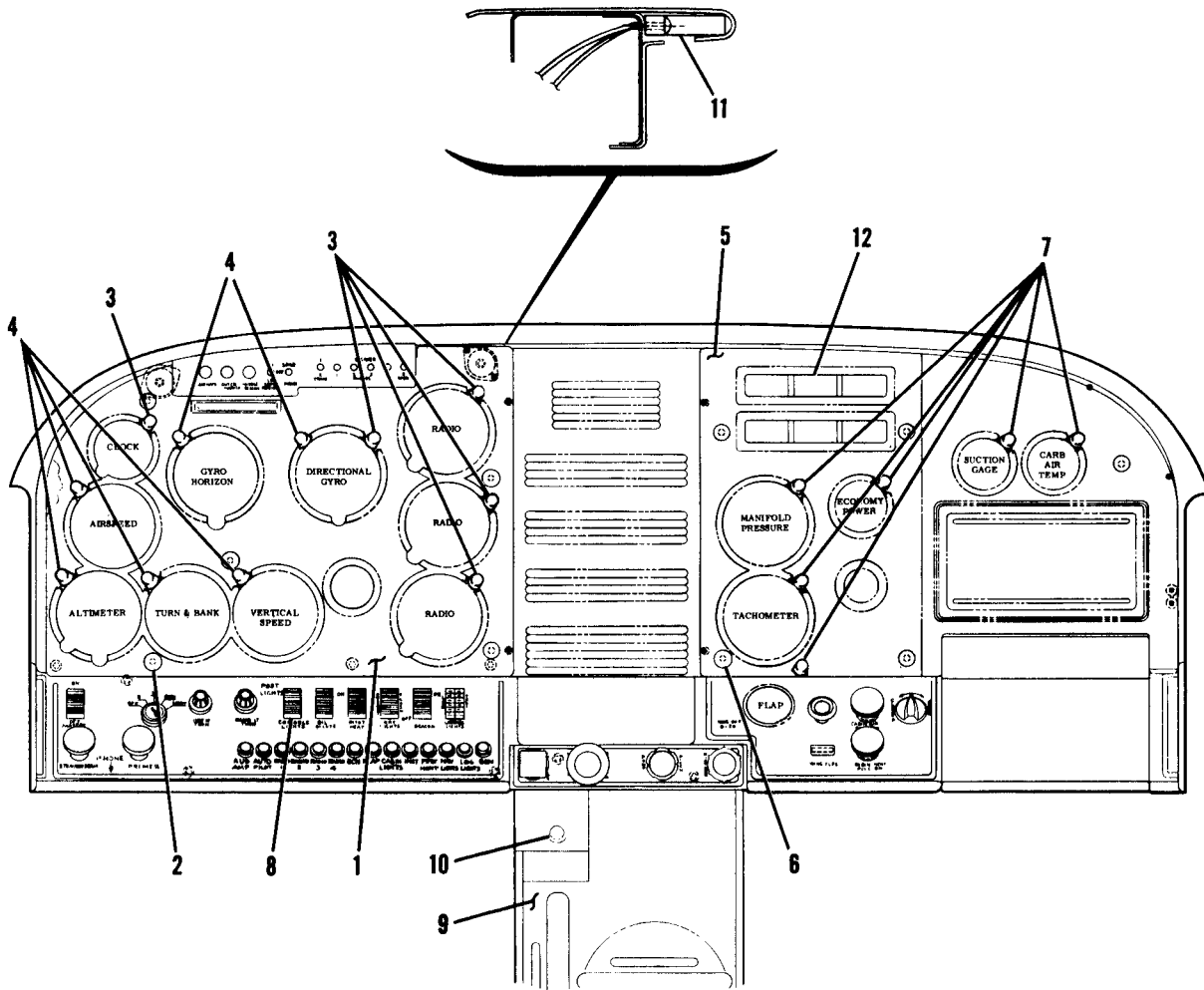
CONTINUED ON NEXT PAGE

FIGURE AND INDEX NO.	PART NUMBER	DESCRIPTION	UNITS PER ASSY	USABLE ON CODE
		1 2 3 4 5 6 7		
53C-29	C668001-0101	INDICATOR-FLAP ----- ATTACHING PARTS -----	1	
	AN340-6	NUT -----	4	
	AN936D6	WASHER -----	4	
	AN936A6	WASHER -----	4	
	AN507-632R12	SCREW -----	4	
	0713823-1	SPACER -----	1	
	0713816-2	RING -----	1	
		-----*		
-30	S1414N1	GAGE-SUCTION ----- ATTACHING PARTS -----	1	
	AN507B632R12	SCREW -----	4	
	MS20365B632C	NUT -----	4	
		-----*		
-31	S1268-2	CONTROL ASSEMBLY-DEFROST -----	1	
-32	S1241-4	CONTROL ASSEMBLY-CABIN AIR -----	1	
-33	S1241-3	CONTROL ASSEMBLY-CABIN HEAT -----	1	
-34	0513039-7	LIGHTER ASSEMBLY -----	1	
	L4858-1	PLUG-HEATING CUE -----	1	
	S1240-6	KNOB ASSEMBLY-LIGHTER -----	1	
	60232-1	CIRCUIT BREAKER-LIGHTER ASSEMBLY CUE -----	1	
-35	S1661-1	SWITCH-FLAP -----	1	
	0813526-6	KNOB-FLAP SWITCH -----	1	
	S1216-1	NUT-FLAP SWITCH -----	1	
-36	S1234-3	CONTROL ASSEMBLY-MIXTURE -----	1	
-37	S1223-6	CONTROL ASSEMBLY-PROPELLER -----	1	
	1213646-1	WASHER PROPELLER CONTROL -----	1	
-38	S1222-13	CONTROL ASSEMBLY-THROTTLE -----	1	
	1213646-2	WASHER THROTTLE CONTROL -----	1	
-39	41163L14	LIGHT ASSEMBLY GBN -----	9	
	S1894-1	BULB GE -----	1	
-40	S1230-3	CONTROL ASSEMBLY-CARBURETOR HEAT -----	1	
-41	S1533-1	CONTROL ASSEMBLY-STRAINER DRAIN -----	1	
-42	0311538-12	PRIMER ASSEMBLY -----	1	
	0713303-5	KNOB PRIMER -----	1	
-43	S1159-1-1	SWITCH-MASTER ----- ATTACHING PARTS -----	1	
	AN507B632R4	SCREW -----	2	
		-----*		
	0770719-1	DIODE ASSEMBLY LOCATED ON BACK OF MASTER SWITCH -----	1	
-44	C292501-0102	KIT-IGNITION SWITCH -----	1	
-45	R12 1/2-8RS34	RHEOSTAT-INSTRUMENT LIGHTS TRTA -----	1	
	S1163-2	KNOB ASSEMBLY-RHEOSTAT-INSTRUMENT LIGHTS -----	1	
-46	R12 1/2-75RS34	RHEOSTAT-RADIO LIGHTS TRTA -----	1	
	S1163-2	KNOB ASSEMBLY-RADIO LIGHTS RHEOSTAT -----	1	
-47	S1596-60	CIRCUIT BREAKER 60 AMP -----	1	
-48	S1360-20	CIRCUIT BREAKER 20 AMP -----	1	
-49	S1360-10	CIRCUIT BREAKER 10 AMP -----	4	
-50	S1360-15	CIRCUIT BREAKER 15 AMP -----	2	
-51	S1160-1-1	SWITCH-LANDING LIGHTS -----	1	
-52	S1158-2-1	SWITCH-NAVIGATION LIGHTS -----	1	
-53	S1158-2-1	SWITCH-FLASHING BEACON -----	1	
-54	S1158-1-1	SWITCH-OIL DILUTE -----	1	
-55	S1158-2-1	SWITCH-PITOT HEAT -----	1	
-56	0713781-2	PANEL-SHOCK ----- ATTACHING PARTS -----	1	
-57	AN515B6R16	SCREW -----	2	
-58	J2049-1D	WASHER LO -----	2	
-59	NAS43DD4-16	SPACER -----	2	
-60	102PDLN-4	SHOCK MOUNT LO -----	2	
-61	NAS679A08	NUT -----	2	
-62	AN515B6R6	SCREW -----	4	
-63	MS20365B632C	NUT -----	4	
-64	1213645-1	MOUNT-SHOCK -----	3	
-65	AN340B8	NUT -----	6	
-66	AN936A8	WASHER -----	3	
-67	0413247	GROUND STRAP -----	1	
		-----*		

CONTINUED ON NEXT PAGE

FIGURE AND INDEX NO.	PART NUMBER	DESCRIPTION	UNITS PER ASSY	USABLE ON CODE
53C-68	0713874-6	COVER ASSEMBLY-INSTRUMENT PANEL SWITCHES -----	1	
-69	C668501-0201	INDICATOR ECONOMY POWER -----	1	
		ATTACHING PARTS		
	AN507863RR12	SCREW -----	4	
	MS20365B632C	NUT -----	4	
		-----*		
	C668501-0206	LEAD-THERMOCOUPLE -----	1	
-70	SEE FIG 55A	MAP COMPARTMENT INSTALLATION -----	1	
-71	0713252-1	COVER-SWITCH MOUNTING BRACKET -----	1	B
	0713252-2	COVER-SWITCH MOUNTING BRACKET -----	1	C
-72		RADIO INSTALLATIONS SEE CESSNA ELECTRONICS MANUAL -----	AR	
-73	S1311-1	GAGE-CARBURETOR AIR TEMPERATURE -----	1	
		ATTACHING-PARTS		
	AN5078632R12	SCREW -----	4	
	MS20365B632C	NUT -----	4	
	C7000-632-67	NUT -----	4	
		-----*		
-74	0713863-6	TRIM PANEL-LH SIDE -----	1	
-75	0713863-2	TRIM PANEL-RH SIDE -----	1	
-76	0713861-1	TRIM PANEL-LH SIDE WOODGRAIN -----	1	
-77	0713861-2	TRIM PANEL-RH SIDE WOODGRAIN -----	1	
-78	0411030-4	RECEIVER-ASH -----	2	
		ATTACHING PARTS		
	S102124-8	SCREW -----	4	
		-----*		
-79	0713770-200	PANEL ASSEMBLY-STATIONARY -----	1	
-80	0713775-1	REINFORCEMENT-CENTER STATIONARY PANEL -----	1	
-81	1213650-1	SUPPORT-STATIONARY PANEL COVER -----	1	
		ATTACHING PARTS		
	S102128-8	SCREW -----	2	
	NAS446-4-3	NUT -----	2	
		-----*		
-82	0713786-1	CLIP-PARKING BRAKE ATTACH -----	1	
-83	0713809-1	CLIP-WIRE CONTAINER -----	2	
-84	0713783-1	BRACKET-BULKHEAD ADAPTER -----	1	
-85	0713864-1	BRACKET-BULKHEAD ADAPTER -----	1	
-86	0713776-1	STOP-GLOVE BOX DOOR -----	2	
-87	1213151-1	SUPPORT -----	1	
-88	0713772-1	SUPPORT -----	1	
-89	1213630-4	DOUBLER -----	1	
-90	0713856-2	MOUNTING BRACKET -----	1	
-91	NAS697A08	NUTPLATE -----	3	
-92	0713771-1	SUPPORT ASSEMBLY-PARKING BRAKE -----	1	
	NAS697A3	NUTPLATE -----	1	
-93	0713801-1	SUPPORT-LOWER INSTRUMENT COVER -----	1	
-94	0713774-1	CENTER PANEL-LOWER -----	1	
	NAS697A08	NUTPLATE -----	3	
-95	1213145-1	BRACKET -----	1	
-96	0713779-1	ANGLE -----	1	
-97	0713801-2	SUPPORT-LOWER INSTRUMENT COVER -----	1	
-98	0713874-3	PANEL ASSEMBLY-CENTER WOODGRAIN -----	1	
-99	0713874-4	PANEL ASSEMBLY-RH WOODGRAIN -----	1	
-99A	C664501-0101	HOURLMETER -----	1	B
		ATTACHING PARTS		
	AN5078632-6	SCREW -----	4	B
		-----*		
<p>NOTE. □ THIS PART NUMBER MUST HAVE A SECOND DASH NUMBER ADDED TO DENOTE COLOR. REFER TO HOW TO ORDER INTERIOR PARTS-PAGE XI</p> <p>NOTE. *1213505-200 CONSISTS OF GAGE SENDING UNIT & POTENTIOMETER</p> <p>A---182 SERIAL 18257626 THRU 18258505 A182 SERIAL A182-0057 THRU A182-0096 B---182 SERIAL 18258334 THRU 18258505 C---182 SERIAL 18257626 THRU 18257909 A182 SERIAL A182-0057 THRU A182-0088 D---182 SERIAL 18257910 THRU 18258505 A182 SERIAL A182-0089 THRU A182-0096 E---182 SERIAL 18257718 THRU 18258505</p>				

Equipment (Cont)



182 SERIAL 18257626 THRU 18258505
Figure 53D. Post Lighted Instrument Panel Installation

FIGURE AND INDEX NO.	PART NUMBER	DESCRIPTION	UNITS PER ASSY	USABLE ON CODE
		1 2 3 4 5 6 7		
53D-		POST LIGHTED INSTRUMENT PANEL-INSTALLATION -----	NP	A
- 1	1200727-21 □	COVER ASSEMBLY-POST LIGHTED INSTRUMENT SHOCK -----	1	B
	1200727-22 □	COVER ASSEMBLY-POST LIGHTED INSTRUMENT SHOCK -----	1	D
	1200727-26 □	COVER ASSEMBLY-POST LIGHTED INSTRUMENT SHOCK -----	1	C
		ATTACHING PARTS		
- 2	NAS43DD4-16	SPACER -----	4	
	S1898-1	FASTENER -----	4	
		*-----		
- 3	S1899-1	PANEL LIGHT-TAB MOUNT -----	5	
- 4	S1899-2	PANEL LIGHT-TAB MOUNT -----	6	
	MS25237-330	BULB -----	1	
- 5	1200727-17 □	PANEL ASSEMBLY-POST LIGHTED INSTRUMENT STATIONARY -----	1	
		ATTACHING PARTS		
- 6	NAS43DD4-16	SPACER -----	5	
	S1898-1	FASTENER -----	5	
		*-----		
- 7	S1899-1	PANEL LIGHT-TAB MOUNT -----	6	
	MS25237-330	BULB -----	1	
- 8	S1238-2-1	SWITCH -----	1	
		ATTACHING PARTS		
	AN507-632R3	SCREW -----	1	
		*-----		
- 9	FRL5	RESISTOR LOCATED BEHIND SWITCH TRTA -----	1	
	1200756-3 □	PEDESTAL COVER ASSEMBLY-POST LIGHTED WHEN EXHAUSTED -----	1	
		USE 1200756-7		
-10	1200756-7 □	PEDESTAL COVER ASSEMBLY-POST LIGHTED -----	1	
	S1899-2	PANEL LIGHT-TAB MOUNT -----	1	
	MS25237-330	BULB -----	1	
-11	0700737-10	LIGHT ASSEMBLY-RADIO SWITCH PANEL WHITE -----	1	
	0700737-3	LIGHT ASSEMBLY-RADIO SWITCH PANEL RED -----	1	
	0700737-7	COVER ASSEMBLY RED -----	1	
	0700737-12	COVER ASSEMBLY WHITE -----	1	
		ATTACHING PARTS		
	S1021Z2-5	SCREW -----	2	
		*-----		
	S1894-1	BULB -----	3	
-12	S1894-1	BULB INSTRUMENT CLUSTER -----	4	
	S1941-1	JACKET-BULB BLUE APMH -----	4	
	SEE FIG 94	MAP LIGHT INSTALLATION-RH -----	1	
<p>NOTE. #THIS PART NUMBER MUST HAVE A SECOND DASH NUMBER ADDED TO DENOTE COLOR. REFER TO HOW TO ORDER INTERIOR PARTS-PAGE XIII</p> <p>A---182 SERIAL 18257626 THRU 18258505 A182 SERIAL A182-0057 THRU A182-0096</p> <p>B---182 SERIAL 18257626 THRU 18258505 A182 SERIAL A182-0057 THRU A182-0096 EQUIPPED WITH STANDARD EQUIPMENT OR FULL GYRO INSTALLATION</p> <p>C---182 SERIAL 18257626 THRU 18258505 A182 SERIAL A182-0057 THRU A182-0096 EQUIPPED WITH NAV-O-MATIC 300</p> <p>D---182 SERIAL 18257626 THRU 18258505 A182 SERIAL A182-0057 THRU A182-0096 EQUIPPED WITH NAV-O-MATIC 400</p>				

Instruments (Cont)

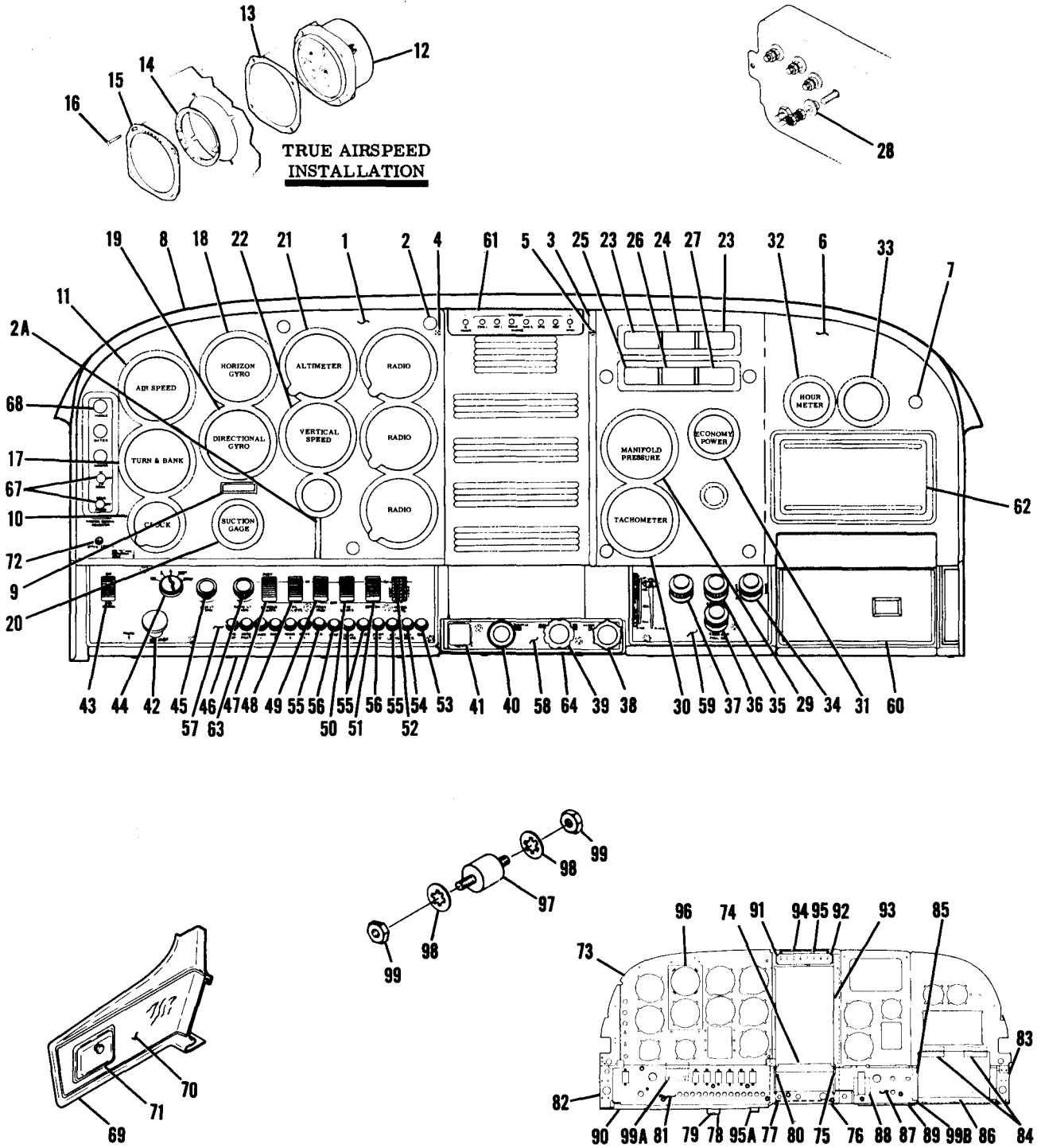


FIGURE AND INDEX NO.	PART NUMBER	DESCRIPTION	UNITS PER ASSY	USABLE ON CODE
		1 2 3 4 5 6 7		
53E-		INSTRUMENT PANEL EQUIPMENT INSTALLATION -----	NP	A
- 1	0713278-3	COVER-INSTRUMENT PANEL LH ----- ATTACHING PARTS	1	
- 2	S1898-1 NAS43DD4-16	FASTENER ----- SPACER ----- *-----	3 3	
- 2A	1213163-1	LAP SEAL -----	1	
- 3	1213116-1	COVER-CENTER INSTRUMENT PANEL ----- ATTACHING PARTS	1	
- 4	S1021A6-6	SCREW -----	1	
- 5	S1022A6-6	SCREW ----- *-----	3	
- 6	0713866-6	COVER-STATIONARY PANEL ----- ATTACHING PARTS	1	
- 7	S1898-1 NAS43DD4-16	FASTENER ----- SPACER ----- *-----	5 5	
- 8	1213088-1	BROW ASSEMBLY-INSTRUMENT PANEL ----- ATTACHING PARTS	1	
	0713285-1 S1021A4-6B	RETAINER ----- SCREW ----- *-----	1 7	
- 9	1213004-1	RETAINER-AIRCRAFT IDENTIFICATION NUMBER ----- ATTACHING PARTS	1	
	S1022Z6-88 NAS446-2-1	SCREW ----- NUT ----- *-----	2 2	
	1205009-1	PLACARD-IDENTIFICATION NUMBER -----	1	
-10	S1317N2	CLOCK-ELECTRIC -----	1	
-11	S1470N4	INDICATOR-AIRSPEED -----	1	
		TRUE AIRSPEED INDICATOR INSTALLATION -----	NP	
-12	C661010-0202	INDICATOR-AIRSPEED -----	1	
-13	0700162-6	SPACER -----	1	
-14	0700189-2	RING ASSEMBLY-TRUE AIRSPEED -----	1	
-15	0700162-1	RETAINER ASSEMBLY ----- ATTACHING PARTS	1	
-16	AN515B6R16	SCREW ----- *-----	4	
-17	S1413N1 C661003-0201	INDICATOR-TURN & BANK ----- INDICATOR-TURN COORDINATOR SKYLANE WHEN ----- EXHAUSTED USE C661003-0501	1 1	
	C661003-0501	INDICATOR-TURN COORDINATOR SKYLANE -----	1	
-18	C661001-0501	GYRO-HORIZONTAL ----- ATTACHING PARTS	1	
	AN520-6R6	SCREW ----- *-----	4	
-19	C661002-0501	GYRO-DIRECTIONAL ----- ATTACHING PARTS	1	
	AN520-6R6	SCREW ----- *-----	3	
	SEE FIG 88B	GYRO-HORIZONTAL FOR NAV-400 -----	1	
	SEE FIG 88B	GYRO-DIRECTIONAL FOR NAV-400 -----	1	
-20	S1414N1	GAGE-SUCTION ----- ATTACHING PARTS	1	
	AN515B6R12	SCREW ----- *-----	4	
-21	S1314N1	ALTIMETER 20,000 FT RECONDITIONED -----	1	
	C661011-0105	ALTIMETER 20,000 FT FEET & INCHES SKYLANE -----	1	
	C661011-0106	ALTIMETER 20,000 FT FEET & MILLIBARS -----	1	

CONTINUED ON NEXT PAGE

FIGURE AND INDEX NO.	PART NUMBER	DESCRIPTION	UNITS PER ASSY	USABLE ON CODE
53E-22	S1392N2	INDICATOR RATE OF CLIMB -----	1	
	S1392N1	INDICATOR RATE OF CLIMB -----	1	
	C669502-0203	INSTRUMENT CLUSTER KIT-LIGHTED WHEN EXHAUSTED USE -----	1	
	C669502-0201	C669502-0201		
		INSTRUMENT CLUSTER-LIGHTED -----	1	
		ATTACHING PARTS		
		SPACER -----	2	
		SCREW -----	2	
		NUT -----	2	
		*-----		
-23	441344	GAGE-FUEL SW -----	2	
-24	440437	AMMETER SW -----	1	
-25	1213505-200 *	GAGE-CYLINDER HEAD TEMP MATCHED SET WHEN EXHAUSTED- USE G442702 -----	1	
		GAGE-CYLINDER HEAD TEMP SW -----	1	
-26	G442702	GAGE-OIL TEMP SW -----	1	
-27	442785	GAGE-OIL PRESSURE SW -----	1	
-28	G444627	WASHER-INSULATOR SW -----	1	
	401627	SENDING UNIT-CYLINDER HEAD TEMP USED WITH G442702 -----	1	
	S1372-1	WIRE-CYLINDER HEAD TEMP GAGE TO SENDING -----	AR	
	110691	UNIT 106 IN LG BULK ITEM		
	811542	POTENTIOMETER SW -----	1	
	S1894-3	BULB-RED INSTRUMENT CLUSTER -----	4	
	S1894-1	BULB-CLEAR USED WITH POST LIGHTING GE -----	4	
	S1941-1	FILTER INSTRUMENT CLUSTER -----	4	
-29	S1301N1	GAGE-MANIFOLD PRESSURE -----	1	
		LINE ASSEMBLY-MANIFOLD PRESSURE WHEN EXHAUSTED -----	1	
	0700099-7	USE 0700099-84		
	0700099-84	LINE ASSEMBLY-MANIFOLD PRESSURE -----	1	
	AN816-2D	NIPPLE -----	1	
-30	S1305N8	TACHOMETER -----	1	
	S1605-2	SHAFT-TACHOMETER -----	1	
-31	C668501-0201	INDICATOR-ECONOMY POWER -----	1	
		ATTACHING PARTS		
	AN507B63RR12	SCREW -----	4	
	MS20365B632C	NUT -----	4	
	*-----			
-32	C664501-0101	HOURLMETER -----	1	
		ATTACHING PARTS		
	AN515-6R6	SCREW -----	4	
	NAS679A06	NUT -----	4	
	*-----			
-33	S1311-1	GAGE-CARBURETOR AIR TEMPERATURE -----	1	
		ATTACHING PARTS		
	AN507B632R12	SCREW -----	4	
	MS20365B632C	NUT -----	4	
	C7000-632-67	NUT TIN -----	4	
	*-----			
-34	S1268-9	CONTROL ASSEMBLY-DEFROST -----	1	
-35	S1241-16	CONTROL ASSEMBLY-CABIN AIR -----	1	
-36	S1241-15	CONTROL ASSEMBLY-CABIN HEAT -----	1	
-37	0513039-7	LIGHTER ASSEMBLY-CIGAR -----	1	
		PLUG-HEATING CUE -----	1	
	L4858-1	KNOB ASSEMBLY-LIGHTER -----	1	
	S1752-2	CIRCUIT BREAKER-LIGHTER ASSEMBLY CUE -----	1	
	60232-1	FLAP CONTROLS DETAIL INSTALLATION -----	1	
	SEE FIG 79B			
-38	S1234-5	CONTROL ASSEMBLY-MIXTURE -----	1	
-39	S1223-7	CONTROL ASSEMBLY-PROPELLER -----	1	
	1213646-1	WASHER PROPELLER CONTROL -----	1	
-40	S1222-16	CONTROL ASSEMBLY-THROTTLE -----	1	
	1213646-2	WASHER THROTTLE CONTROL -----	1	
-41	S1230-10	CONTROL ASSEMBLY-CARBURETOR HEAT -----	1	
-42	C291502-0101	CONTROL ASSEMBLY-ENGINE PRIMER -----	1	
	S1752-1	KNOB-PRIMER CONTROL -----	1	
-43	S1159-1-1	SWITCH-MASTER -----	1	
		ATTACHING PARTS		
	AN507B632R4	SCREW -----	2	
	*-----			
	0770719-1	DIODE ASSEMBLY -----	1	

CONTINUED ON NEXT PAGE

FIGURE AND INDEX NO.	PART NUMBER	DESCRIPTION	UNITS PER ASSY	USABLE ON CODE
		1 2 3 4 5 6 7		
53E-44	C292501-0102	KIT-IGNITION SWITCH -----	1	
-45	R121/28R534	RHEOSTAT-INSTRUMENT LIGHTS MECOR -----	1	C
	S1880-4	RHEOSTAT-INSTRUMENT LIGHTS -----	1	D
	S1163-2	KNOB ASSEMBLY-RHEOSTAT INSTRUMENT LIGHTS -----	1	
-46	R121/275RS34	RHEOSTAT-RADIO LIGHTS MEMCOR -----	1	C
	S1880-3	RHEOSTAT-RADIO LIGHTS -----	1	D
	S1163-2	KNOB ASSEMBLY-RHEOSTAT RADIO LIGHTS -----	1	
-47	S1238-2-1	SWITCH-CONSOLE -----	1	
-48	S1158-1-1	SWITCH-OIL DILUTE -----	1	
-49	S1158-2-1	SWITCH-PITOT HEAT -----	1	
-50	S1158-2-1	SWITCH-NAVIGATION LIGHTS -----	1	
-51	S1158-2-1	SWITCH-FLASHING BEACON -----	1	
-52	S1160-1-1	SWITCH-LANDING LIGHTS -----	1	
-53	S1596-60	CIRCUIT BREAKER 60 AMP -----	1	
-54	S1360-20	CIRCUIT BREAKER 20 AMP -----	1	
-55	S1360-10	CIRCUIT BREAKER 10 AMP -----	4	
-56	S1360-15	CIRCUIT BREAKER 15 AMP -----	2	
-57	0713260-1	COVER ASSEMBLY-INSTRUMENT PANEL SWITCHES -----	1	
-58	0713260-2	COVER ASSEMBLY-INSTRUMENT PANEL -----	1	
-59	1260094-2	COVER ASSEMBLY-INSTRUMENT PANEL -----	1	
-60	SEE FIG 55A	MAP COMPARTMENT INSTALLATION -----	1	
-61	1213005-1	COVER-SWITCH MOUNTING BRACKET -----	1	
	0700737-3	LIGHT ASSEMBLY-RADIO SWITCH PANEL -----	1	
	0700737-9	BASE -----	1	
	0700737-7	COVER ASSEMBLY -----	1	
		ATTACHING PARTS -----		
	S1021Z2-5	SCREW -----	2	
		*-----		
	1215014-1	TRIM-RADIO SWITCH PANEL LIGHT -----	1	B
-62		RADIO INSTALLATIONS SEE CESSNA ELECTRONICS MANUAL -----	NP	
-63	0713271-1	COVER-TRIM -----	1	
-64	1213006-2	COVER-TRIM -----	1	
-65		DELETED NEVER USED -----		
-66		DELETED NEVER USED -----		
-67	CM2692-8H1B	PLUG BUTTON -----	2	
-68	CM2692-15.51HB	PLUG BUTTON -----	3	
-69	0713269-1	TRIM PANEL-LH SIDE -----	1	
	0713269-2	TRIM PANEL-RH SIDE -----	1	
-70	0713861-1	TRIM PANEL-LH SIDE WOODGRAIN -----	1	
	0713861-2	TRIM PANEL-RH SIDE WOODGRAIN -----	1	
-71	0411030-4	RECEIVER ASSEMBLY-ASH -----	2	
		ATTACHING PARTS -----		
	S1021Z4-8	SCREW -----	2	
	NAS446-1-3	NUT -----	2	
		*-----		
-72	SEE FIG 76B	BRITAIN WING LEVELER INSTALLATION -----	1	
-73	0713273-200	PANEL ASSEMBLY-STATIONARY -----	1	
-74	1213650-1	SUPPORT-STATIONARY PANEL COVER -----	1	
		ATTACHING PARTS -----		
-75	S1021Z8-8	SCREW -----	2	
	NAS446-4-3	NUT -----	2	
		*-----		
-76	0713266-2	CONTROL PANEL-LWR CENTER WHEN EXHAUSTED USE 0713266-4 -----	1	
	0713266-4	CONTROL PANEL-LWR CENTER -----	1	
-77	0713775-1	REINFORCEMENT-CENTER STATIONARY PANEL -----	1	
-78	0713267-1	ATTACH ASSEMBLY-PARKING BRAKE -----	1	
-79	MS21044N3	NUTPLATE -----	1	
-80	0713277-1	SUPPORT-RADIO LOWER -----	1	
-81	0713275-1	SWITCH PANEL -----	1	
-82	0713783-3	BRACKET-BULKHEAD ADAPTER -----	1	
-83	0713864-1	BRACKET-BULKHEAD ADAPTER -----	1	
-84	0713776-1	STOP-GLOVE BOX DOOR -----	2	
-85	1213145-1	MOUNTING BRACKET-GLOVE BOX -----	1	
-86	0713779-1	ANGLE ASSEMBLY-DOOR MOUNT -----	1	
	NAS697A08	NUTPLATE -----	3	

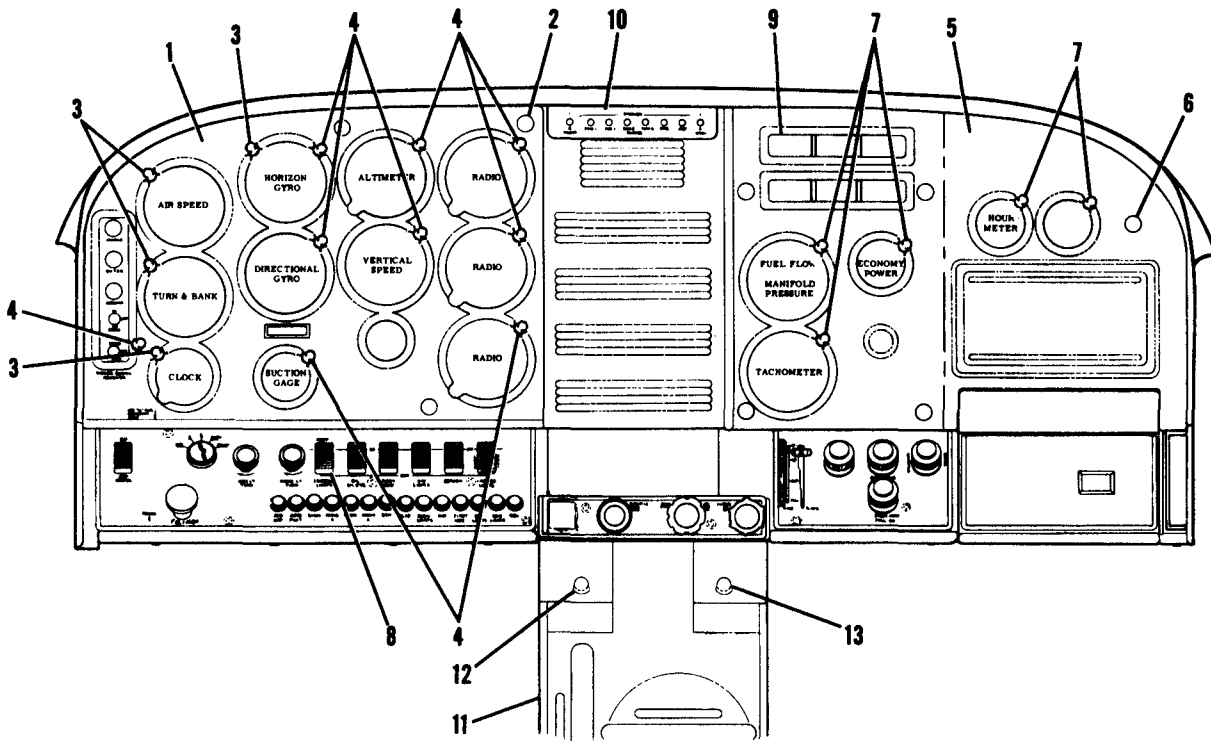
CONTINUED ON NEXT PAGE



FIGURE AND INDEX NO.	PART NUMBER	DESCRIPTION							UNITS PER ASSY	USABLE ON CODE
		1	2	3	4	5	6	7		
53E-87	0713770-9	BULKHEAD PANEL -----							1	
-88	1262001-1	MOUNTING BRACKET-FLAP CONTROL -----							1	
-89	0713801-2	SUPPORT-LOWER INSTRUMENT COVER -----							1	
-90	1213062-4	SUPPORT -----							1	
-91	1213065-1	SUPPORT BRACKET ASSEMBLY RH -----							1	
	NAS697A06L	NUTPLATE -----							2	
-92	1213065-2	SUPPORT BRACKET ASSEMBLY LH -----							1	
	NAS697A06L	NUTPLATE -----							2	
-93	1213151-1	SUPPORT-BULKHEAD -----							1	
-94	1213064-1	BRACKET ASSEMBLY-SWITCH MOUNTING -----							1	
		ATTACHING PARTS								
-95	AN507B632R7	SCREW -----							4	
		*-----								
	1270638-1	BRACKET-MIKE JACK -----							1	
-96	0713276-1	PANEL-SHOCK -----							1	
		ATTACHING PARTS								
-97	1213645-1	SHOCK MOUNT -----							4	
-98	AN936A8	WASHER -----							8	
-99	AN340B8	NUT -----							8	
		*-----								
-99A	0713856-2	MOUNTING BRACKET -----							1	
-99B	0713809-1	CLIP-WIRE CONTAINER -----							2	
<p>NOTE. THIS PART NUMBER MUST HAVE A SECOND DASH NUMBER ADDED TO DENOTE COLOR. REFER TO HOW TO ORDER INTERIOR PARTS-PAGE XI</p> <p>NOTE. *1213505-200 CONSISTS OF GAGE SENDING UNIT & POTENTIOMETER</p> <p>A---182 SERIAL 18258506 THRU 18259305 A182 SERIAL A182-0097 THRU A182-0116</p> <p>B---182 SERIAL 18259209 THRU 18259305</p> <p>C---182 SERIAL 18258506 THRU 18259135, EXCEPT 18258606, 18258609, 18258618, 18258625, 18258632, 18258639, 18258646, 18258653, 18258660, 18258667, 18258674, 18258681, 18258689, 18258695, 18258702, 18258709, 18258716, 18258723, 18258730 & 18258737 A182 SERIAL A182-0097 THRU A182-0116</p> <p>D---182 SERIAL 18258606, 18258609, 18258618, 18258625, 18258632, 18258639, 18258646, 18258653, 18258660, 18258667, 18258674, 18258681, 18258689, 18258695, 18258702, 18258709, 18258716, 18258723, 18258730, 18258737, 18259136 THRU 18259305</p>										

This page intentionally left blank.

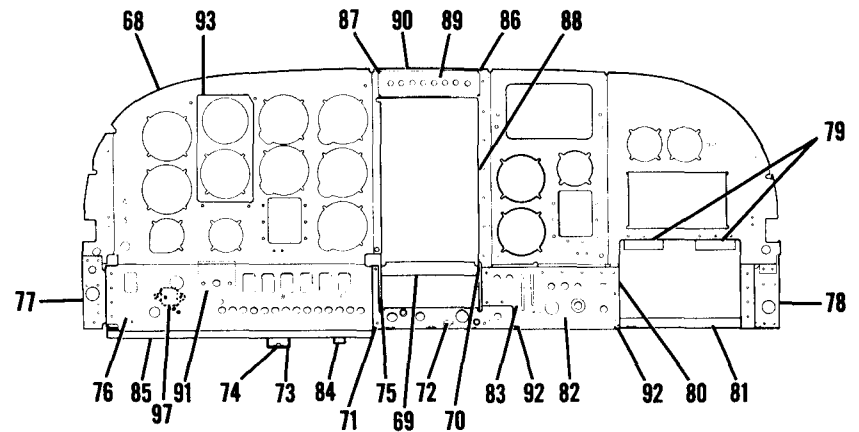
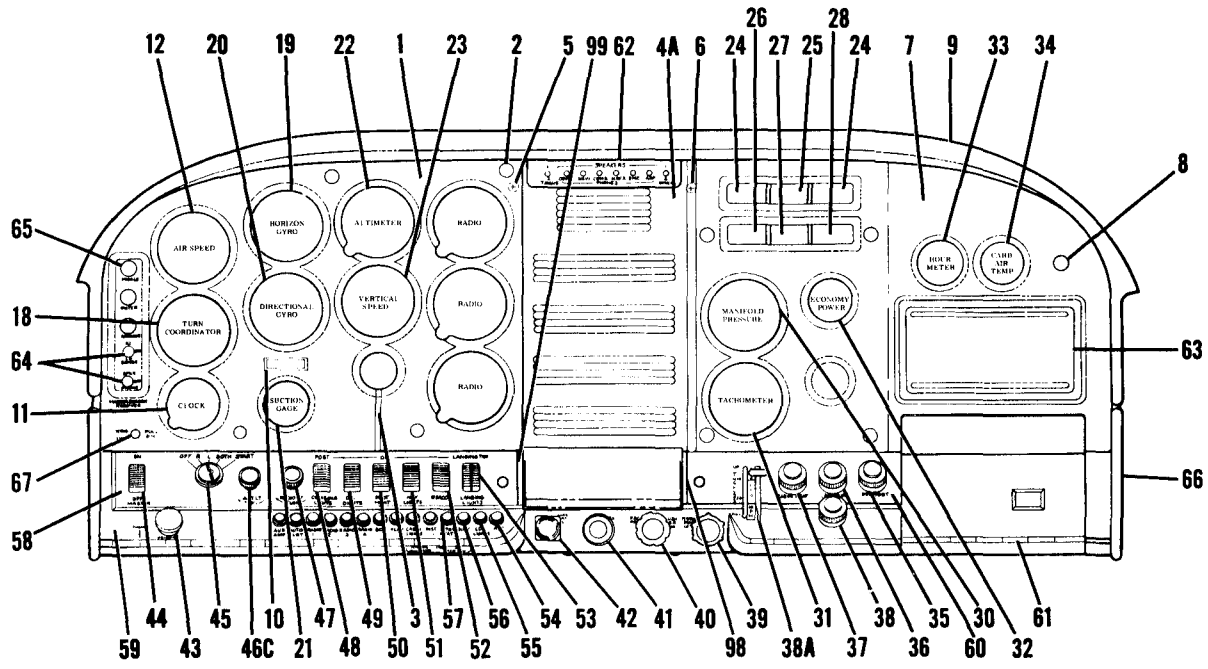
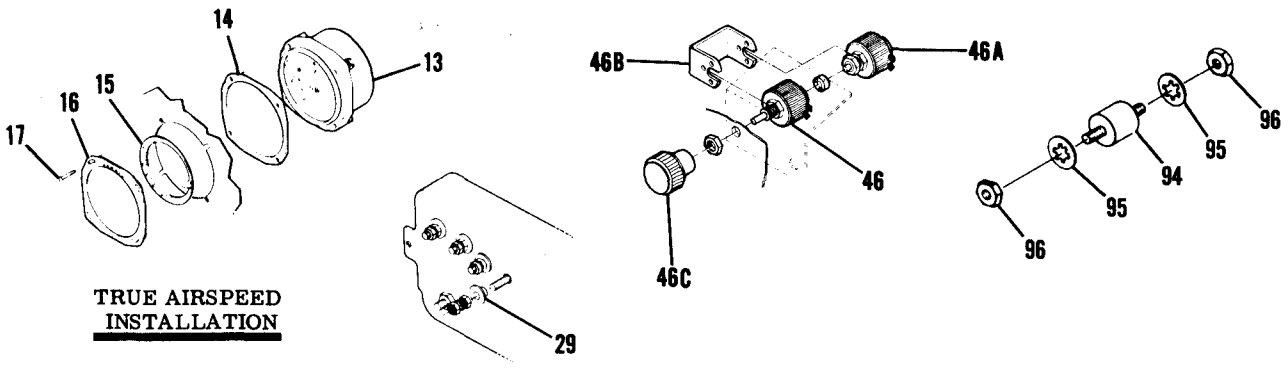
Equipment (Cont)



182 SERIAL 18258506 THRU 18259305
Figure 53F. Post Lighted Instrument Panel Installation

FIGURE AND INDEX NO.	PART NUMBER	DESCRIPTION	UNITS PER ASSY	USABLE ON CODE
53F-		1 2 3 4 5 6 7		
- 1	0713282-1	POST LIGHTED INSTRUMENT PANEL INSTALLATION ----- COVER ASSEMBLY-POST LIGHT LH ----- ATTACHING PARTS -----	NP 1	A
- 2	NAS43DD4-16 S1898-1	SPACER ----- FASTENER ----- -----*	3 3	
- 3	S1899-2	LIGHT ASSEMBLY -----	4	
- 4	S1899-1 MS25237-330	LIGHT ASSEMBLY ----- BULB -----	9 1	
- 5	0713866-9	COVER ASSEMBLY-POST LIGHT RH ----- ATTACHING PARTS -----	1	
- 6	NAS43DD4-16 S1898-1	SPACER ----- FASTENER ----- -----*	5 5	
- 7	S1899-1 MS25237-330	LIGHT ASSEMBLY ----- BULB -----	5 1	
- 8	S1238-2-1 AN507-632R3	SWITCH ----- ATTACHING PARTS ----- SCREW ----- -----*	1 1 2	
- 9	FRL5 S1894-1 S1941-1	RESISTOR LOCATED BEHIND SWITCH TRTA ----- BULB INSTRUMENT CLUSTER GE ----- JACKET-BULB BLUE APMH -----	1 4 4	
-10	0700737-10 0700737-9 0700737-12 S1021Z2-5	LIGHT ASSEMBLY-RADIO SWITCH PANEL ----- BASE ----- COVER ASSEMBLY ----- ATTACHING PARTS ----- SCREW ----- -----*	1 1 1 1 2	
-11	S1894-1 1200756-7	BULB ----- PEDESTAL COVER ASSEMBLY-POST LIGHTED -----	3 1	
-12	S1899-2 MS25237-330	PANEL LIGHT-TAB MOUNT ----- BULB -----	1 1	
-13	S1899-1 MS25237-330 SEE FIG 94	PANEL LIGHT-TAB MOUNT ----- BULB ----- MAP LIGHT INSTALLATION -----	1 1 1	
<p>NOTE. □ THIS PART MUST HAVE A SECOND DASH NUMBER ADDED TO DENOTE COLOR. REFER TO HOW TO ORDER INTERIOR PARTS-PAGE XIII.</p> <p>A---182 SERIAL 18258506 THRU 18259305 A182 SERIAL A182-0097 THRU A182-0116</p>				

Instruments (Cont)



182 SERIAL 18259306 THRU 18260055

Figure 53G. Instrument Panel Equipment Installation

FIGURE AND INDEX NO.	PART NUMBER		DESCRIPTION	UNITS PER ASSY	USABLE ON CODE
53G-			INSTRUMENT PANEL EQUIPMENT INSTALLATION -----	NP	A
- 1	0713278-3	□	COVER-INSTRUMENT PANEL LH ----- ATTACHING PARTS -----	1	
- 2	S1898-1 NAS43DD4-16		FASTENER ----- SPACER ----- -----*	3 3	
- 3	1213163-1		LAP SEAL -----	1	
- 4			DELETED-NEVER USED -----		
- 4A	1213116-1	□	COVER-CENTER INSTRUMENT PANEL ----- ATTACHING PARTS -----	1	
- 5	S1021A6-6		SCREW -----	1	
- 6	S1022A6-6		SCREW ----- -----*	3	
- 7	0713866-6	□	COVER-STATIONARY PANEL RH ----- ATTACHING PARTS -----	1	
- 8	S1898-1 NAS43DD4-16		FASTENER ----- SPACER ----- -----*	5 5	
- 9	1213088-1 1213088-3	□	BROW ASSEMBLY-INSTRUMENT PANEL ----- BROW ASSEMBLY-INSTRUMENT PANEL ----- ATTACHING PARTS -----	1 1	G H
	0713285-1 S1021A4-6B		RETAINER-BROW ----- SCREW ----- -----*	1 7	
-10	1213004-1		RETAINER-AIRCRAFT IDENTIFICATION NUMBER ----- ATTACHING PARTS -----	1	
	S1022Z6-88 NAS446-2-1		SCREW ----- NUT ----- -----*	2 2	
	1205009-1 S1317N2		PLACARD-IDENTIFICATION NUMBER ----- CLOCK-ELECTRIC ----- ATTACHING PARTS -----	1 1	
-11	AN515B6R12 AN936B68		SCREW ----- WASHER ----- -----*	2 2	
-12	S1470N4 AN515B6R12 AN936B68		INDICATOR-AIRSPEED ----- ATTACHING PARTS ----- SCREW ----- WASHER ----- -----*	1 4 4	
			TRUE AIRSPEED INDICATOR INSTALLATION -----	NP	
-13	C661010-0202		INDICATOR-AIRSPEED -----	1	
-14	0700162-6		SPACER-TRUE AIRSPEED RING -----	1	
-15	0700189-2		RING ASSEMBLY-TRUE AIRSPEED -----	1	
-16	0700162-1		RETAINER ASSEMBLY-TRUE AIRSPEED ----- ATTACHING PARTS -----	1	
-17	AN515B6R16		SCREW ----- -----*	4	
-18	S1413N1 C661003-0501 AN515B6R12 AN936B68		INDICATOR-TURN & BANK ----- INDICATOR-TURN COORDINATOR SKYLANE ----- ATTACHING PARTS ----- SCREW ----- WASHER ----- -----*	1 1 4 4	
	TVA-1315		CAPACITOR LOCATED ON BACK OF INSTRUMENT -----	1	
-19	C661001-0501 C661001-0502 C661001-0503 AN520-6R6		GYRO-HORIZONTAL ----- GYRO-HORIZONTAL ALT ----- GYRO-HORIZONTAL ALT ----- ATTACHING PARTS ----- SCREW ----- -----*	1 1 1 4	
-20	C661002-0501 C661002-0301 C661002-0503 AN520-6R6		GYRO-DIRECTIONAL ----- GYRO-DIRECTIONAL ALT ----- GYRO-DIRECTIONAL ALT ----- ATTACHING PARTS ----- SCREW ----- -----*	1 1 1 3	
	SEE FIG 88B SEE FIG 88B		GYRO-HORIZONTAL FOR NAV-O-MATIC ----- GYRO-DIRECTIONAL FOR NAV-O-MATIC -----	1 1	

CONTINUED ON NEXT PAGE

FIGURE AND INDEX NO.	PART NUMBER	DESCRIPTION	1 2 3 4 5 6 7							UNITS PER ASSY	USABLE ON CODE
53G-21	S1414N1	GAGE-SUCTION ----- ATTACHING PARTS -----								1	
	AN515B6R12	SCREW ----- -----*								4	
-22	S1314N1	ALTIMETER 20,000 FT RECONDITIONED -----								1	
	C661011-0105	ALTIMETER 20,000 FT FEET & INCHES SKYLANE -----								1	
	C661011-0106	ALTIMETER 20,000 FT FEET & MILLIBARS -----								1	
-23	S1392N2	INDICATOR-RATE OF CLIMB ----- ATTACHING PARTS -----								1	
	AN507B632R12	SCREW -----								4	
	AN960-10L	WASHER -----								4	
	AN340B6	NUT ----- -----*								4	
	C669502-0201	INSTRUMENT CLUSTER-LIGHTED ----- ATTACHING PARTS -----								1	
	NAS43DD3-64	SPACER -----								2	
	AN507B832R24	SCREW -----								2	
	AN340B8	NUT ----- -----*								2	
-24	441344	GAGE-FUEL SW -----								2	
-25	440437	AMMETER SW -----								1	
-26	G442702	GAGE-CYLINDER HEAD TEMP SW -----								1	
-27	442785	GAGE-OIL TEMP SW -----								1	
-28	G444627	GAGE-OIL PRESSURE SW -----								1	
-29	401627	WASHER-INSULATOR SW -----								1	
	S1372-1	SENDING UNIT-CYLINDER HEAD TEMP -----								1	
	I10691	WIRE-CYLINDER HEAD TEMP GAGE TO SENDING UNIT 106 IN LG BULK ITEM -----								AR	
	811542	POTENTIOMETER -----								1	
	S1894-3	BULB-RED INSTRUMENT CLUSTER -----								4	
	S1894-1	BULB-CLEAR USE WITH POST LIGHTING -----								4	
	S1941-1	FILTER INSTRUMENT CLUSTER -----								4	
-30	S1301N1	GAGE-MANIFOLD PRESSURE ----- ATTACHING PARTS -----								1	
	AN515B6R12	SCREW -----								4	
	AN936B68	WASHER ----- -----*								4	
	0700099-7	LINE ASSEMBLY-MANIFOLD PRESSURE WHEN EXHAUSTED ----- USE 0700099-84 -----								1	
	0700099-84	LINE ASSEMBLY-MANIFOLD PRESSURE -----								1	
	AN816-2D	NIPPLE -----								1	
-31	S1305N8	TACHOMETER ----- ATTACHING PARTS -----								1	
	AN515B6R12	SCREW -----								4	
	AN936B68	WASHER ----- -----*								4	
	S1605-2	SHAFT-TACHOMETER -----								1	
-32	C668501-0201	INDICATOR-ECONOMY POWER ----- ATTACHING PARTS -----								1	
	AN507B632R12	SCREW -----								4	
	MS20365B632C	NUT ----- -----*								4	
-33	C664501-0101	HOURLY METER ----- ATTACHING PARTS -----								1	
	AN515-6R6	SCREW -----								4	
	NAS679AD6	NUT ----- -----*								4	
-34	S1311-1	GAGE-CARBURETOR AIR TEMPERATURE ----- ATTACHING PARTS -----								1	
	AN507B632R12	SCREW -----								4	
	MS20365B632C	NUT -----								4	
	C7000-632-67	NUT TIN ----- -----*								4	
-35	S1268-13	CONTROL ASSEMBLY-DEFROST -----								1	
-36	S1241-16	CONTROL ASSEMBLY-CABIN AIR -----								1	
-37	S1241-15	CONTROL ASSEMBLY-CABIN HEAT -----								1	
-38	0513039-7	LIGHTER ASSEMBLY-CIGAR -----								1	
	L4858-1	PLUG-HEATING CUE -----								1	
	S1752-2	KNOB ASSEMBLY-LIGHTER -----								1	
	60232-1	CIRCUIT BREAKER-LIGHTER ASSEMBLY CUE -----								1	
-38A	SEE FIG 79B	FLAP CONTROLS DETAIL INSTALLATION -----								1	
-39	S1234-5	CONTROL ASSEMBLY-MIXTURE -----								1	
-40	S1223-7	CONTROL ASSEMBLY-PROPELLER -----								1	
	1213646-1	WASHER PROPELLER CONTROL -----								1	
-41	S1222-16	CONTROL ASSEMBLY-THROTTLE -----								1	
	1213646-2	WASHER THROTTLE CONTROL -----								1	

CONTINUED ON NEXT PAGE

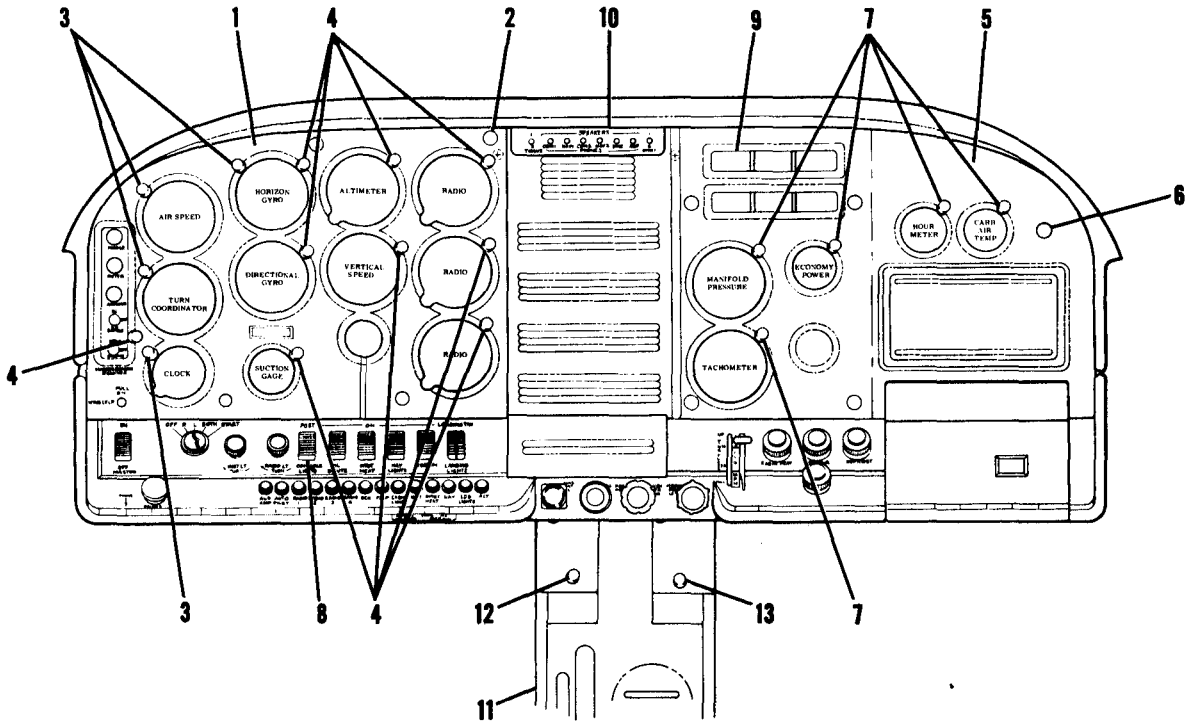
FIGURE AND INDEX NO.	PART NUMBER	DESCRIPTION							UNITS PER ASSY	USABLE ON CODE
		1	2	3	4	5	6	7		
53G-42	S1230-10	CONTROL ASSEMBLY-CARBURETOR HEAT -----							1	
-43	C291502-0101	CONTROL ASSEMBLY-ENGINE PRIMER -----							1	
	S1752-1	KNOB-PRIMER CONTROL -----							1	
-44	S1844-1-1	SWITCH-MASTER -----							1	
	AN507B632R4	ATTACHING PARTS								
		SCREW -----							2	
	0770719-1	DIODE ASSEMBLY MASTER SWITCH -----							1	
-45	C292501-0102	KIT-IGNITION SWITCH -----							1	
-46	S1880-4	RHEOSTAT-INSTRUMENT LIGHTS -----							1	
-46A	S1880-6	RHEOSTAT-INSTRUMENT LIGHTS -----							1	
-46B	S1935-3	BRACKET KIT INCLUDES COUPLING -----							1	
-46C	S1753-7	KNOB ASSEMBLY-INSTRUMENT LIGHTS RHEOSTAT -----							1	
-47	S1880-3	RHEOSTAT-RADIO LIGHTS -----							1	
	S1753-7	KNOB ASSEMBLY-RADIO LIGHTS RHEOSTAT -----							1	
-48	S1847-2-1	SWITCH-CONSOLE -----							1	
	1913035-1	COVER ASSEMBLY-SWITCH CUTOUT USE WHEN OPTIONAL -----							1	
		SWITCH IS NOT INSTALLED								
-49	S1845-2-1	SWITCH-OIL DILUTE -----							1	
	1913035-1	COVER ASSEMBLY-SWITCH CUTOUT USE WHEN OPTIONAL -----							1	
		SWITCH IS NOT INSTALLED								
-50	S1845-1-1	SWITCH-PITOT HEAT -----							1	
-51	S1845-1-1	SWITCH-NAVIGATION LIGHTS -----							1	
-52	S1845-1-1	SWITCH-FLASHING BEACON -----							1	
	1913035-1	COVER ASSEMBLY-SWITCH CUTOUT USE WHEN OPTIONAL -----							1	
		SWITCH IS NOT INSTALLED								
-53	S1846-1-1	SWITCH-LANDING LIGHTS -----							1	
-54	S1596-60	CIRCUIT BREAKER 60 AMP -----							1	
-55	S1360-20	CIRCUIT BREAKER 20 AMP -----							1	
-56	S1360-10	CIRCUIT BREAKER 10 AMP -----							1	
-57	S1360-15	CIRCUIT BREAKER 15 AMP -----							1	
-58	1213191-3	COVER ASSEMBLY-INSTRUMENT PANEL SWITCHES -----							1	
		ELECTROLUMINESCENT								
-59	0713525-1	□	COVER ASSEMBLY-INSTRUMENT PANEL LOWER -----						1	D
	0713525-3	□	COVER ASSEMBLY-INSTRUMENT PANEL LOWER WHEN -----						1	E
		EXHAUSTED USE 0713525-5								
	0713525-5	□	COVER ASSEMBLY-INSTRUMENT PANEL LOWER -----						1	F
	S102224-8		SCREW -----						2	J
-60	1213192-9		COVER ASSEMBLY-INSTRUMENT PANEL ELECTROLUMINESCENT -----						1	
-61	SEE FIG 55A		MAP COMPARTMENT INSTALLATION -----						1	
-62	1213005-1	□	COVER-SWITCH MOUNTING BRACKET -----						1	
	0700737-3		LIGHT ASSEMBLY-RADIO SWITCH PANEL -----						1	
	0700737-9		BASE -----						1	
	0700737-7		COVER ASSEMBLY -----						1	
		ATTACHING PARTS								
	S102122-5		SCREW -----						2	
		-----*								
	1215014-1	□	TRIM-RADIO SWITCH PANEL LIGHT -----						1	G
	0713934-1	□	COVER-RADIO SWITCH PANEL LIGHT -----						1	H
-63			RADIO INSTALLATIONS SEE CESSNA ELECTRONICS MANUAL -----						NP	
-64	CM2692-8H1B		PLUG BUTTON -----						2	
-65	CM2692-15.51HB		PLUG BUTTON -----						3	
-66	0713524-1	□	TRIM PANEL-RH SIDE -----						1	
-67	SEE FIG 76B		WING LEVELER INSTALLATION -----						1	
-68	0713273-201		PANEL ASSEMBLY-STATIONARY -----						1	
-69	1213650-1		SUPPORT-STATIONARY PANEL COVER -----						1	
		ATTACHING PARTS								
-70	S102128-8		SCREW -----						2	
	NAS446-4-3		NUT -----						2	
		-----*								
-71	0713266-2		CONTROL PANEL-LOWER CENTER WHEN EXHAUSTED USE 0713266-4 -----						1	B
	0713266-4		CONTROL PANEL-LOWER CENTER -----						1	C
-72	0713775-1		REINFORCEMENT-CENTER STATIONARY PANEL -----						1	
-73	0713267-1		ATTACH ASSEMBLY-PARKING BRAKE -----						1	
-74	MS21044N3		NUTPLATE -----						1	
-75	0713277-1		SUPPORT-RADIO LOWER -----						1	
-76	0713275-2		SWITCH PANEL -----						1	
-77	0713783-3		BRACKET-BULKHEAD ADAPTER -----						1	
-78	0713864-1		BRACKET-BULKHEAD ADAPTER -----						1	
-79	0713776-1		STOP-GLOVE BOX DOOR -----						2	

CONTINUED ON NEXT PAGE

FIGURE AND INDEX NO.	PART NUMBER	DESCRIPTION	UNITS PER ASSY	USABLE ON CODE
53G-80	1213145-1	MOUNTING BRACKET-GLOVE BOX -----	1	
-81	0713779-1	ANGLE ASSEMBLY-DOOR MOUNT -----	1	
	NAS697A08	NUTPLATE -----	3	
-82	0713770-10	BULKHEAD PANEL -----	1	
-83	1262001-2	MOUNTING BRACKET-FLAP CONTROL -----	1	
-84	1270638-1	BRACKET-MIKE JACK -----	1	
-85	1213062-4	SUPPORT -----	1	
-86	1213065-1	SUPPORT BRACKET ASSEMBLY RH SIDE -----	1	
	NAS697A06L	NUTPLATE -----	2	
-87	1213065-2	SUPPORT BRACKET ASSEMBLY LH SIDE -----	1	
	NAS697A06L	NUTPLATE -----	2	
-88	1213151-1	SUPPORT-BULKHEAD -----	1	
-89	1213064-1	BRACKET ASSEMBLY-SWITCH MOUNTING -----	1	
		ATTACHING PARTS		
-90	AN507B632R7	SCREW -----	4	
		*-----		
-91	0713856-2	MOUNTING BRACKET -----	1	
-92	0713809-1	CLIP-WIRE RETAINER -----	2	
-93	0713276-1	PANEL-SHOCK -----	1	
		ATTACHING PARTS		
-94	1213645-1	SHOCK PANEL -----	4	
-95	AN936A8	WASHER -----	8	
-96	AN340B8	NUT -----	8	
		*-----		
-97	CA-2	CIRCUIT BREAKER MTCC -----	2	
-98	1213301-1	RETAINER-INSTRUMENT PANEL COVER RH -----	1	D
-99	1213301-2	RETAINER-INSTRUMENT PANEL COVER LH -----	1	D
		ATTACHING PARTS		
	S1021A4-6	SCREW -----	1	
	NAS446-1	NUT -----	1	
		*-----		
<p>NOTE. THIS PART NUMBER MUST HAVE A SECOND DASH NUMBER ADDED TO DENOTE COLOR. REFER TO HOW TO ORDER INTERIOR PARTS-PAGE XI.</p>				
<p>A---182 SERIAL 18259306 THRU 18260055 B---182 SERIAL 18259306 THRU 18259765 C---182 SERIAL 18259766 THRU 18260055 D---182 SERIAL 18259306 THRU 18259969 E---182 SERIAL 18259970 THRU 18260004 F---182 SERIAL 18260005 THRU 18260055 G---182 SERIAL 18259306 THRU 18259658 H---182 SERIAL 18259659 THRU 18260055 J---182 SERIAL 18259970 THRU 18260055</p>				

This page intentionally left blank.

Equipment (Cont)

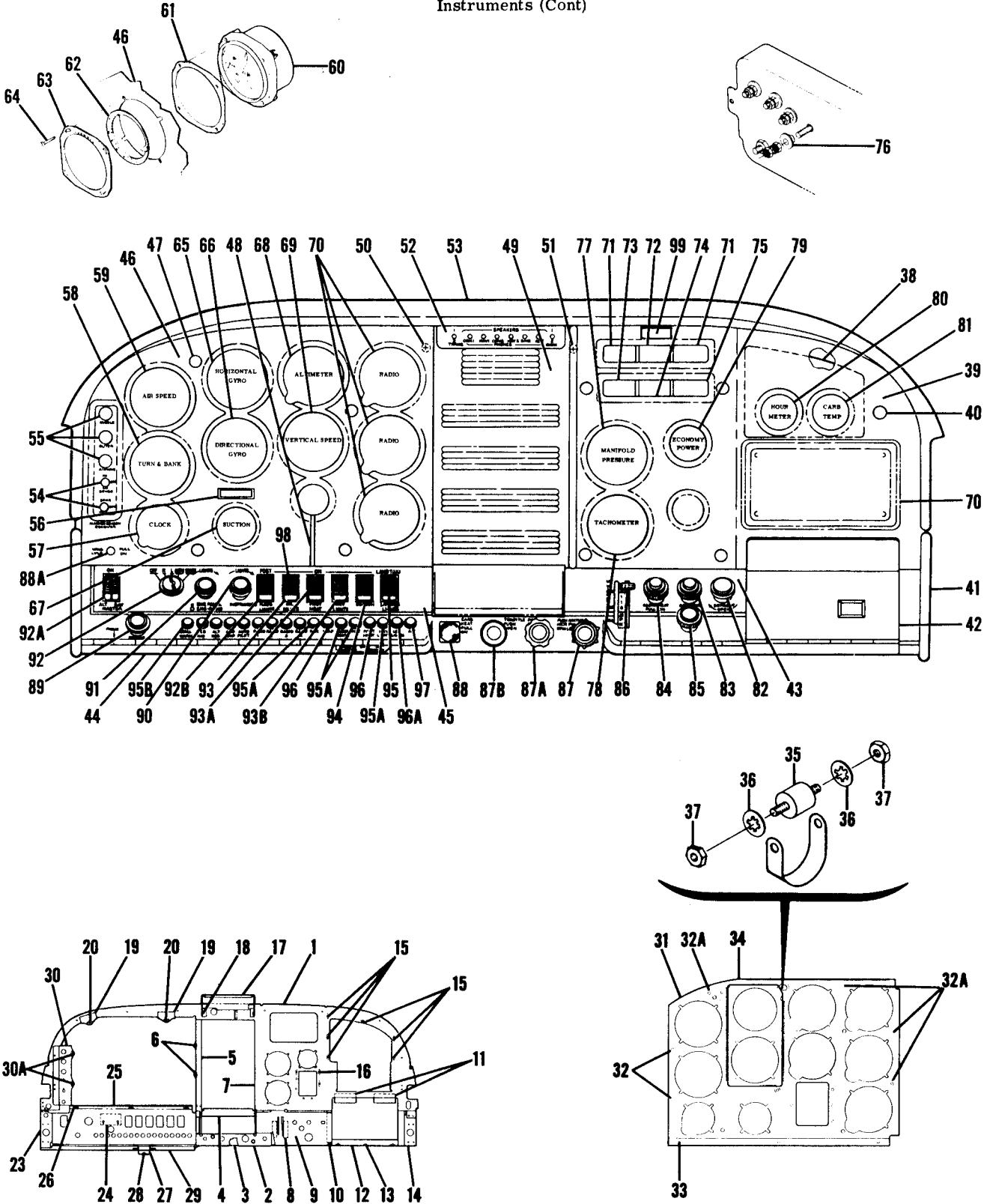


182 SERIAL 18259306 THRU 18260055

Figure 53H. Post Lighted Instrument Panel Installation

FIGURE AND INDEX NO.	PART NUMBER	DESCRIPTION	UNITS PER ASSY	USABLE ON CODE
		1 2 3 4 5 6 7		
53H-		POST LIGHTED INSTRUMENT PANEL INSTALLATION -----	NP	A
- 1	0713282-1	COVER ASSEMBLY-POST LIGHT LH -----	1	
		ATTACHING PARTS -----		
- 2	NAS430D4-16	SPACER -----	3	
	S1898-1	FASTENER -----	3	
		-----*		
- 3	S1899-2	LIGHT ASSEMBLY -----	4	
- 4	S1899-1	LIGHT ASSEMBLY -----	9	
	MS25237-330	BULB -----	1	
- 5	0713866-9	COVER ASSEMBLY-POST LIGHT RH -----	1	
		ATTACHING PARTS -----		
- 6	S1898-1	SPACER -----	5	
	S1898-1	FASTENER -----	5	
		-----*		
- 7	S1899-1	LIGHT ASSEMBLY -----	5	
	MS25237-330	BULB -----	1	
- 8	S1847-2-1	SWITCH -----	1	
		ATTACHING PARTS -----		
	AN507-632R3	SCREW -----	2	
		-----*		
- 9	FRL5-2	RESISTOR LOCATED BEHIND SWITCH TRTA -----	1	
	S1894-1	BULB INSTRUMENT CLUSTER GE -----	4	
	S1941-1	JACKET-BULB BLUE APMH -----	4	
-10	0700737-10	LIGHT ASSEMBLY-RADIO SWITCH PANEL -----	1	
	0700737-9	BASE -----	1	
	0700737-12	COVER ASSEMBLY -----	1	
		ATTACHING PARTS -----		
	S1021Z2-5	SCREW -----	2	
		-----*		
	S1894-1	BULB GE -----	3	
-11	1200756-7	PEDESTAL COVER ASSEMBLY-POST LIGHTED -----	1	
-12	S1899-2	PANEL LIGHT-TAB MOUNT -----	1	
	MS25237-330	BULB -----	1	
-13	S1899-1	PANEL LIGHT-TAB MOUNT -----	1	
	MS25237-330	BULB -----	1	
	SEE FIG 94	MAP LIGHT INSTALLATION -----	1	
<p>NOTE. □ THIS PART MUST HAVE A SECOND DASH NUMBER ADDED TO DENOTE COLOR. REFER TO HOW TO ORDER INTERIOR PARTS-PAGE XIII.</p> <p>A---182 SERIAL 18259306 THRU 18260055</p>				

Instruments (Cont)



A182 SERIAL A182-0117 & ON
182 SERIAL 18260056 THRU 18260445
 Figure 53J. Instrument Panel Equipment Installation

FIGURE AND INDEX NO.	PART NUMBER	DESCRIPTION	UNITS PER ASSY	USABLE ON CODE
		1 2 3 4 5 6 7		
53J-		INSTRUMENT PANEL EQUIPMENT INSTALLATION -----	NP	A
- 1	0713940-200	PANEL ASSEMBLY-STATIONARY -----	1	
- 2	0713266-4	PANEL-LOWER CENTER -----	1	
- 3	0713775-1	REINFORCEMENT -----	1	
- 4	1213650-1	SUPPORT-INSTRUMENT PANEL -----	1	
		ATTACHING PARTS -----		
	S1021Z8-8	SCREW -----	2	
	NAS446-4-3	NUT -----	2	
		-----*		
- 5	1213169-11	SUPPORT ASSEMBLY-INSTRUMENT PANEL -----	1	
- 6	MS21044N3	NUTPLATE -----	2	
- 7	1213151-1	SUPPORT-RADIO MOUNTING -----	1	
- 8	1262001-2	BRACKET-FLAP CONTROL MOUNTING -----	1	
- 9	0713770-10	PANEL-INSTRUMENT LOWER RH -----	1	
-10	1213145-1	BRACKET-MOUNTING -----	1	
-11	0713776-1	STOP -----	2	
-12	0713779-1	ANGLE ASSEMBLY-DOOR MOUNTING -----	1	
-13	NAS697A08	NUTPLATE -----	3	
	0713809-2	CLIP-WIRE RETAINER -----	2	
-14	0713864-1	BRACKET-BULKHEAD ADAPTER -----	1	
-15	NAS697A06L	NUTPLATE -----	6	
-16	NAS697A08	NUTPLATE -----	3	
-17	1213295-1	STIFFENER ASSEMBLY-EYE BROW -----	1	
-18	NAS697A06L	NUTPLATE -----	4	
-19	1213169-12	SUPPORT ASSEMBLY-INSTRUMENT PANEL -----	2	
-20	NAS698A3	NUTPLATE -----	1	
-21		DELETED, NOT PROCURABLE -----		
-22		DELETED, NOT PROCURABLE -----		
-23	0713783-3	BRACKET-BULKHEAD ADAPTER -----	1	
-24	0713856-6	BRACKET-RELAY MOUNTING -----	1	
-25	0713275-4	SWITCH PANEL ASSEMBLY-INSTRUMENT PANEL -----	1	
-26	MS21044N3	NUTPLATE -----	3	
-27	0713267-1	ATTACH ASSEMBLY-PARKING BRAKE -----	1	
-28	MS21044N3	NUTPLATE -----	1	
-29	1213062-4	SUPPORT-INSTRUMENT PANEL LWR LH -----	1	
-30	0713941-1	SUPPORT ASSEMBLY-INSTRUMENT PANEL LH -----	1	
	0713941-3	SUPPORT ASSEMBLY-INSTRUMENT PANEL LH -----	1	
-30A	NAS697A3	NUTPLATE -----	2	
-31	0713938-2	PANEL-LH REMOVABLE -----	1	
		ATTACHING PARTS -----		
-32	NAS221-6	SCREW -----	2	
-32A	NAS221-12	SCREW -----	4	
	NAS42HT6-19	SPACER -----	4	
-33	AN509-8R7	SCREW -----	3	
		-----*		
-34	1213170-1	PANEL-SHOCK MOUNTED -----	1	
		ATTACHING PARTS -----		
-35	1213645-1	SHOCK MOUNT -----	4	
-36	AN936A8	WASHER -----	8	
-37	AN340B8	NUT -----	8	
		-----*		
-38	1213294-1	PANEL-REMOVABLE RH -----	1	
		ATTACHING PARTS -----		
	NAS601-5	SCREW -----	6	
		-----*		
-39	0713866-6	COVER-STATIONARY PANEL RH UPPER -----	1	
		ATTACHING PARTS -----		
-40	NAS43DD4-16	SPACER -----	5	
	S1898-3	FASTENER -----	5	
		-----*		
-41	0713524-2	COVER-LOWER INSTRUMENT PANEL RH -----	1	
-42	SEE FIG 55A	MAP COMPARTMENT INSTALLATION -----	1	
-43	1213192-18	PANEL ASSEMBLY-INSTRUMENT PANEL ELECTROLUMINESCENT -----	1	
-44	0713525-8	COVER ASSEMBLY-INSTRUMENT PANEL LOWER -----	1	
-45	1213307-9	PANEL ASSEMBLY-INSTRUMENT PANEL SWITCHES -----	1	
		ELECTROLUMINESCENT -----		
	SEE FIG 90	ELECTROLUMINESCENT POWER SUPPLY & DIMMING -----	1	

CONTINUED ON EXT PAGE

FIGURE AND INDEX NO.	PART NUMBER		DESCRIPTION	UNITS PER ASSY	USABLE ON CODE
53J-46	0713278-7	□	COVER ASSEMBLY-INSTRUMENT PANEL LH -----	1	
	0713278-11	□	COVER ASSEMBLY-INSTRUMENT PANEL LH -----	1	
-47	NAS43DD4-16		ATTACHING PARTS -----		
	S1898-3		SPACER -----	4	
			FASTENER -----	4	
			-----*		
-48	1213163-1		LAP SEAL BLACK -----	1	
	1213163-2		LAP SEAL GRAY -----	1	
-49	1213116-1	□	COVER-RADIO CUTOUT -----	1	
			ATTACHING PARTS -----		
-50	S1021A6-6		SCREW -----	1	
-51	S1022A6-6		SCREW -----	3	
			-----*		
-52	1213005-2	□	COVER-SWITCH MOUNTING BRACKET -----	1	
	0713934-1	□	COVER-RADIO SWITCH PANEL LIGHT -----	1	
-53	1213173-2	□	COVER-BROW -----	1	
			ATTACHING PARTS -----		
	1206003-9		RETAINER-BROW -----	1	
	S1021A4-6B		SCREW -----	7	
			-----*		
	SEE FIG 90A		BROW LIGHTS INSTALLATION -----	1	
-54	CM2692-8H1B		PLUG BUTTON -----	2	
-55	CM2692-15.5H1B		PLUG BUTTON -----	3	
-56	1213004-1		RETAINER-AIRCRAFT IDENTIFICATION NUMBER -----	1	
			ATTACHING PARTS -----		
	S1022Z6-8B		SCREW -----	2	
	NAS446-2-1		NUT -----	2	
			-----*		
	1205009-1		PLACARD-IDENTIFICATION NUMBER -----	1	
-57	S1317N2		CLOCK-ELECTRIC -----	1	
			ATTACHING PARTS -----		
	AN515B6R12		SCREW -----	2	
	AN936B68		WASHER -----	2	
			-----*		
-58	S1413N1		INDICATOR-TURN & BANK -----	1	
	C661003-0501		INDICATOR-TURN COORDINATOR -----	1	
			ATTACHING PARTS -----		
	AN515B6R12		SCREW -----	4	
	AN936B68		WASHER -----	4	
			-----*		
	TVA1315		CAPACITOR LOCATED ON BACK OF INSTRUMENT -----	1	
-59	C661010-0606		INDICATOR-AIRSPEED -----	1	
			ATTACHING PARTS -----		
	AN515B6R12		SCREW -----	4	
	AN936B68		WASHER -----	4	
			-----*		
			TRUE AIRSPEED INDICATOR INSTALLATION -----	NP	
-60	C661010-0213		INDICATOR-AIRSPEED -----	1	
-61	0700162-6		SPACER-TRUE AIR SPEED RING -----	1	
-62	0700189-2		RING ASSEMBLY-TRUE AIRSPEED -----	1	
-63	0700162-1		RETAINER ASSEMBLY-TRUE AIRSPEED -----	1	
			ATTACHING PARTS -----		
-64	AN515B6R16		SCREW -----	4	
			-----*		
-65	C661001-0501	*	GYRO-HORIZONTAL -----	1	
	C661001-0502	*	GYRO-HORIZONTAL -----	1	
	C661001-0503	*	GYRO-HORIZONTAL -----	1	
	C661001-0504	*	GYRO-HORIZONTAL -----	1	
			ATTACHING PARTS -----		
	AN520-6R6		SCREW -----	4	
			-----*		
-66	C661002-0501	**	GYRO-DIRECTIONAL -----	1	
	C661002-0301	**	GYRO-DIRECTIONAL -----	1	
	C661002-0503	**	GYRO-DIRECTIONAL -----	1	
	C661002-0504	**	GYRO-DIRECTIONAL -----	1	
			ATTACHING PARTS -----		
	AN520-6R6		SCREW -----	3	
			-----*		
	SEE FIG 888		GYRO-HORIZONTAL NAV-O-MATIC -----	1	
	SEE FIG 888		GYRO-DIRECTIONAL NAV-O-MATIC -----	1	

CONTINUED ON NEXT PAGE

FIGURE AND INDEX NO.	PART NUMBER	DESCRIPTION	UNITS PER ASSY	USABLE ON CODE
53J-67	S1414N1	GAGE-SUCTION ----- ATTACHING PARTS -----	1	
	AN515B6R12	SCREW ----- -----*	4	
-68	S1314N1	ALTIMETER 20,000 FT RECONDITIONED -----	1	
	C661011-0105	ALTIMETER 20,000 FT FEET & INCHES SKYLANE -----	1	
	C661011-0106	ALTIMETER 20,000 FT FEET & MILLIBARS -----	1	
-69	S1392N2	INDICATOR-RATE OF CLIMB ----- ATTACHING PARTS -----	1	
	AN507B632R12	SCREW -----	4	
	AN960-10L	WASHER -----	4	
	AN340B6	NUT ----- -----*	4	
-70		RADIO INSTALLATIONS SEE CESSNA ELECTRONICS MANUAL -----	NP	
	C669502-0201	INSTRUMENT CLUSTER-LIGHTED ----- ATTACHING PARTS -----	1	
	NAS430D3-64	SPACER -----	2	
	AN507B832R24	SCREW -----	2	
	AN340B8	NUT ----- -----*	2	
-71	441344	GAGE-FUEL SW -----	2	
-72	440437	AMMETER SW -----	1	
-73	G442702	GAGE-CYLINDER HEAD TEMP SW -----	1	
-74	442785	GAGE-OIL TEMP SW -----	1	
-75	G444627	GAGE-OIL PRESSURE SW -----	1	
-76	401627	WASHER-INSULATOR SW -----	1	
	S1372-1	SENDING UNIT-CYLINDER HEAD TEMP -----	1	
	110691	WIRE-CYLINDER HEAD TEMP GAGE TO SENDING ----- UNIT 106 IN LG BULK ITEM -----	AR	
	811542	POTENTIOMETER SW -----	1	
	S1894-3	BULB-RED INSTRUMENT CLUSTER -----	4	
	S1894-1	BULB-CLEAR GE USED WITH POST LIGHTING -----	4	
	S1941-1	FILTER INSTRUMENT CLUSTER -----	4	
-77	S1301N1	GAGE-MANIFOLD PRESSURE ----- ATTACHING PARTS -----	1	
	AN515B6R12	SCREW -----	4	
	AN936B68	WASHER ----- -----*	4	
	0700099-84	LINE ASSEMBLY-MANIFOLD PRESSURE -----	1	
	AN816-2D	NIPPLE -----	1	
-78	S1305N8	TACHOMETER ----- ATTACHING PARTS -----	1	
	AN515B6R12	SCREW -----	4	
	AN936B68	WASHER ----- -----*	4	
	S1605-2	SHAFT-TACHOMETER -----	1	
-79	C668501-0201	INDICATOR-ECONOMY POWER ----- ATTACHING PARTS -----	1	
	AN507B632R12	SCREW -----	4	
	MS20365B632C	NUT ----- -----*	4	
-80	C664501-0101	GAGE-HOURMETER ----- ATTACHING PARTS -----	1	
	AN515-6R6	SCREW -----	4	
	NAS679A06	NUT ----- -----*	4	
-81	S1311-1	GAGE-CARBURETOR AIR TEMPERATURE ----- ATTACHING PARTS -----	1	
	AN507B632R12	SCREW -----	4	
	MS20365B632C	NUT -----	4	
	C7000-632-7	NUT TIN ----- -----*	4	
-82	S1268-13	CONTROL ASSEMBLY-DEFROST -----	1	
-83	S1241-16	CONTROL ASSEMBLY-CABIN AIR -----	1	
-84	S1241-15	CONTROL ASSEMBLY-CABIN HEAT -----	1	
-85	0513039-7	LIGHTER ASSEMBLY-CIGAR -----	1	
	L4858-1	PLUG-HEATING CUE -----	1	
	S1982-1	KNOB ASSEMBLY-LIGHTER -----	1	
	60232-1	CIRCUIT BREAKER-LIGHTER ASSEMBLY CUE -----	1	
-86	SEE FIG 79B	FLAP CONTROL DETAIL INSTALLATION -----	1	

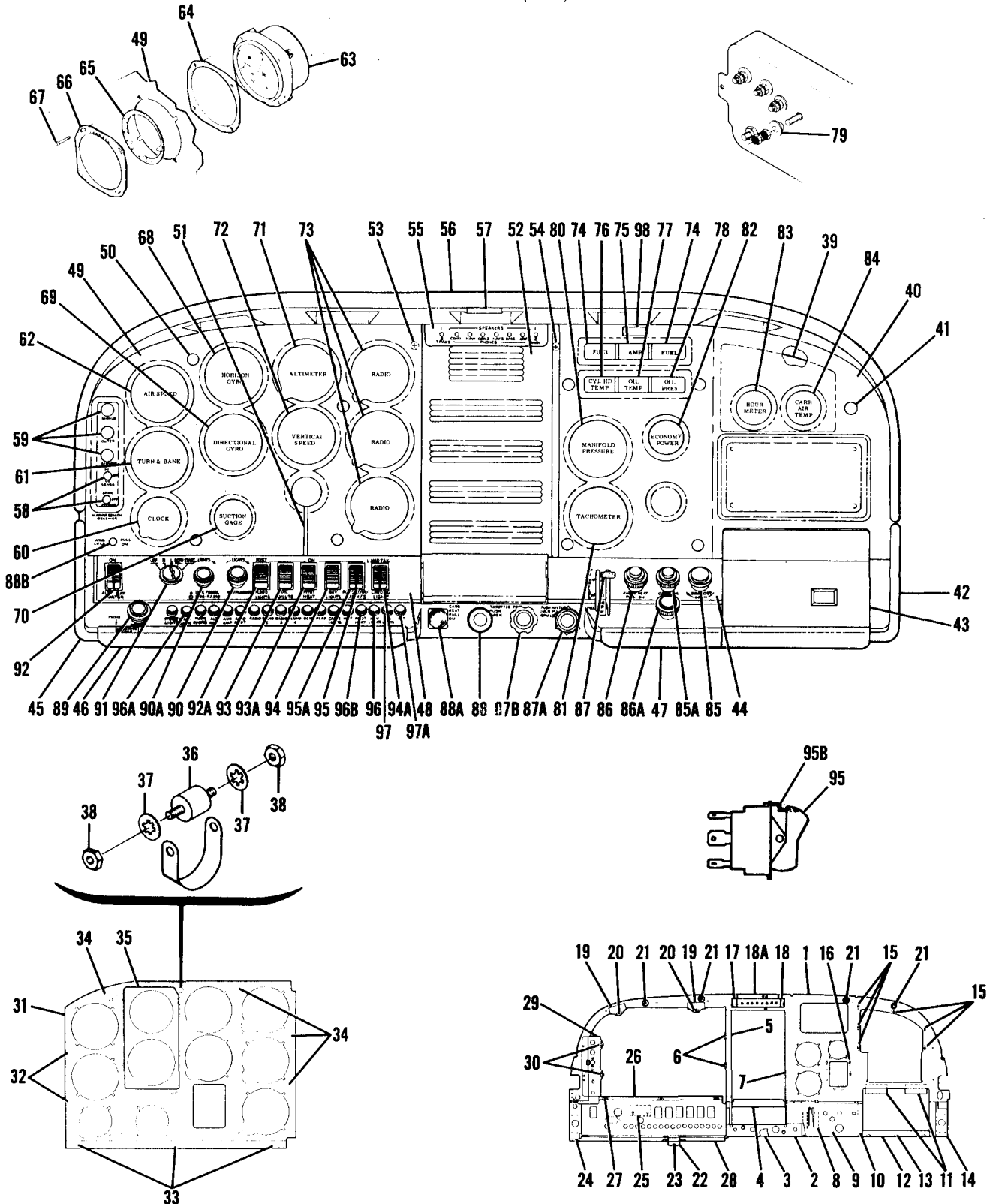
CONTINUED ON NEXT PAGE

FIGURE AND INDEX NO.	PART NUMBER	DESCRIPTION	UNITS PER ASSY	USABLE ON CODE
53J-87	S1234-5	CONTROL ASSEMBLY-MIXTURE -----	1	
-87A	S1223-7	CONTROL ASSEMBLY-PROPELLER -----	1	D
	C299506-0100	CONTROL ASSEMBLY-PROPELLER -----	1	E
	1213646-1	WASHER-PROPELLER CONTROL -----	1	
-87B	S1222-16	CONTROL ASSEMBLY-THROTTLE -----	1	B
	C299505-0201	CONTROL ASSEMBLY-THROTTLE -----	1	C
-88	S1230-10	CONTROL ASSEMBLY-CARBURETOR HEAT -----	1	
-88A	SEE FIG 76B	WING LEVELER INSTALLATION -----	1	
-89	C291502-0101	CONTROL ASSEMBLY-ENGINE PRIMER -----	1	
	S1752-1	KNOB-PRIMER CONTROL -----	1	
-90	S1980-1	KNOB ASSEMBLY-INSTRUMENT LIGHTS -----	1	
	S1904-3	VARIABLE RESISTOR -----	1	
	47 OHM, 1/2W, 10%	RESISTOR -----	1	
-91	S1995-1	KNOB ASSEMBLY-RADIO LIGHTS -----	1	
		ATTACHING PARTS		
	AN565B2H3	SCREW -----	1	
	AN565B2-3	SCREW ALT -----	1	
		*-----		
	S2008-1	VARIABLE RESISTOR-TANDEM -----	1	
-92	C292501-0102	KIT-IGNITION SWITCH -----	1	
-92A	S1994-1-1	SWITCH-MASTER -----	1	
		ATTACHING PARTS		
	AN507B632R4	SCREW -----	2	
		*-----		
	C770719-1	DIODE ASSEMBLY-MASTER SWITCH -----	1	
-92B	S1847-2-2	SWITCH-CONSOLE LIGHTS -----	1	
	1913035-1	COVER ASSEMBLY-SWITCH CUTOUT USE WHEN OPTIONAL -----	1	
		SWITCH IS NOT INSTALLED		
-93	S1845-2-2	SWITCH-OIL DILUTE -----	1	
	1913035-1	COVER ASSEMBLY-SWITCH CUTOUT USE WHEN OPTIONAL -----	1	
		SWITCH IS NOT INSTALLED		
-93A	S1845-1-2	SWITCH-PITOT HEAT -----	1	
-93B	S1845-1-2	SWITCH-NAVIGATION LIGHTS -----	1	
-94	S1845-1-2	SWITCH-FLASHING BEACON -----	1	
	1913035-1	COVER ASSEMBLY-SWITCH CUTOUT USE WHEN OPTIONAL -----	1	
		SWITCH IS NOT INSTALLED		
-95	S1846-1-3	SWITCH-LANDING LIGHTS -----	1	
-95A	S1360-10	CIRCUIT BREAKER 10 AMP -----	4	
-95B	S1360-5	CIRCUIT BREAKER 5 AMP -----	3	
-96	S1360-15	CIRCUIT BREAKER 15 AMP -----	2	
-96A	S1360-20	CIRCUIT BREAKER 20 AMP -----	1	
-97	S1596-60	CIRCUIT BREAKER 60 AMP -----	1	
	0713854-1	BUS BAR-CENTER -----	1	
	0713854-2	BUS BAR-RH -----	1	
	0713854-3	BUS BAR-LH -----	1	
-98	S1843-1	BEZEL-SWITCH MOUNTING -----	7	
-99	0505020-2	PLACARD-MASTER SWITCH -----	1	
<p>NOTE. *THESE GYROS ARE PHYSICALLY & FUNCTIONALLY INTERCHANGEABLE.</p> <p>NOTE. **THESE GYROS ARE PHYSICALLY & FUNCTIONALLY INTERCHANGEABLE.</p> <p>NOTE. ‡THIS PART IS USED WHEN NARCO MARK 12B IS INSTALLED WITH VOA-50M INDICATOR.</p> <p>NOTE. □THIS PART NUMBER MUST HAVE A SECOND DASH NUMBER ADDED TO DENOTE COLOR. REFER TO HOW TO ORDER INTERIOR PARTS-PAGE XI.</p> <p>A---182 SERIAL 18260056 THRU 18260445 A182 SERIAL A182-0117 & ON B---182 SERIAL 18260056 THRU 18260301 C---182 SERIAL 18260302 THRU 18260445 A182 SERIAL A182-0117 & ON D---182 SERIAL 18260056 THRU 18260417 E---182 SERIAL 18260418 THRU 18260445 A182 SERIAL A182-0117 & ON</p>				

This page intentionally left blank.

FIGURE AND INDEX NO.	PART NUMBER		DESCRIPTION	UNITS PER ASSY	USABLE ON CODE
53K-			1 2 3 4 5 6 7		
			POST LIGHTED INSTRUMENT PANEL INSTALLATION -----	NP	A
- 1	0713282-2	□	COVER ASSEMBLY-POST LIGHT LH BLACK -----	1	
	0713282-3	□	COVER ASSEMBLY-POST LIGHT LH GREY -----	1	
	0713282-4	☒	COVER ASSEMBLY-POST LIGHT LH BLACK -----	1	
	0713282-5	☒	COVER ASSEMBLY-POST LIGHT LH GRAY -----	1	
			ATTACHING PARTS		
- 2	S1898-1		FASTENER BLACK -----	4	
	S1898-3		FASTENER GREY -----	4	
	NAS43DD4-16		SPACER -----	4	
			-----*		
- 3	S1899-2		LIGHT ASSEMBLY BLACK -----	4	
	S1899-2G		LIGHT ASSEMBLY GREY -----	4	
- 4	S1899-1		LIGHT ASSEMBLY BLACK -----	9	
	S1899-1G		LIGHT ASSEMBLY GREY -----	9	
	MS25237-330		BULB -----	1	
- 5	0713866-9	□	COVER ASSEMBLY-POST LIGHT RH BLACK -----	1	
	0713866-10	□	COVER ASSEMBLY-POST LIGHT RH GREY -----	1	
			ATTACHING PARTS		
- 6	S1898-1		FASTENER BLACK -----	5	
	S1898-3		FASTENER GREY -----	5	
	NAS43DD4-16		SPACER -----	5	
			-----*		
- 7	S1899-1		LIGHT ASSEMBLY BLACK -----	5	
	S1899-1G		LIGHT ASSEMBLY GREY -----	5	
- 8	S1847-2-2		SWITCH-POST LIGHTS -----	1	
	FRL5-2		RESISTOR LOCATED BEHIND SWITCH TRTA -----	1	
- 9	S1894-1		BULB INSTRUMENT CLUSTER GE -----	4	
	S1941-1		JACKET-BULB BLUE APMH -----	4	
-10	1200756-7	□	PEDESTAL COVER ASSEMBLY-POST LIGHTED -----	1	
	S1894-1		BULB GE -----	3	
-11	S1899-1		LIGHT ASSEMBLY -----	1	
-12	S1899-2		LIGHT ASSEMBLY -----	1	
	SEE FIG 74B		MAPLIGHT ASSEMBLY -----	1	
<p>NOTE. □ THIS PART NUMBER MUST HAVE A SECOND DASH NUMBER ADDED TO DENOTE COLOR. REFER TO HOW TO ORDER INTERIOR PARTS-PAGE XIII.</p> <p>NOTE. ☒ THIS PART IS USED WHEN NARCO MARK 12B IS INSTALLED WITH VOA-50M INDICATOR.</p> <p>A---182 SERIAL 18260056 THRU 18260445 A182 SERIAL A182-0117 & ON</p>					

Instruments (Cont)



182 SERIAL 18260446 THRU 18260825

Figure 53L. Instrument Panel Equipment Installation

FIGURE AND INDEX NO.	PART NUMBER	DESCRIPTION	UNITS PER ASSY	USABLE ON CODE
		1 2 3 4 5 6 7		
53L-		INSTRUMENT PANEL EQUIPMENT INSTALLATION -----	NP	A
- 1	0713940-201	PANEL ASSEMBLY-STATIONARY -----	1	
- 2	0713266-4	PANEL-LOWER CENTER -----	1	
- 3	0713775-1	REINFORCEMENT -----	1	
- 4	1213650-1	SUPPORT-INSTRUMENT PANEL -----	1	
		ATTACHING PARTS -----		
	S1021Z8-8	SCREW -----	2	
	NAS446-4-3	NUT -----	2	
		-----*		
- 5	1213169-11	SUPPORT ASSEMBLY-INSTRUMENT PANEL -----	1	
- 6	MS21044N3	NUTPLATE -----	2	
- 7	1213151-1	SUPPORT-RADIO MOUNTING -----	1	
- 8	1262001-2	BRACKET-FLAP CONTROL MOUNTING -----	1	
- 9	0713770-11	PANEL-INSTRUMENT LOWER RH -----	1	
-10	1213145-1	BRACKET-MOUNTING -----	1	
-11	0713776-1	STOP -----	2	
-12	0713779-1	ANGLE ASSEMBLY-DOOR MOUNTING -----	1	
-13	NAS697A08	NUTPLATE -----	3	
	0713809-2	CLIP-WIRE RETAINER -----	2	
-14	0713864-1	BRACKET-BULKHEAD ADAPTOR -----	1	
-15	NAS697A06L	NUTPLATE -----	6	
-16	NAS697A08	NUTPLATE -----	3	
-17	1213065-1	BRACKET ASSEMBLY-RADIO SWITCH LH -----	1	
-18	1213065-2	BRACKET ASSEMBLY-RADIO SWITCH RH -----	1	
	NAS697A06L	NUTPLATE -----	2	
-18A	1213064-1	BRACKET ASSEMBLY-SWITCH MOUNTING -----	1	
-19	1213169-12	SUPPORT ASSEMBLY-INSTRUMENT PANEL -----	2	
-20	NAS698A3	NUTPLATE -----	1	
-21	NAS557-3A	GROMMET -----	4	
-22	0713267-1	ATTACH ASSEMBLY-PARKING BRAKE -----	1	
-23	MS21044N3	NUTPLATE -----	1	
-24	0713783-3	BRACKET-BULKHEAD ADAPTER -----	1	
-25	1270707-2	BRACKET -----	1	
-26	0713275-4	SWITCH PANEL ASSEMBLY -----	1	
-27	MS21044N3	NUTPLATE -----	3	
-28	1213062-4	SUPPORT-INSTRUMENT PANEL LOWER LH -----	1	
-29	0713941-5	SUPPORT ASSEMBLY-INSTRUMENT PANEL LH -----	1	
	0713931-7	SUPPORT ASSEMBLY-INSTRUMENT PANEL LH -----	1	
-30	NAS697A3	NUTPLATE -----	2	
-31	0713938-2	PANEL-LH REMOVABLE -----	1	
		ATTACHING PARTS -----		
-32	NAS221-6	SCREW -----	2	
-33	AN509-8R7	SCREW -----	3	
-34	NAS221-12	SCREW -----	4	
	NAS42HT6-19	SPACER -----	4	
		-----*		
-35	1213170-1	PANEL-SHOCK MOUNTED -----	1	
		ATTACHING PARTS -----		
-36	1213645-1	SHOCK MOUNT -----	4	
-37	AN936A8	WASHER -----	8	
-38	AN340B8	NUT -----	8	
		-----*		
-39	1213294-1	PANEL-REMOVABLE RH -----	1	
		ATTACHING PARTS -----		
	NAS601-5	SCREW -----	6	
		-----*		
-40	0713866-6	COVER-STATIONARY PANEL RH UPPER -----	1	
		ATTACHING PARTS -----		
-41	S1898-3	FASTENER GRAY -----	5	
	S1898-1	FASTENER BLACK -----	5	
	NAS43DD4-16	SPACER -----	5	
		-----*		
-42	0713524-3	COVER-LOWER INSTRUMENT PANEL RH -----	1	
-43	SEE FIG 55A	MAP COMPARTMENT INSTALLATION -----	1	
-44	0713954-1	PANEL ASSEMBLY ELECTROLUMINESCENT -----	1	
-45	0713525-11	COVER ASSEMBLY-INSTRUMENT PANEL LOWER -----	1	
-46	0713955-1	KNEE BUMPER-LH -----	1	
-47	0713955-2	KNEE BUMPER-INBD RH -----	1	

CONTINUED ON NEXT PAGE

FIGURE AND INDEX NO.	PART NUMBER	DESCRIPTION							UNITS PER ASSY	USABLE ON CODE	
		1	2	3	4	5	6	7			
53L-48	1213314-9	PANEL ASSEMBLY-SWITCH ELECTROLUMINESCENT -----							1		
	SEE FIG 90	POWER SUPPLY & DIMMING-ELECTROLUMINESCENT -----							1		
-49	0713278-13	□	COVER ASSEMBLY-INSTRUMENT PANEL LH -----							1	
	0713278-17	□	COVER ASSEMBLY-INSTRUMENT PANEL LH -----							1	
			ATTACHING PARTS								
-50	NAS43DD4-16		SPACER -----							4	
	S1898-3		FASTENER GRAY -----							4	
	S1898-1		FASTENER BLACK -----							4	
			*-----								
-51	1213163-2		LAP SEAL GRAY -----							1	
	1213163-1		LAP SEAL BLACK -----							1	
-52	1213116-1	□	COVER-RADIO CUTOUT -----							1	
			ATTACHING PARTS								
-53	S1021A6-6		SCREW -----							1	
-54	S1022A6-6		SCREW -----							3	
			*-----								
-55	1213005-5	□	COVER-SWITCH MOUNTING BRACKET -----							1	
-56	1213320-1		GLARE SHIELD ASSEMBLY -----							1	
-57	SEE FIG 2		PLACARD-IDENTIFICATION NUMBER -----							1	
	SEE FIG 90A		BROW LIGHTS INSTALLATION -----							1	
-58	CM2692-8H1B		PLUG BUTTON -----							2	
-59	CM2692-15.5H1B		PLUG BUTTON -----							3	
-60	S1317N2		CLOCK-ELECTRIC -----							1	
			ATTACHING PARTS								
	AN515B6R12		SCREW -----							2	
	AN936B68		WASHER -----							2	
			*-----								
-61	S1413N1		INDICATOR-TURN & BANK -----							1	
	C661003-0501		INDICATOR-TURN COORDINATOR -----							1	
			ATTACHING PARTS								
	AN515B6R12		SCREW -----							2	
	AN936B68		WASHER -----							2	
			*-----								
-62	TVA1315		CAPACITOR LOCATED ON BACK OF INSTRUMENT -----							1	
	C661010-0606		INDICATOR-AIRSPPEED -----							1	
			ATTACHING PARTS								
	AN515B6R12		SCREW -----							4	
	AN936B68		WASHER -----							4	
			*-----								
-63	C661010-0213		TRUE AIRSPEED INDICATOR INSTALLATION -----							NP	
-64	0700162-6		INDICATOR-AIRSPPEED -----							1	
	0700162-4		SPACER .071 THICKNESS -----							1	
	0700162-3		SPACER .063 THICKNESS -----							AR	
	0700162-7		SPACER .051 THICKNESS -----							AR	
	0700189-2		SPACER .040 THICKNESS -----							AR	
-65	0700189-2		RING ASSEMBLY TRUE AIRSPEED -----							1	
-66	0700162-1		RETAINER ASSEMBLY TRUE AIRSPEED -----							1	
			ATTACHING PARTS								
-67	AN515B6R16		SCREW -----							4	
			*-----								
-68	C661001-0505	*	GYRO-HORIZONTAL -----							1	
	C661001-0502	*	GYRO-HORIZONTAL ALTERNATE -----							1	
	C661001-0503	*	GYRO-HORIZONTAL ALTERNATE -----							1	
	C661001-0504	*	GYRO-HORIZONTAL ALTERNATE -----							1	
			ATTACHING PARTS								
	AN520-6R6		SCREW -----							4	
			*-----								
-69	C661002-0505	**	GYRO-DIRECTIONAL -----							1	
	C661002-0301	**	GYRO-DIRECTIONAL ALTERNATE -----							1	
	C661002-0506	**	GYRO-DIRECTIONAL ALTERNATE -----							1	
	C661002-0504	**	GYRO-DIRECTIONAL ALTERNATE -----							1	
			ATTACHING PARTS								
	AN520-6R6		SCREW -----							3	
			*-----								
	SEE FIG 88C		GYRO-DIRECTIONAL NAV-O-MATIC -----							1	

CONTINUED ON NEXT PAGE

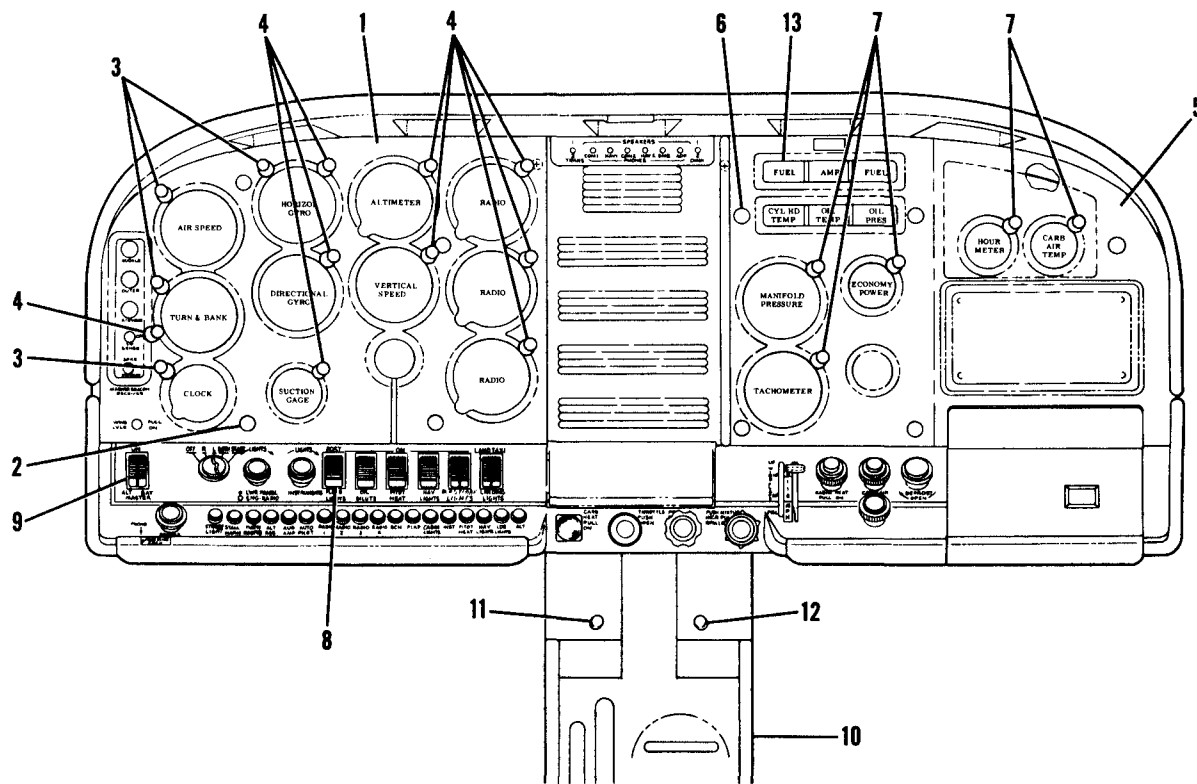
FIGURE AND INDEX NO.	PART NUMBER	DESCRIPTION	UNITS PER ASSY	USABLE ON CODE
		1 2 3 4 5 6 7		
53L-70	S1414N1	GAGE-SUCTION ----- ATTACHING PARTS -----	1	
	AN515B6R12	SCREW ----- -----*	4	
-71	S1314N1	ALTIMETER 20,000 FT RECONDITIONED -----	1	
	C661011-0105	ALTIMETER 20,000 FT FEET & INCHES -----	1	
	C661011-0106	ALTIMETER 20,000 FT FEET & MILLIBARS -----	1	
-72	S1392N1	INDICATOR-RATE OF CLIMB -----	1	
	S1392N2	INDICATOR-RATE OF CLIMB ALTERNATE ----- ATTACHING PARTS -----	1	
	AN507B632R12	SCREW -----	4	
	AN960-10L	WASHER -----	4	
	AN340B6	NUT ----- -----*	4	
-73		RADIO INSTALLATIONS SEE ELECTRONICS MANUAL -----	NP	
	C669502-0201	INSTRUMENT CLUSTER-LIGHTED ----- ATTACHING PARTS -----	1	
	NAS430D3-64	SPACER -----	2	
	AN507B832R24	SCREW -----	2	
	AN340B8	NUT ----- -----*	2	
-74	441344	GAGE-FUEL SW -----	2	
-75	440437	AMMETER SW -----	1	
-76	G442702	GAGE-CYLINDER HEAD TEMP SW -----	1	
-77	442785	GAGE-OIL TEMP SW -----	1	
-78	G444627	GAGE-OIL PRESSURE SW -----	1	
-79	401627	WASHER-INSULATOR SW -----	1	
	S1372-1	SENDING UNIT-CYLINDER HEAD TEMP -----	1	
	110691	WIRE-CYLINDER HEAD TEMP GAGE TO SENDING UNIT 106.0 IN LG BULK ITEM -----	AR	
	811542	POTENTIOMETER SW -----	1	
	S1894-3	BULB-RED INSTRUMENT CLUSTER -----	4	
	S1894-1	BULB-CLEAR GE USED WITH POST LIGHTING -----	4	
	S1941-1	FILTER INSTRUMENT CLUSTER -----	4	
-80	S1301N1	GAGE-MANIFOLD PRESSURE ----- ATTACHING PARTS -----	1	
	AN515B6R12	SCREW -----	4	
	AN936B68	WASHER ----- -----*	4	
	0700099-84	LINE ASSEMBLY-MANIFOLD PRESSURE -----	1	
	AN816-2D	NIPPLE -----	1	
-81	S1305N8	TACHOMETER ----- ATTACHING PARTS -----	1	
	AN515B6R12	SCREW -----	4	
	AN936B68	WASHER ----- -----*	4	
	S1605-2	SHAFT-TACHOMETER -----	1	
-82	C668501-0201	INDICATOR-ECONOMY POWER ----- ATTACHING PARTS -----	1	
	AN507B632R12	SCREW -----	4	
	MS20365B632C	NUT ----- -----*	4	
-83	C664501-0101	GAGE-HOURLY-METER ----- ATTACHING PARTS -----	1	
	AN507B632-6	SCREW -----	4	
	NAS679A06	NUT ----- -----*	4	
-84	S1311-1	GAGE-CARBURETOR AIR TEMP ----- ATTACHING PARTS -----	1	
	AN507B632R12	SCREW -----	4	
	MS20365B632C	NUT -----	4	
	C7000-632-7	NUT TIN ----- -----*	4	
-85	S1268-14	CONTROL ASSEMBLY-DEFROST -----	1	
-85A	S1241-36	CONTROL ASSEMBLY-CABIN AIR -----	1	
-86	S1241-37	CONTROL ASSEMBLY-CABIN HEAT -----	1	

CONTINUED ON NEXT PAGE

FIGURE AND INDEX NO.	PART NUMBER	DESCRIPTION	UNITS PER ASSY	USABLE ON CODE
53L-86A	0513039-7	LIGHTER ASSEMBLY-CIGAR -----	1	
	L4858-1	PLUG-HEATING CUE -----	1	
	S1982-1	KNOB ASSEMBLY-LIGHTER -----	1	
	60232-1	CIRCUIT BREAKER-LIGHTER ASSEMBLY CUE -----	1	
-87	SEE FIG 79B	FLAP CONTROL DETAIL INSTALLATION -----	1	
-87A	S1234-5	CONTROL ASSEMBLY-MIXTURE -----	1	
-87B	C299506-0102	CONTROL ASSEMBLY-PROPELLER -----	1	
	1213646-1	WASHER-PROPELLER CONTROL -----	1	
-88	C299505-0201	CONTROL ASSEMBLY-THROTTLE -----	1	
-88A	S1230-10	CONTROL ASSEMBLY-CARBURETOR HEAT -----	1	
-88B	SEE FIG 76B	WING LEVELER INSTALLATION -----	1	
-89	C291502-0103	PRIMER ASSEMBLY-ENGINE -----	1	
	S1974-1	KNOB ASSEMBLY-PRIMER -----	1	
-90	S1980-1	KNOB ASSEMBLY-INSTRUMENT PANEL -----	1	
	S1904-3	RESISTOR-VARIABLE -----	1	
	47 OHM, 1/2W, 10%	RESISTOR -----	1	
-90A	S1995-4	KNOB ASSEMBLY-RADIO LIGHTS -----	1	
		ATTACHING PARTS		
	AN565B2H3	SCREW -----	1	
	AN565B2-3	SCREW ALT -----	1	
		---*---		
	S2091-1	RESISTOR-VARIABLE TANDEM -----	1	
-91	C292501-0102	KIT-IGNITION SWITCH -----	1	
-92	S1994-1-1	SWITCH-MASTER -----	1	
	0770719-2	DIODE ASSEMBLY-MASTER SWITCH -----	1	
-92A	S1847-2-2	SWITCH-CONSOLE LIGHTS -----	1	
-93	S1845-2-2	SWITCH-OIL DILUTE -----	1	
-93A	S1845-1-2	SWITCH-PITOT HEAT -----	1	
-94	S1845-1-2	SWITCH-NAVIGATION LIGHTS -----	1	
-94A	S1846-2-3	SWITCH-LANDING LIGHTS -----	1	
-95	S1846-1-3	SWITCH-BEACON & STROBE LIGHT -----	1	
-95A	S1843-1	BEZEL-SWITCH MOUNTING -----	7	
	1913035-1	COVER ASSEMBLY-SWITCH CUTOUT USED WHEN OPTIONAL -----	3	
		SWITCHES ARE NOT INSTALLED		
-95B	1270695-1	CLIP RH-LOCKING -----	1	
	1270695-2	CLIP LH-LOCKING -----	1	
-96	S1360-10	CIRCUIT BREAKER 10 AMP -----	5	
-96A	S1360-5	CIRCUIT BREAKER 5 AMP -----	3	
-96B	S1360-15	CIRCUIT BREAKER 15 AMP -----	2	
-97	S1360-20	CIRCUIT BREAKER 20 AMP -----	1	
-97A	S1596-60	CIRCUIT BREAKER 60 AMP -----	1	
	0713854-1	BUS BAR-CENTER -----	1	
	0713854-2	BUS BAR-RH -----	1	
	0713854-4	BUS BAR-LH -----	1	
-98	0505020-2	PLACARD-MASTER SWITCH -----	1	
		NOTE. #THIS PART NUMBER MUST HAVE A SECOND DASH NUMBER ADDED TO DENOTE COLOR. REFER TO HOW TO ORDER INTERIOR PARTS-PAGE XI.		
		NOTE. *THESE GYROS ARE PHYSICALLY & FUNCTIONALLY INTERCHANGEABLE.		
		NOTE. **THESE GYROS ARE PHYSICALLY & FUNCTIONALLY INTERCHANGEABLE.		
		NOTE. ‡THESE PARTS USED ONLY ON AIRPLANES EQUIPPED WITH NARCO MK 12B WITH VOA-50M RADIO INSTALLATION.		
		A---182 SERIAL 18260446 THRU 18260825		

This page intentionally left blank.

Equipment (Cont)



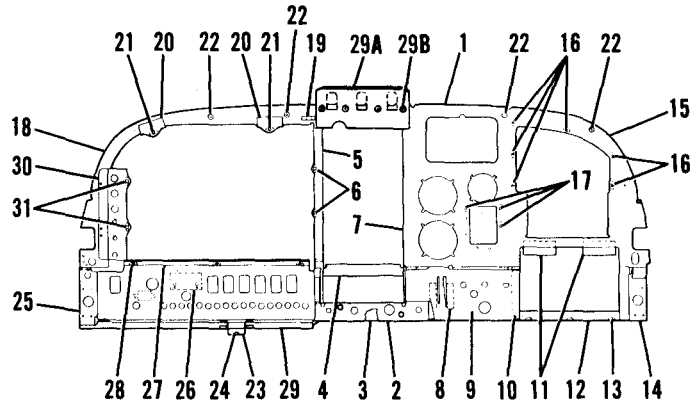
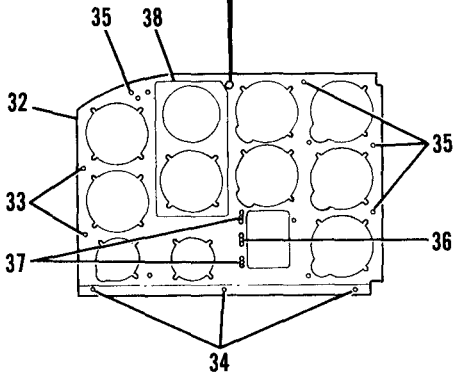
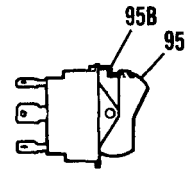
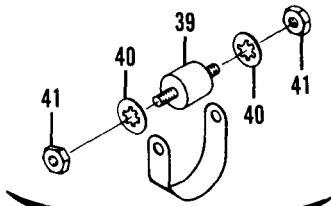
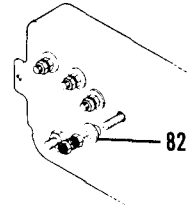
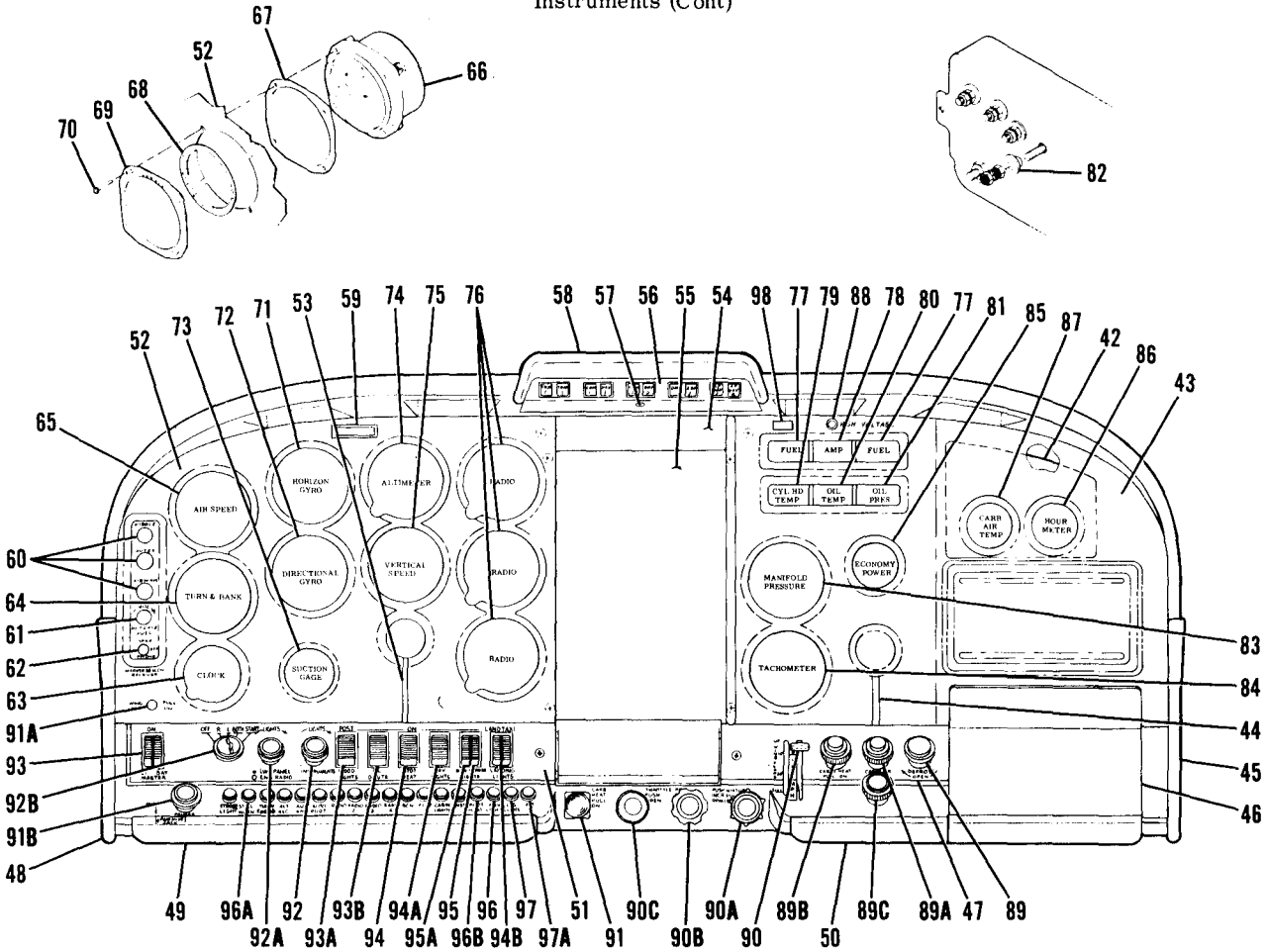
182 SERIAL 18260446 THRU 18260825
Figure 53M. Post Lighted Instrument Panel Installation

FIGURE AND INDEX NO.	PART NUMBER		DESCRIPTION	UNITS PER ASSY	USABLE ON CODE
			1 2 3 4 5 6 7		
53M-			POST LIGHTED INSTRUMENT PANEL INSTALLATION -----	NP	A
- 1	0713282-6	□	COVER ASSEMBLY-POST LIGHT LH BLACK -----	1	
	0713282-7	□	COVER ASSEMBLY-POST LIGHT LH GRAY -----	1	
	0713282-8	☒	COVER ASSEMBLY-POST LIGHT LH BLACK -----	1	
	0713282-9	☒	COVER ASSEMBLY-POST LIGHT LH GRAY -----	1	
			ATTACHING PARTS		
- 2	S1898-1		FASTENER BLACK -----	4	
	S1898-3		FASTENER GRAY -----	4	
	NAS43DD4-16		SPACER -----	4	

- 3	S1899-2		LIGHT ASSEMBLY BLACK -----	4	
	S1899-2G		LIGHT ASSEMBLY GRAY -----	4	
- 4	S1899-1		LIGHT ASSEMBLY BLACK -----	9	
	S1899-1G		LIGHT ASSEMBLY GRAY -----	9	
	MS25237-330		BULB -----	1	
- 5	0713866-9	□	COVER ASSEMBLY-POST LIGHT RH BLACK -----	1	
	0713866-10	□	COVER ASSEMBLY-POST LIGHT RH GRAY -----	1	
			ATTACHING PARTS		
- 6	S1898-1		FASTENER BLACK -----	5	
	S1898-3		FASTENER GRAY -----	5	
	NAS43DD4-16		SPACER -----	5	

- 7	S1899-1		LIGHT ASSEMBLY BLACK -----	5	
	S1899-1G		LIGHT ASSEMBLY GRAY -----	5	
- 8	S1847-2-2		SWITCH-POST LIGHTS -----	1	
- 9	S1843-1		BEZEL-SWITCH MOUNTING -----	1	
	FRL5-2		RESISTOR LOCATED BEHIND SWITCH TRTA -----	1	
-10	1200756-7	□	PEDESTAL COVER ASSEMBLY-POST LIGHTED -----	1	
-11	S1899-1		LIGHT ASSEMBLY -----	1	
-12	S1899-2		LIGHT ASSEMBLY -----	1	
	SEE FIG 748		MAPLIGHT INSTALLATION -----	1	
-13	S1894-1		BULB INSTRUMENT CLUSTER GE -----	4	
	S1941-1		JACKET-BULB BLUE APMH -----	4	
<p>NOTE. □THIS PART NUMBER MUST HAVE A SECOND DASH NUMBER ADDED TO DENOTE COLOR. REFER TO HOW TO ORDER INTERIOR PARTS-PAGE XIII.</p> <p>NOTE. ☒THESE PARTS USED ONLY ON AIRPLANES EQUIPPED WITH NARCO MK12B WITH VOA-50M RADIO INSTALLATION.</p> <p>A---182 SERIAL 18260446 THRU 18260825</p>					

Instruments (Cont)



182 SERIAL 18260826 THRU 18261425

Figure 53N. Instrument Panel Equipment Installation

FIGURE AND INDEX NO.	PART NUMBER	DESCRIPTION	UNITS PER ASSY	USABLE ON CODE
		1 2 3 4 5 6 7		
53N-		INSTRUMENT PANEL EQUIPMENT INSTALLATION -----	NP	A
- 1	0713940-3	PANEL ASSEMBLY-STATIONARY -----	1	
- 2	0713266-4	PANEL-LOWER CENTER -----	1	
- 3	0713775-1	REINFORCEMENT -----	1	
- 4	1213650-1	SUPPORT-INSTRUMENT PANEL -----	1	
		ATTACHING PARTS -----		
	S1021Z8-8	SCREW -----	2	
	NAS446-4-3	NUT -----	2	
		*-----		
- 5	1213169-11	SUPPORT ASSEMBLY-INSTRUMENT PANEL -----	1	
- 6	MS21044N3	NUTPLATE -----	2	
- 7	1213151-1	SUPPORT-RADIO MOUNTING -----	1	
- 8	1262001-3	BRACKET-FLAP CONTROL MOUNTING -----	1	
- 9	0713770-11	PANEL-INSTRUMENT LOWER RH -----	1	
-10	1213145-1	BRACKET-MOUNTING -----	1	
-11	0713776-1	STOP -----	2	
-12	0713779-1	ANGLE ASSEMBLY-DOOR MOUNTING -----	1	
-13	NAS697A08	NUTPLATE -----	3	
	0713809-1	CLIP-WIRE RETAINER -----	2	
-14	0713864-1	BRACKET-BULKHEAD ADAPTOR -----	1	
-15	0713939-3	PANEL ASSEMBLY RH-BULKHEAD -----	1	
-16	NAS697A06L	NUTPLATE -----	6	
-17	NAS697A08	NUTPLATE -----	3	
-18	0713937-3	BULKHEAD ASSEMBLY LH -----	1	
-19	1213212-1	BRACKET-SUPPORT -----	1	
-20	1213169-12	SUPPORT ASSEMBLY-REMOVABLE PANEL -----	2	
-21	NAS698A3	NUTPLATE -----	1	
-22	NAS557-4A	GROMMET -----	4	
-23	0713267-1	ATTACH ASSEMBLY-PARKING BRAKE -----	1	
-24	NAS697A3	NUTPLATE -----	1	
-25	0713783-3	BRACKET-BULKHEAD ADAPTOR -----	1	
-26	1270707-2	BRACKET -----	1	
-27	0713275-4	SWITCH PANEL ASSEMBLY -----	1	
-28	NAS697A08	NUTPLATE -----	3	
-29	1213062-7	SUPPORT ASSEMBLY-LOWER LH INSTRUMENT PANEL -----	1	
	NAS696A3K	NUTPLATE -----	1	
-29A	1213677-1	SUPPORT-EYEBROW CENTER -----	1	
		ATTACHING PARTS -----		
-29B	S1021Z8-6	SCREW -----	4	
		*-----		
-30	0713941-5	SUPPORT ASSEMBLY-INSTRUMENT PANEL LH -----	1	
-31	NAS697A3	NUTPLATE -----	2	
-32	0713938-3	PANEL ASSEMBLY-LH REMOVABLE -----	1	
		ATTACHING PARTS -----		
-33	NAS221-6	SCREW -----	2	
-34	AN509-8R7	SCREW -----	3	
-35	NAS221-12	SCREW -----	4	
	NAS42HT6-19	SPACER -----	4	
		*-----		
-36	NAS697A08	NUTPLATE -----	1	
-37	NAS696A08	NUTPLATE -----	2	
-38	1213170-1	PANEL-SHOCK MOUNTED -----	1	
		ATTACHING PARTS -----		
-39	1213645-1	SHOCK MOUNT -----	4	
-40	AN936A8	WASHER -----	8	
-41	AN340B8	NUT -----	8	
		*-----		
-42	1213294-2	PANEL-REMOVABLE RH -----	1	
		ATTACHING PARTS -----		
	NAS601-5	SCREW -----	6	
		*-----		
-43	0713319-1	COVER ASSEMBLY-STATIONARY PANEL RH UPPER -----	1	
-44	1213163-2	LAP SEAL GRAY -----	1	
	1213163-1	LAP SEAL BLACK -----	1	
-45	0713524-3	COVER-LOWER INSTRUMENT PANEL RH -----	1	
-46	SEE FIG 55A	MAP COMPARTMENT INSTALLATION -----	1	
-47	0713954-1	PANEL ASSEMBLY ELECTROLUMINESCENT WEU 1213363-1 -----	1	B
	1213363-1	PANEL ASSEMBLY ELECTROLUMINESCENT -----	1	C
-48	0713525-11	COVER ASSEMBLY-INSTRUMENT PANEL LOWER -----	1	
-49	0713955-1	KNEE BUMPER-LH -----	1	
-50	0713955-2	KNEE BUMPER-INBD RH -----	1	

CONTINUED ON NEXT PAGE

FIGURE AND INDEX NO.	PART NUMBER	DESCRIPTION	UNITS PER ASSY	USABLE ON CODE
53N-51	1213314-9	PANEL ASSEMBLY-SWITCH ELECTROLUMINESCENT WEU 1213364-3-	1	B
	1213364-3	PANEL ASSEMBLY-SWITCH ELECTROLUMINESCENT -----	1	C
	SEE FIG 90	POWER SUPPLY & DIMMING-ELECTROLUMINESCENT -----	1	
-52	0713318-1	COVER ASSEMBLY INSTRUMENT PANEL LH -----	1	
-53	1213335-1	LAP SEAL GRAY -----	1	
	1213335-2	LAP SEAL BLACK -----	1	
-54	1213338-4	COVER-RADIO CUTOUT UPPER WEU 1213338-5 -----	1	D
	1213338-5	COVER-RADIO CUTOUT UPPER -----	1	E
-55	1213338-1	COVER ASSEMBLY-RADIO CUTOUT LOWER -----	1	
	S1021A4-6	ATTACHING PARTS		
		SCREW -----	6	
		-----*		
	1213328-1	BRACKET-SELECTOR SWITCH MOUNTING -----	1	
		ATTACHING PARTS		
	S1021Z8-8	SCREW -----	4	
		-----*		
-56	1213329-1	COVER-SELECTOR SWITCH BRACKET -----	1	
		ATTACHING PARTS		
-57	S1021A6-6	SCREW -----	1	
		-----*		
-58	1213330-3	GLARE SHIELD ASSEMBLY -----	1	
		ATTACHING PARTS		
	S1023A6-12B	SCREW -----	2	
	S1023A6-16B	SCREW -----	8	
	S1067B1	WASHER -----	10	
	NAS43DD1-10	SPACER -----	2	
	NAS43DD1-16	SPACER -----	2	
	NAS43DD1-21	SPACER -----	6	
		-----*		
-59	SEE FIG 90A	LIGHT INSTALLATION-GLARE SHIELD -----	1	
	1213004-2	RETAINER-AIRCRAFT IDENTIFICATION NUMBER -----	1	
		ATTACHING PARTS		
	S1022Z6-8	SCREW -----	2	
	NAS446-2-1	NUT -----	2	
		-----*		
-60	SEE FIG 2	PLACARD-IDENTIFICATION NUMBER -----	1	
	CM2692-15.5H1B	PLUG BUTTON -----	3	
-61	CM2692-12H4B	PLUG BUTTON -----	1	
-62	CM2692-8H1B	PLUG BUTTON -----	1	
-63	C664508-0101	CLOCK-ELECTRIC -----	1	
		ATTACHING PARTS		
	AN515B6R12	SCREW -----	3	
		-----*		
-64	S1413N2	INDICATOR-TURN & BANK -----	1	
	C661003-0504	INDICATOR-TURN COORDINATOR -----	1	
		ATTACHING PARTS		
	AN515B6R12	SCREW -----	4	
	AN936B6B	WASHER -----	4	
		-----*		
-65	C661060-0201	INDICATOR-AIRSPEED -----	1	
		ATTACHING PARTS		
	AN515B6R12	SCREW -----	4	
		-----*		
-66	C661061-0201	TRUE AIRSPEED INDICATOR INSTALLATION -----	NP	
-67	0700162-6	INDICATOR-AIRSPEED -----	1	AR
	0700162-4	SPACER .071 THICKNESS -----	1	AR
	0700162-3	SPACER .063 THICKNESS -----	1	AR
	0700162-7	SPACER .051 THICKNESS -----	1	AR
	0700189-9	SPACER .040 THICKNESS -----	1	AR
-68	0700189-9	RING ASSEMBLY TRUE AIRSPEED -----	1	
-69	0700162-1	RETAINER ASSEMBLY TRUE AIRSPEED -----	1	
		ATTACHING PARTS		
-70	AN515B6R16	SCREW -----	4	
		-----*		
-71	C661076-0102	GYRO-HORIZONTAL -----	1	
	C661076-0103	GYRO-HORIZONTAL ALTERNATE -----	1	
	C661076-0104	GYRO-HORIZONTAL ALTERNATE -----	1	
		ATTACHING PARTS		
	AN515-6R6	SCREW -----	4	
		-----*		

CCONTINUED ON NEXT PAGE



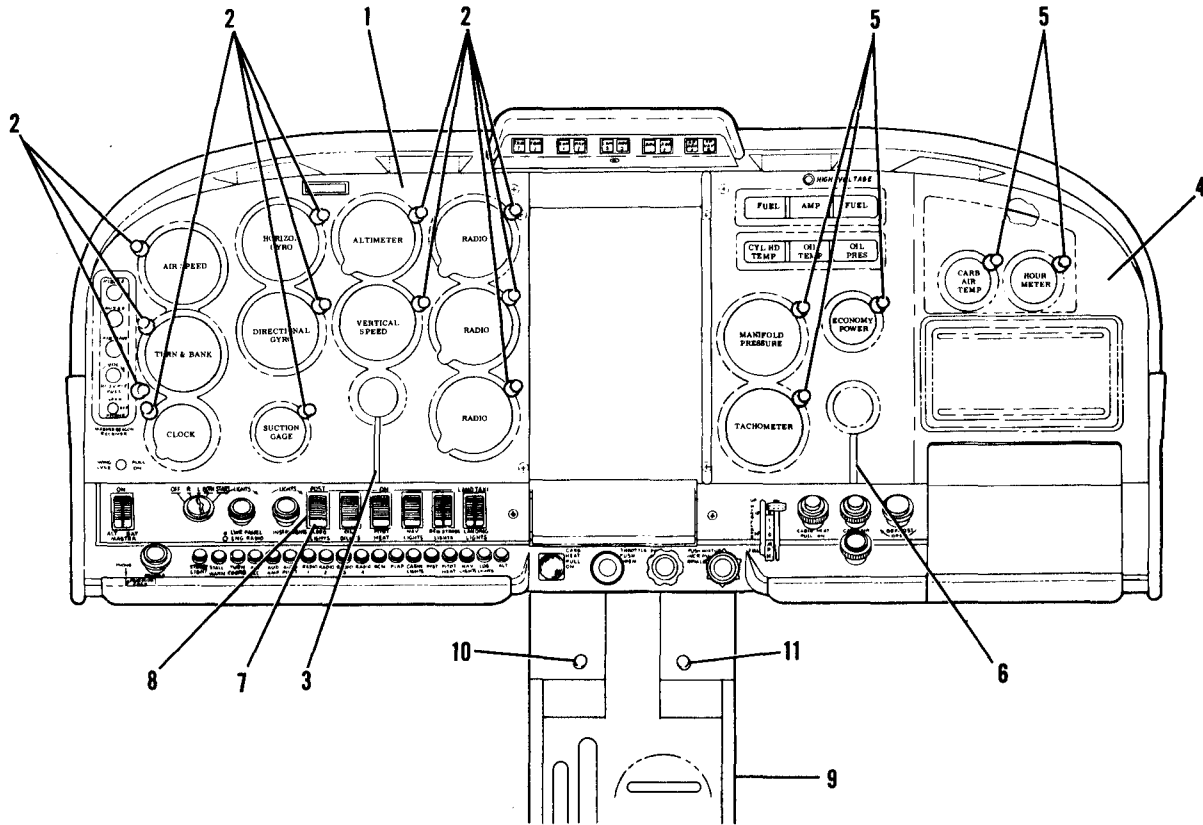
FIGURE AND INDEX NO.	PART NUMBER	DESCRIPTION							UNITS PER ASSY	USABLE ON CODE
		1	2	3	4	5	6	7		
53N-72	C661075-0102 **	GYRO-DIRECTIONAL							1	
	C661075-0101 **	GYRO-DIRECTIONAL	ALTERNATE						1	
	C661075-0103 **	GYRO-DIRECTIONAL	ALTERNATE						1	
	AN515-6R6	ATTACHING PARTS							3	
	SEE FIG 88C	GYRO-DIRECTIONAL	NAV-D-MATIC						1	
-73	C668540-0101	GAGE-SUCTION							1	
	AN515B6R12	ATTACHING PARTS							4	
-74	C661012-0101	ALTIMETER	18,000 FT	182 ONLY					1	
	C661071-0101	ALTIMETER	20,000 FT	FEET & INCHES	SENSITIVE				1	
	C661071-0102	ALTIMETER	20,000 FT	FEET & MILLIBARS	SENSITIVE				1	
	AN515B6R12	ATTACHING PARTS							4	
-75	S1392N1	INDICATOR-VERTICAL SPEED	182 ONLY						1	
	C661080-0101	INDICATOR-VERTICAL SPEED	SKYLANE ONLY						1	
	AN507B632R12	ATTACHING PARTS							4	
	AN960-10L	SCREW	182 ONLY						4	
	AN340B6	WASHER	182 ONLY						4	
	AN515B6R12	NUT	182 ONLY						4	
	AN515B6R12	SCREW	SKYLANE ONLY						3	
-76	C669502-0201	RADIO INSTALLATION	SEE ELECTRONIC MANUAL						NP	
	NAS43DD3-64	INSTRUMENT CLUSTER-LIGHTED							1	
	AN507B832R24	ATTACHING PARTS							2	
	AN340B8	SPACER							2	
		AN340B8	SCREW							2
		NUT							2	
-77	441344	GAGE FUEL	SW						2	
-78	440437	AMMETER	SW						1	
-79	G442702	GAGE-CYLINDER HEAD TEMP	SW						1	
-80	442785	GAGE-OIL TEMP	SW						1	
-81	G444627	GAGE-OIL PRESSURE	SW						1	
-82	401627	WASHER-INSULATOR	SW						1	
	S1372-1	SENDING UNIT-CYLINDER HEAD TEMP							1	
	110691	WIRE-CYLINDER HEAD TEMP GAGE TO SENDING UNIT	106.0 IN LG	BULK ITEM					AR	
	811542	POTENTIOMETER	SW						1	
	S1894-3	BULB-RED	INSTRUMENT CLUSTER						4	
	S1894-1	BULB-CLEAR	GE	USED WITH POST LIGHTING					4	
	S1941-1	FILTER	INSTRUMENT CLUSTER						4	
-83	C662035-0101	GAGE-MANIFOLD PRESSURE							1	
	AN515B6R12	ATTACHING PARTS							4	
	0700099-84	LINE ASSEMBLY-MANIFOLD PRESSURE							1	
	AN816-2D	NIPPLE							1	
-84	C668020-0104	TACHOMETER							1	
	AN515B6R12	ATTACHING PARTS							4	
	S1605-2	SCREW							4	
-85	C668501-0201	SHAFT-TACHOMETER							1	
	AN507B632R12	INDICATOR-ECONOMY POWER							1	
	MS20365B632C	ATTACHING PARTS							4	
	AN507B632R12	SCREW							4	
	MS20365B632C	NUT							4	
-86	C664501-0103	GAGE-HOURMETER							1	
	AN507B632-6	ATTACHING PARTS							4	
	NAS679A06	SCREW							4	
		NUT							4	

CONTINUED ON NEXT PAGE

FIGURE AND INDEX NO.	PART NUMBER	DESCRIPTION	1 2 3 4 5 6 7							UNITS PER ASSY	USABLE ON CODE
53N-87	S1311-3	GAGE-CARBURETOR AIR TEMP -----								1	
	AN507B632R12	ATTACHING PARTS								4	
	MS20365B632C	SCREW -----								4	
	C7000-632-7	NUT -----								4	
		NUT TIN -----								4	
		-----*									
-88	S2135-1	LIGHT ASSEMBLY-HIGH VOLTAGE -----								1	
-89	S1268-14	CONTROL ASSEMBLY-DEFROST -----								1	
-89A	S1241-36	CONTROL ASSEMBLY-CABIN AIR -----								1	
-89B	S1241-37	CONTROL ASSEMBLY-CABIN HEAT -----								1	
-89C	0513052-17	LIGHTER ASSEMBLY-CIGAR -----								1	
	L4858-1	PLUG-HEATING CUE -----								1	
	S1982-1	KNOB ASSEMBLY-LIGHTER -----								1	
	60232-1	CIRCUIT BREAKER-LIGHTER ASSEMBLY CUE -----								1	
-90	SEE FIG 79B	FLAP CONTROL DETAIL INSTALLATION -----								1	
-90A	S1234-5	CONTROL ASSEMBLY-MIXTURE -----								1	
-90B	C299506-0102	CONTROL ASSEMBLY-PROPELLER -----								1	
	1213646-1	WASHER-PROPELLER CONTROL -----								1	
-90C	C299505-0201	CONTROL ASSEMBLY-THROTTLE -----								1	
-91	S1230-10	CONTROL ASSEMBLY-CARBURETOR HEAT -----								1	
-91A	SEE FIG 76B	WING LEVELER INSTALLATION -----								1	
-91B	C291502-0103	PRIMER ASSEMBLY-ENGINE -----								1	
	S1974-1	KNOB ASSEMBLY-PRIMER -----								1	
-92	S1980-1	KNOB ASSEMBLY-INSTRUMENT PANEL -----								1	
	S1904-3	RESISTOR-VARIABLE -----								1	
	47 OHM, 1/2W, 10%	RESISTOR -----								1	
-92A	S1995-4	KNOB ASSEMBLY-RADIO LIGHTS -----								1	
		ATTACHING PARTS									
	AN565B2H3	SCREW -----								1	
	AN565B2-3	SCREW ALT -----								1	
		-----*									
	S2091-1	RESISTOR-VARIABLE TANDEM -----								1	
-92B	C292501-0102	KIT-IGNITION SWITCH WEU C292501-0104 -----								1	
	C292501-0104	KIT-IGNITION SWITCH -----								1	
-93	S1994-1-1	SWITCH-MASTER -----								1	
	0770719-2	DIODE ASSEMBLY-MASTER SWITCH -----								1	
-93A	S1847-2-2	SWITCH-CONSOLE LIGHTS -----								1	
-93B	S1845-2-2	SWITCH-OIL DILUTE -----								1	
-94	S1845-1-2	SWITCH-PITOT HEAT -----								1	
-94A	S1845-1-2	SWITCH-NAVIGATION LIGHTS -----								1	
-94B	S1846-2-3	SWITCH-LANDING LIGHTS -----								1	
-95	S1846-1-3	SWITCH-BEACON & STROBE LIGHT -----								1	
-95A	S1843-1	BEZEL-SWITCH MOUNTING -----								7	
	1913035-1	COVER ASSEMBLY-SWITCH CUTOUT USED WHEN OPTIONAL -----								3	
		SWITCHES ARE NOT INSTALLED									
-95B	1270695-1	CLIP RH-LOCKING -----								1	
	1270695-2	CLIP LH-LOCKING -----								1	
-96	S1360-10	CIRCUIT BREAKER 10 AMP -----								5	
-96A	S1360-5	CIRCUIT BREAKER 5 AMP -----								3	
-96B	S1360-15	CIRCUIT BREAKER 15 AMP -----								2	
-97	S1360-20	CIRCUIT BREAKER 20 AMP -----								1	
-97A	S1360-60	CIRCUIT BREAKER 60 AMP -----								1	
	0713854-1	BUS BAR-CENTER -----								1	
	0713854-2	BUS BAR-RH -----								1	
	0713854-4	BUS BAR-LH -----								1	
-98	0505020-3	PLACARD-MASTER SWITCH -----								1	
		NOTE. THIS PART NUMBER MUST HAVE A SECOND DASH NUMBER ADDED TO DENOTE COLOR. REFER TO HOW TO ORDER INTERIOR PARTS-PAGE XI.									
		NOTE. *THESE GYROS ARE PHYSICALLY & FUNCTIONALLY INTERCHANGEABLE.									
		NOTE. **THESE GYROS ARE PHYSICALLY & FUNCTIONALLY INTERCHANGEABLE.									
		A---182 SERIAL 18260826 THRU 18261425									
		B---182 SERIAL 18260826 THRU 18260970									
		C---182 SERIAL 18260971 THRU 18261425									
		D---182 SERIAL 18260826 THRU 18260956									
		E---182 SERIAL 18260957 THRU 18261425									

This page intentionally left blank.

Equipment (Cont)

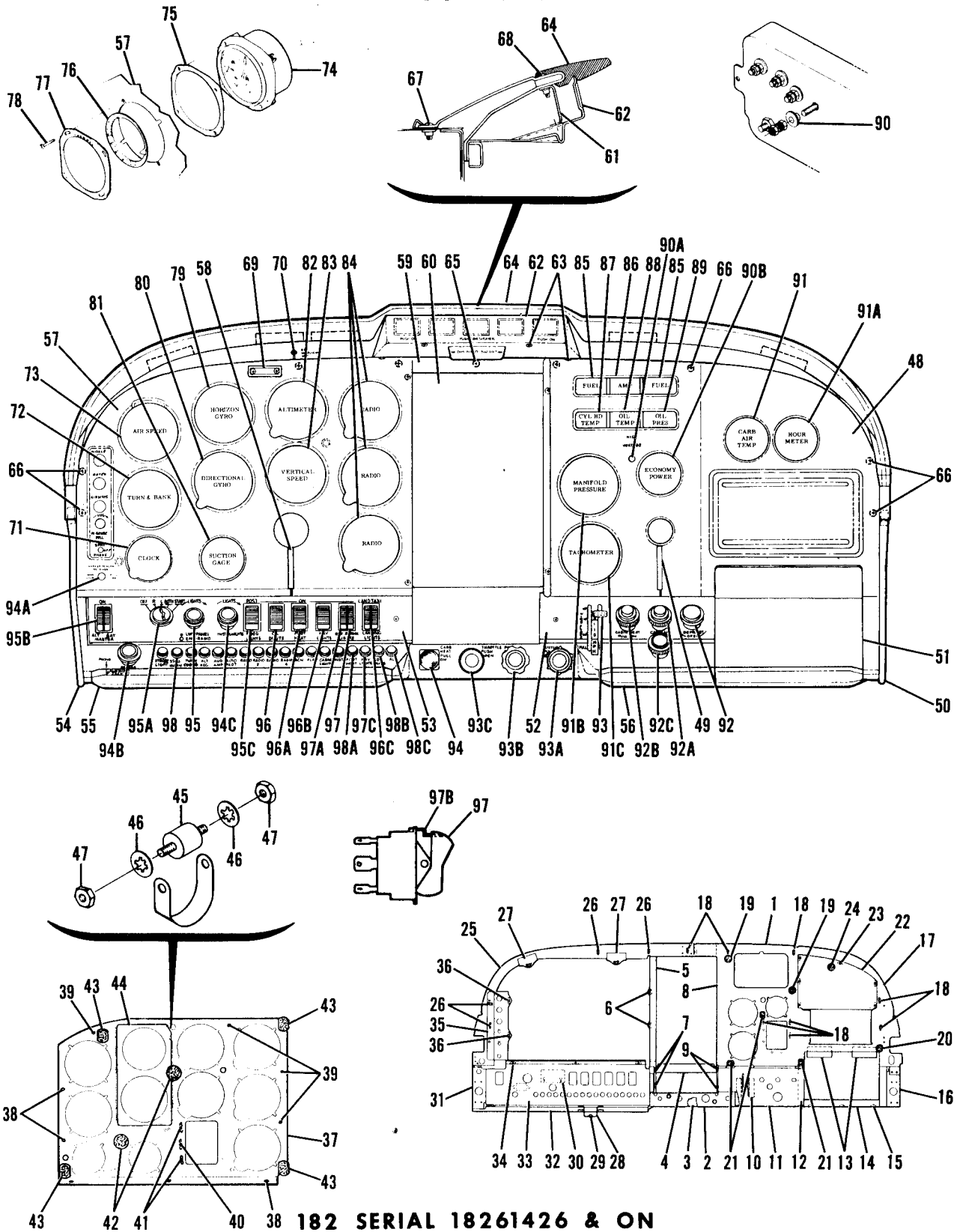


182 SERIAL 18260826 THRU 18261425

Figure 53P. Post Lighted Instrument Panel Installation

FIGURE AND INDEX NO.	PART NUMBER	DESCRIPTION	UNITS PER ASSY	USABLE ON CODE
		1 2 3 4 5 6 7		
53P-		POST LIGHTED INSTRUMENT PANEL INSTALLATION -----	NP	A
- 1	0713318-2	COVER ASSEMBLY-POST LIGHTED LH -----	1	
- 2	S1899-1G	LIGHT ASSEMBLY GRAY -----	12	
	S1899-1	LIGHT ASSEMBLY BLACK -----	12	
	MS25237-330	BULB -----	1	
- 3	1213335-1	LAP SEAL GRAY -----	1	
	1213335-2	LAP SEAL BLACK -----	1	
- 4	0713319-2	COVER ASSEMBLY-POST LIGHTED RH -----	1	
- 5	S1899-1G	LIGHT ASSEMBLY GRAY -----	5	
	S1899-1	LIGHT ASSEMBLY BLACK -----	5	
	MS25237-330	BULB -----	1	
- 6	1213163-2	LAP SEAL GRAY -----	1	
	1213163-1	LAP SEAL BLACK -----	1	
- 7	S1847-2-2	SWITCH-POST LIGHTS -----	1	
- 8	S1843-1	BEZEL-SWITCH MOUNTING -----	1	
	FRL5-2	RESISTOR LOCATED BEHIND SWITCH TRTA -----	1	
- 9	1200756-7	PEDESTAL COVER ASSEMBLY-POST LIGHTED -----	1	
-10	S1899-1	LIGHT ASSEMBLY -----	1	
-11	S1899-2	LIGHT ASSEMBLY -----	1	
	SEE FIG 74C	MAPLIGHT INSTALLATION -----	1	
-12	S1894-1	BULB INSTRUMENT CLUSTER GE -----	4	
	S1941-1	FILTER-BULB BLUE GE -----	4	
<p>NOTE. #THIS PART NUMBER MUST HAVE A SECOND DASH NUMBER ADDED TO DENOTE COLOR. REFER TO HOW TO ORDER INTERIOR PARTS-PAGE XIII.</p> <p>A---182 SERIAL 18260826 THRU 18261425</p>				

Equipment (Cont)



182 SERIAL 18261426 & ON

Figure 53Q. Instrument Panel Equipment Installation

FIGURE AND INDEX NO.	PART NUMBER	DESCRIPTION	UNITS PER ASSY	USABLE ON CODE
		1 2 3 4 5 6 7		
53Q-		INSTRUMENT PANEL EQUIPMENT INSTALLATION -----	NP	A
- 1	0713329-1	PANEL ASSEMBLY-STATIONARY -----	1	
- 2	0713266-3	PANEL-LOWER CENTER -----	1	
- 3	0713775-1	REINFORCEMENT -----	1	
- 4	1213650-1	SUPPORT-INSTRUMENT PANEL -----	1	
		ATTACHING PARTS -----		
	AN515-6R8	SCREW -----	2	
		-----*		
- 5K	1213374-5	SUPPORT ASSEMBLY-INSTRUMENT PANEL LH -----	1	
- 6	NAS684A3	NUTPLATE -----	2	
- 7	NAS697A06L	NUTPLATE -----	2	
- 8	1213374-6	SUPPORT ASSEMBLY-INSTRUMENT PANEL RH -----	1	
- 9	NAS697A06L	NUTPLATE -----	2	
-10	1262001-3	BRACKET-FLAP CONTROL MOUNTING -----	1	
-11	0713770-11	PANEL-INSTRUMENT LOWER RH -----	1	
-12	1213145-1	BRACKET-MOUNTING -----	1	
-13	0713776-1	STOP-DOOR -----	2	
-14	0713779-1	ANGLE ASSEMBLY-DOOR MOUNTING -----	1	
-15	NAS697A08	NUTPLATE -----	3	
	0713809-1	CLIP-WIRE RETAINER -----	2	
-16	0713864-1	BRACKET-BULKHEAD ADAPTOR -----	1	
-17	0713328-1	PANEL ASSEMBLY RH-INSTRUMENT -----	1	
	NAS697A06L	NUTPLATE -----	6	
-18	NAS697A08	NUTPLATE -----	8	
-19	S2163-1	FASTENER -----	2	
-20	S2163-2	FASTENER -----	1	
-21	S2163-3	FASTENER -----	3	
-22	0713294-4	COVER ASSEMBLY-REMOVABLE -----	1	
		ATTACHING PARTS -----		
-23	NAS601-5	SCREW -----	6	
		-----*		
-24	S2163-1	FASTENER -----	1	
-25	0713326-1	BULKHEAD ASSEMBLY LH-INSTRUMENT PANEL -----	1	
-26	NAS697A08	NUTPLATE -----	4	
-27	1213169-12	SUPPORT ASSEMBLY-REMOVABLE PANEL -----	2	
	NAS698A3	NUTPLATE -----	1	
-28	0713267-1	ATTACH ASSEMBLY-PARKING BRAKE -----	1	
-29	NAS697A3	NUTPLATE -----	1	
-30	1270707-1	BRACKET ASSEMBLY-RELAY -----	1	
	1270707-2	BRACKET -----	1	
	SEE FIG 90	RELAY -----	1	
-31	0713783-3	BRACKET-BULKHEAD ADAPTOR -----	1	
-32	1213062-7	SUPPORT ASSEMBLY-LOWER LH INSTRUMENT PANEL -----	1	
	NAS696A3K	NUTPLATE -----	1	
-33	0713275-4	SWITCH PANEL ASSEMBLY -----	1	
-34	NAS697A08	NUTPLATE -----	3	
-35	0713941-5	SUPPORT ASSEMBLY-INSTRUMENT PANEL LH -----	1	
-36	NAS697A3	NUTPLATE -----	2	
-37	0713327-1	PANEL ASSEMBLY-REMOVABLE LH -----	1	
		ATTACHING PARTS -----		
-38	NAS221-6	SCREW -----	5	
-39	NAS221-12	SCREW -----	4	
	NAS42HT6-19	SPACER -----	4	
		-----*		
-40	NAS697A08	NUTPLATE -----	1	
-41	NAS696A08	NUTPLATE -----	2	
-42	S2163-1	FASTENER -----	2	
-43	S2163-3	FASTENER -----	4	
-44	1213170-1	PANEL-SHOCK MOUNTED -----	1	
		ATTACHING PARTS -----		
-45	1213645-1	SHOCK MOUNT -----	4	
-46	AN936A8	WASHER -----	8	
-47	AN340B8	NUT -----	8	
		-----*		
-48	0713324-1	COVER ASSEMBLY-INSTRUMENT PANEL UPPER RH -----	1	
-49	1213163-2	FLAP SEAL -----	1	
-50	0713330-1	COVER-INSTRUMENT PANEL LOWER RH -----	1	
-51	SEE FIG 55A	MAP COMPARTMENT INSTALLATION -----	1	
-52	1213363-1	PANEL ASSEMBLY-LOWER RH ELECTROLUMINESCENT -----	1	
-53	1213364-3	PANEL ASSEMBLY-SWITCH LOWER LH ELECTROLUMINESCENT -----	1	

CONTINUED ON NEXT PAGE

FIGURE AND INDEX NO.	PART NUMBER	DESCRIPTION	UNITS PER ASSY	USABLE ON CODE
53Q-	S102274-8	ATTACHING PARTS SCREW -----	1	
-54	SEE FIG 90 07139525-13	POWER SUPPLY & DIMMING-ELECTROLUMINESCENT COVER ASSEMBLY-INSTRUMENT PANEL LOWER -----	1 1	
	S1021A6-6	ATTACHING PARTS SCREW -----	8	
-55	0713955-1	KNEE BUMPER-LH -----	1	
-56	0713955-2	KNEE BUMPER-INBD RH -----	1	
-57	0713323-1	COVER ASSEMBLY-INSTRUMENT PANEL LH -----	1	
-58	1213335-1	LAP SEAL -----	1	
	1213383-1	PIN-LOCATING -----	2	
-59	1213377-1	COVER-PANEL CENTER -----	1	
	AN525-832R10	ATTACHING PARTS SCREW -----	2	
-60	1213381-1	COVER-RADIO CUTOUT -----	1	
	S1021A4-6	ATTACHING PARTS SCREW -----	4	
-61	1213365-1	BRACKET ASSEMBLY-SWITCH MOUNTING -----	1	
	NAS697A08	NUTPLATE -----	2	
-62	1213366-1	COVER-SWITCH MOUNTING BRACKET -----	1	
-63	S1021Z6-6	ATTACHING PARTS SCREW -----	4	
-64	0713325-1	GLARE SHIELD ASSEMBLY -----	1	
-65	AN525-832R10	ATTACHING PARTS SCREW -----	1	
-66	AN525-832R8	SCREW -----	6	
-67	AN515B8R8	SCREW -----	6	
-68	AN515B8R12	SCREW -----	2	
-69	SEE FIG 90A 1213004-2	LIGHT INSTALLATION-GLARE SHIELD ----- RETAINER-AIRCRAFT IDENTIFICATION NUMBER -----	1 1	
	S1022Z6-8	ATTACHING PARTS SCREW -----	2	
	NAS446-2-1	NUT -----	2	
-70	SEE FIG 2A S1695-2	PLACARD-IDENTIFICATION NUMBER -----	1	
-71	C664508-0101	SWITCH-MAP LIGHT ----- CLOCK-ELECTRIC -----	1 1	
	AN515B6R12	ATTACHING PARTS SCREW -----	3	
-72	S1413N2 C661003-0504	INDICATOR-TURN & BANK ----- INDICATOR-TURN COORDINATOR -----	1 1	
	AN515B6R12	ATTACHING PARTS SCREW -----	4	
	AN936B6B	WASHER -----	4	
-73	C661060-0201	INDICATOR-AIRSPPEED -----	1	
	AN515B6R12	ATTACHING PARTS SCREW -----	4	
-74	C661061-0201	TRUE AIRSPPEED INDICATOR INSTALLATION -----	NP	
-75	0700162-6	INDICATOR-AIRSPPEED ----- SPACER .071 THICKNESS -----	1 AR	
	0700162-4	SPACER .063 THICKNESS -----	AR	
	0700162-3	SPACER .051 THICKNESS -----	AR	
	0700162-7	SPACER .040 THICKNESS -----	AR	
-76	0700189-9	RING ASSEMBLY TRUE AIRSPPEED -----	1	
-77	0700162-1	RETAINER ASSEMBLY TRUE AIRSPPEED -----	1	
-78	AN515B6R16	ATTACHING PARTS SCREW -----	4	
-79	C661076-0102	GYRO-HORIZONTAL -----	1	
	C661076-0103	GYRO-HORIZONTAL ALT -----	1	
	C661076-0104	GYRO-HORIZONTAL ALT -----	1	

CONTINUED ON NEXT PAGE

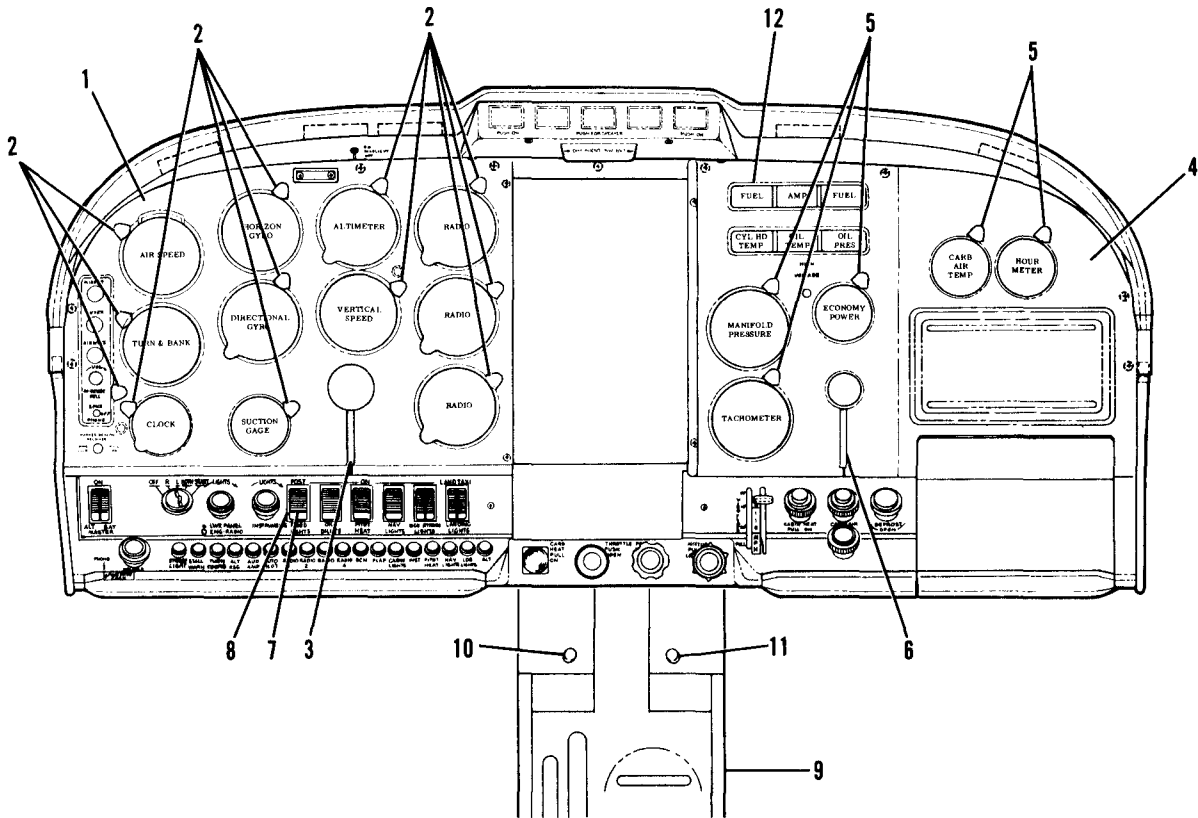
FIGURE AND INDEX NO.	PART NUMBER	DESCRIPTION	UNITS PER ASSY	USABLE ON CODE
		1 2 3 4 5 6 7		
530-	AN515-6R6	ATTACHING PARTS SCREW -----	3	
-80	C661075-0102 **	GYRO-DIRECTIONAL -----	1	
	C661075-0101 **	GYRO-DIRECTIONAL ALT -----	1	
	C661075-0103 **	GYRO-DIRECTIONAL ALT -----	1	
	C661075-0104 **	GYRO-DIRECTIONAL ALT -----	1	
	C661075-0105 **	GYRO-DIRECTIONAL WITH HEADING REFERENCE -----	1	
	A515-6R6	ATTACHING PARTS SCREW -----	3	
-81	SEE FIG 88C. C668540-0101	GYRO-DIRECTIONAL NAV-O-MATIC ----- GAGE-SUCTION -----	1 1	
	AN515B6R12	ATTACHING PARTS SCREW -----	4	
-82	C661012-0101 C661071-0101 C661071-0102	ALTIMETER 18,000 FT 182 ONLY ----- ALTIMETER 20,000 FT FEET & INCHES SENSITIVE ----- ALTIMETER 20,000 FT FEET & MILLIBARS SENSITIVE -----	1 1 1	
	AN515B6R12	ATTACHING PARTS SCREW -----	4	
-83	S1392N1 C661080-0101	INDICATOR-VERTICAL SPEED 182 ONLY ----- INDICATOR-VERTICAL SPEED SKYLANE ONLY -----	1 1	
	AN507B632R12 AN960-10L AN340B6 AN515B6R12	ATTACHING PARTS SCREW 182 ONLY ----- WASHER 182 ONLY ----- NUT 182 ONLY ----- SCREW SKYLANE ONLY -----	4 4 4 3	
-84	C669502-0201 NAS43DD3-64 AN507B832R24 AN340B8	RADIO INSTALLATION SEE ELECTRONIC MANUAL ----- INSTRUMENT CLUSTER-LIGHTED ----- ATTACHING PARTS SPACER ----- SCREW ----- NUT -----	NP 1 2 2 2	
-85	441344	GAGE-FUEL SW -----	2	
-86	040437	AMMETER SW -----	1	
-87	G442702	GAGE-CYLINDER HEAD TEMP SW -----	1	
-88	442785	GAGE-OIL TEMP SW -----	1	
-89	G444627	GAGE-OIL PRESSURE SW -----	1	
-90	401627 S1372-1 I10691	WASHER-INSULATOR SW ----- SENDING UNIT-CYLINDER HEAD TEMP ----- WIRE-CYLINDER HEAD TEMP GAGE TO SENDING UNIT 106.0 IN LG BK1 -----	1 1 AR	
	811542 S1894-3 S1894-1 S1941-1 S2135-1	POTENTIOMETER SW ----- BULB-RED INSTRUMENT CLUSTER ----- BULB-CW GE USED WITH POST LIGHTING ----- FILTER USED WITH POST LIGHTING ----- LIGHT ASSEMBLY-HIGH VOLTAGE -----	1 4 4 4 1	
-90A	S2135-1		1	
-90B	C668501-0211	INDICATOR-ECONOMY POWER ----- ATTACHING PARTS SCREW ----- NUT -----	1 4 4	
-91	S1311-3 AN507B632R12 MS20365B632C C7000-632-67	GAGE-CARBURETOR AIR TEMP ----- ATTACHING PARTS SCREW ----- NUT ----- NUT TIN -----	1 4 4 4	
-91A	C664501-0103 AN507B632R6 NAS679A06	GAGE-HOURMETER ----- ATTACHING PARTS SCREW ----- NUT -----	1 4 4	
-91B	C662035-0101 AN515B6R12	GAGE-MANIFOLD PRESSURE ----- ATTACHING PARTS SCREW -----	1 4	

CONTINUED ON NEXT PAGE

FIGURE AND INDEX NO.	PART NUMBER	DESCRIPTION	UNITS	USABLE
			PER ASSY	ON CODE
53Q-		-----*-----		
	0700099-84	LINE ASSEMBLY-MANIFOLD PRESSURE -----	1	
	AN818-2D	NIPPLE -----	1	
-91C	C668020-0104	TACHOMETER -----	1	
		ATTACHING PARTS		
	AN515B6R12	SCREW -----	4	
		-----*-----		
	S1605-2	SHAFT-TACHOMETER -----	1	
-92	S1268-14	CONTROL ASSEMBLY-DEFROST -----	1	
-92A	S1241-36	CONTROL ASSEMBLY-CABIN AIR -----	1	
-92B	S1241-37	CONTROL ASSEMBLY-CABIN HEAT -----	1	
-92C	0513052-17	LIGHTER ASSEMBLY-CIGAR -----	1	
	L4858-1	PLUG-HEATING CUE -----	1	
	S1982-1	KNOB ASSEMBLY-LIGHTER -----	1	
	60232-1	CIRCUIT BREAKER-LIGHTER ASSEMBLY CUE -----	1	
-93	SEE FIG 79C	FLAP CONTROL DETAIL INSTALLATION -----	1	
-93A	S1234-5	CONTROL ASSEMBLY-MIXTURE -----	1	
-93B	C299506-0102	CONTROL ASSEMBLY-PROPELLER -----	1	
	1213646-1	WASHER-PROPELLER CONTROL -----	1	
-93C	C299505-0205	CONTROL ASSEMBLY-THROTTLE -----	1	
-94	S1230-10	CONTROL ASSEMBLY-CARBURETOR HEAT -----	1	
-94A	SEE FIG 76B	WING LEVELER INSTALLATION -----	1	
-94B	C291502-0103	PRIMER ASSEMBLY-ENGINE -----	1	
	S1974-1	KNOB ASSEMBLY-PRIMER -----	1	
-94C	S1980-1	KNOB ASSEMBLY-INSTRUMENT PANEL -----	1	
	S1904-3	RESISTOR-VARIABLE -----	1	
	27 OHM 1/2 W 10%	RESISTOR -----	1	
-95	S1995-4	KNOB ASSEMBLY-RADIO LIGHTS -----	1	
		ATTACHING PARTS		
	AN565B2H3	SCREW -----	1	
	AN565B2-3	SCREW ALT -----	1	
		-----*-----		
	S2091-1	RESISTOR-VARIABLE TANDEM -----	1	
	27 OHM 1/2 W %	RESISTOR -----	1	
-95A	C292501-0104	KIT-IGNITION SWITCH -----	1	
-95B	S1994-1-1	SWITCH-MASTER -----	1	
	0770719-2	DIODE ASSEMBLY-MASTER SWITCH -----	1	
-95C	S1847-2-2	SWITCH-CONSOLE LIGHTS -----	1	
-96	S1845-2-2	SWITCH-OIL DILUTE -----	1	
-96A	S1845-1-2	SWITCH-PITOT HEAT -----	1	
-96B	S1844-1-2	SWITCH-NAVIGATION LIGHTS -----	1	
-96C	S1846-1-3	SWITCH LANDING LIGHTS -----	1	
-97	S1846-2-3	SWITCH-BEACON & STROBE LIGHT -----	1	
-97A	S1843-1	BEZEL-SWITCH MOUNTING -----	1	
	1913035-1	COVER ASSEMBLY-SWITCH CUTOUT USED WHEN OPTIONAL -----	1	
		SWITCHES ARE NOT INSTALLED		
-97B	1270695-1	CLIP RH-LOCKING -----	1	
	1270695-2	CLIP LH-LOCKING -----	1	
-97C	S1360-10	CIRCUIT BREAKER 10 AMP -----	5	
-98	S1360-5	CIRCUIT BREAKER 5 AMP -----	3	
-98A	S1360-15	CIRCUIT BREAKER 15 AMP -----	2	
-98B	S1360-20	CIRCUIT BREAKER 20 AMP -----	1	
-98C	S1360-60	CIRCUIT BREAKER 60 AMP -----	1	
	0713854-1	BUS BAR-CENTER -----	1	
	0713854-2	BUS BAR-RH -----	1	
	0713854-4	BUS BAR-LH -----	1	
		NOTE. THIS PART MUST HAVE A SECOND DASH NUMBER ADDED TO DENOTE COLOR. REFER TO HOW TO ORDER INTERIOR PARTS-PAGE XIII.		
		NOTE. *THESE GYROS ARE PHYSICALLY & FUNCTIONALLY INTERCHANGEABLE.		
		NOTE **THESE GYROS ARE PHYSICALLY & FUNCTIONALLY INTERCHANGEABLE.		
		A---182 SERIAL 18261426 & ON		

This page intentionally left blank.

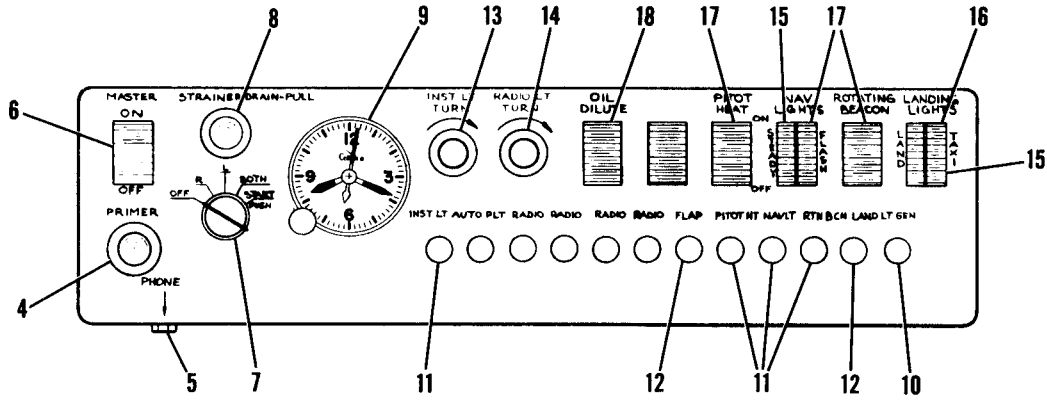
Equipment (Cont)



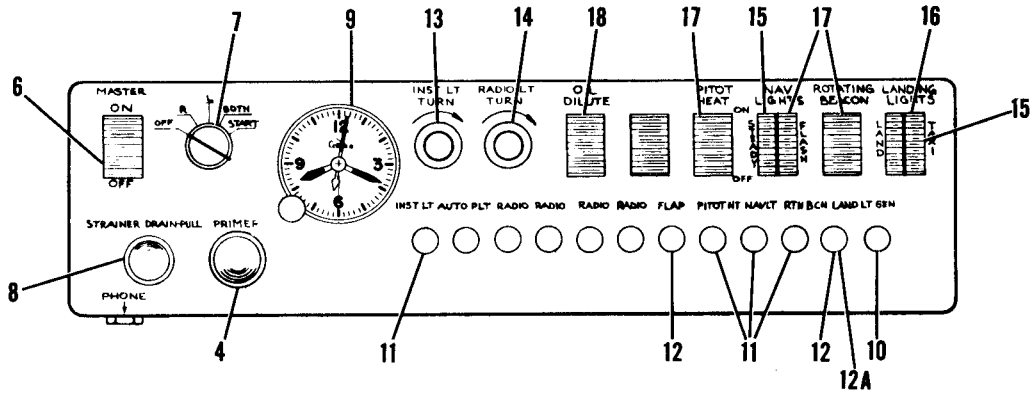
182 SERIAL 18261426 & ON
Figure 53R. Post Lighted Instrument Panel Installation

FIGURE AND INDEX NO.	PART NUMBER	DESCRIPTION	UNITS PER ASSY	USABLE ON CODE
		1 2 3 4 5 6 7		
53R-		POST LIGHTED INSTRUMENT PANEL INSTALLATION -----	NP	A
- 1	0713323-2	COVER ASSY-POST LIGHTED LH -----	1	
- 2	S1899-1G	LIGHT ASSY GRAY -----	12	
	MS25237-330	BULB -----	1	
- 3	1213335-1	LAP SEAL -----	1	
- 4	0713324-2	COVER ASSY-POST LIGHTED RH -----	1	
- 5	S1899-1G	LIGHT ASSY GRAY -----	5	
	MS25237-330	BULB -----	1	
- 6	1213163-2	LAP SEAL -----	1	
- 7	S1847-2-2	SWITCH-POST LIGHTS -----	1	
- 8	S1843-1	BEZEL-SWITCH MOUNTING -----	1	
	S2023-1	ADAPTER-TERMINAL -----	1	
- 9	1200756-7	PEDESTAL COVER ASSY-POST LIGHTED -----	1	
-10	S1899-2	LIGHT ASSY-LH -----	1	
-11	S1899-1	LIGHT ASSY-RH -----	1	
	SEE FIG 74C	MAPLIGHT INSTALLATION -----	1	
-12	S1894-1	BULB-INSTRUMENT CLUSTER GE -----	4	
	S1941-1	FILTER-LIGHT APMH -----	4	
		NOTE. □ THIS PART NUMBER MUST HAVE A SECOND DASH NUMBER ADDED TO DENOTE COLOR. REFER TO HOW TO ORDER INTERIOR PARTS-PAGE XIII.		
		A---182 SERIAL 18261426 & ON		

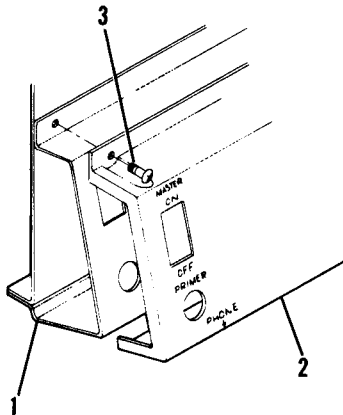
Instruments (Cont)



SERIAL 18253599 THRU 18254423



SERIAL 18254424 THRU 18255844

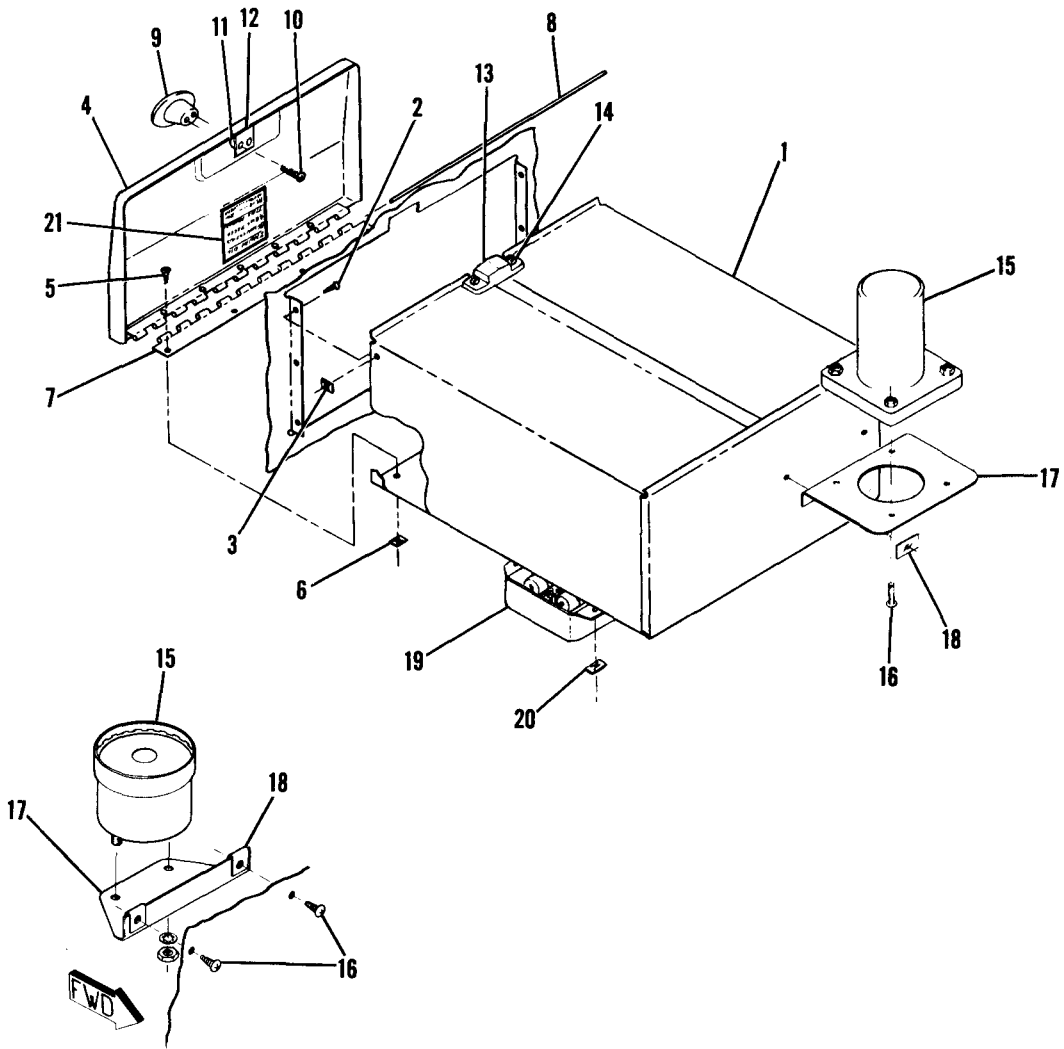


182 SERIAL 18253599 THRU 18255844

Figure 54. Switch Panel Installation

FIGURE AND INDEX NO.	PART NUMBER	DESCRIPTION	UNITS PER ASSY	USABLE ON CODE
		1 2 3 4 5 6 7		
54 -		SWITCH PANEL INSTALLATION -----	NP	H
- 1	0713622-2	PANEL-SWITCH -----	1	A
	0713622-4	PANEL-SWITCH -----	1	E
	0713744-1	PANEL-SWITCH -----	1	F
- 2	0713699-1	COVER-SWITCH PANEL SKYLANE -----	1	A
	0713699-5	COVER-SWITCH PANEL SKYLANE -----	1	E
	0713699-2	COVER-SWITCH PANEL -----	1	A
	0713699-6	COVER-SWITCH PANEL -----	1	E
	0713745-1	COVER-SWITCH PANEL -----	1	F
		ATTACHING PARTS		
- 3	AN515-8R10	SCREW -----	5	
	AN515-8R12	SCREW -----	3	
		-----*		
- 4	0311538-10	PRIMER ASSEMBLY-ENGINE WHEN EXHAUSTED USE C291502-0101 --	1	
	C291502-0101	PRIMER ASSEMBLY-ENGINE -----	1	
	S1752-1	KNOB -----	1	
- 5	S1103-1	JACK-MICROPHONE -----	1	
- 6	S1159-1-1	SWITCH-MASTER -----	1	
- 7	S1255-6	SWITCH, STARTER & LOCK KIT -----	1	A
	0713129-4	* SWITCH, STARTER & LOCK KIT WHEN EXHAUSTED USE C292501-0102-	1	B
	C292501-0102	* SWITCH-IGNITION -----	1	B
- 8	S1290-1	CONTROL ASSEMBLY-STRAINER DRAIN -----	1	
	S1503-1	KNOB-STRAINER DRAIN CONTROL -----	1	
- 9	S1317N1	CLOCK-ELECTRIC -----	1	A
	CM2629N1	CLOCK-8 DAY -----	1	C
	S1317N1	CLOCK-ELECTRIC -----	1	D
		ATTACHING PARTS		
	AN507B632R12	SCREW -----	3	
		-----*		
-10	S1232-50	CIRCUIT BREAKER -----	1	G
	S1360-50	CIRCUIT BREAKER -----	1	F
-11	S1232-10	CIRCUIT BREAKER -----	4	G
	S1360-10	CIRCUIT BREAKER -----	5	F
-12	S1232-15	CIRCUIT BREAKER -----	2	G
	S1360-15	CIRCUIT BREAKER -----	1	F
-12A	S1360-20	CIRCUIT BREAKER -----	1	F
-13	0105-351	RHEOSTAT OM -----	1	
-14	E0107	RHEOSTAT OM -----	1	
	S1163-2	KNOB-RHEOSTAT -----	2	
-15	S1160-1-1	SWITCH SKYLANE ONLY -----	2	
-16	S1160-1-1	SWITCH -----	1	
-17	S1158-2-1	SWITCH -----	3	
-18	S1158-1-1	SWITCH -----	1	
		ATTACHING PARTS		
	AN507-632R3	SCREW -----	2	
		-----*		
<p>NOTE. * THIS KIT ALSO INCLUDES 2 DOOR LOCKS & KEYS</p> <p>A---182 SERIAL 18253599 THRU 18254423 B---182 SERIAL 18254424 THRU 18255844 C---182 SERIAL 18254424 THRU 18254549 D---182 SERIAL 18254550 THRU 18255844 E---182 SERIAL 18254424 THRU 18255058 F---182 SERIAL 18255059 THRU 18255844 G---182 SERIAL 18253599 THRU 18255058 H---182 SERIAL 18253599 THRU 18255844</p>				

Map Compartment



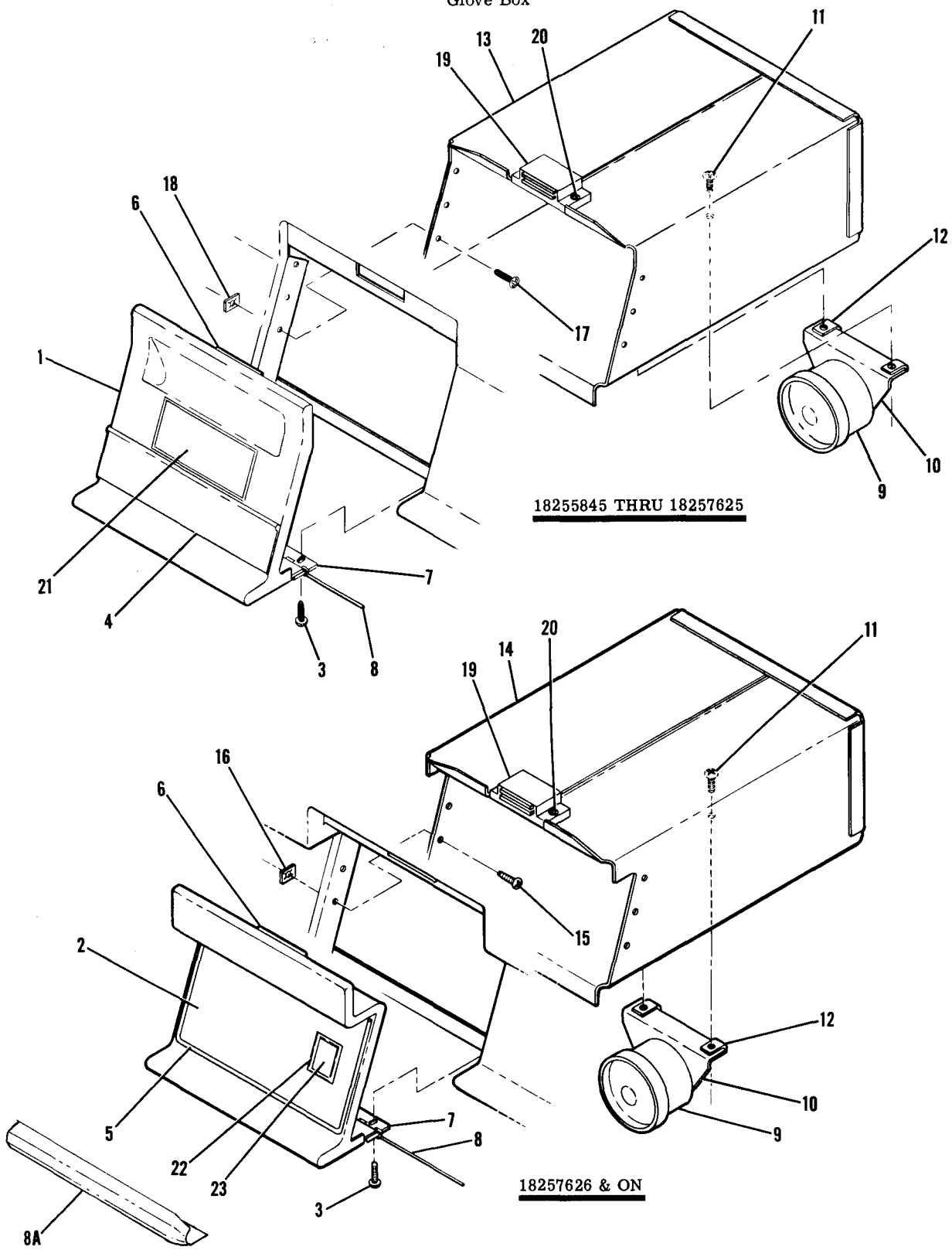
SERIAL 18254513 & ON

182 SERIAL 18253599 THRU 18255844

Figure 55. Map Compartment Installation

FIGURE AND INDEX NO.	PART NUMBER	DESCRIPTION	UNITS PER ASSY	USABLE ON CODE
		1 2 3 4 5 6 7		
55 -		COMPARTMENT INSTALLATION-MAP -----	NP	D
- 1	0713708-1	COMPARTMENT ASSEMBLY-MAP -----	1	
		ATTACHING PARTS -----		
- 2	S1021Z6-6	SCREW -----	6	
- 3	NAS446-2-3	NUT -----	6	
		---*---		
- 4	0713697-1	DOOR ASSEMBLY-MAP COMPARTMENT -----	1	
		ATTACHING PARTS -----		
- 5	S1021Z6-6	SCREW -----	4	
- 6	NAS446-2-3	NUT -----	4	
		---*---		
- 7	0713697-6	HINGE ASSEMBLY -----	1	
- 8	0713697-9	PIN-HINGE -----	1	
- 9	0713303-7	KNOB -----	1	
		ATTACHING PARTS -----		
-10	AN507-632R10	SCREW -----	2	
-11	0713697-4	SPACER -----	1	
-12	0713697-5	STRIKER PLATE -----	1	
		---*---		
-13	S1895-1	CATCH-MAGNA-TITE EDNP -----	1	
		ATTACHING PARTS -----		
-14	S1021Z6-6	SCREW -----	2	
	NAS446-2-3	NUT -----	2	
		---*---		
-15	0511062-10	HORN ASSEMBLY-STALL WARNING -----	1	A
	S1407-3	HORN ASSEMBLY-STALL WARNING -----	1	B
		ATTACHING PARTS -----		
-16	AN507B632R12	SCREW -----	4	A
		---*---		
-17	0313313-3	BRACKET-STALL WARNING HORN -----	1	A
	0713738-3	BRACKET-STALL WARNING HORN -----	1	B
		ATTACHING PARTS -----		
-18	NAS446-4-3	NUT -----	2	A
	NAS395-12-3	NUT -----	2	B
	S1021Z8-6	SCREW -----	2	
		---*---		
-19	0713511-1	FLASHER-POSITION LIGHT -----	1	
		ATTACHING PARTS -----		
	S1021Z6-6	SCREW -----	4	
-20	NAS446-2-3	NUT -----	4	
		---*---		
-21	0713704-1	PLACARD-TIRE & OIL -----	1	C
		A---182 SERIAL 18253599 THRU 18254512		
		B---182 SERIAL 18254513 THRU 18255844		
		C---182 SERIAL 18253599 THRU 18254423		
		D---182 SERIAL 18253599 THRU 18255844		

Glove Box



18255845 THRU 18257625

18257626 & ON

182 SERIAL 18255845 & ON

Figure 55A. Map Compartment Installation

FIGURE AND INDEX NO.	PART NUMBER	DESCRIPTION	UNITS PER ASSY	USABLE ON CODE
		1 2 3 4 5 6 7		
55A-		MAP COMPARTMENT INSTALLATION -----	NP	
- 1	0713777-3	DOOR ASSEMBLY-MAP COMPARTMENT -----	1	A
- 2	1213146-1	DOOR ASSEMBLY-MAP COMPARTMENT -----	1	C
	0713881-1	DOOR ASSEMBLY-MAP COMPARTMENT -----	1	D
	0713881-2	DOOR ASSEMBLY-MAP COMPARTMENT -----	1	F
	0713881-9	DOOR ASSEMBLY-MAP COMPARTMENT -----	1	H
	0713881-12	DOOR ASSEMBLY-MAP COMPARTMENT -----	1	J
	0713881-14	DOOR ASSEMBLY-MAP COMPARTMENT -----	1	L
		ATTACHING PARTS		
- 3	AN515-8R7	SCREW -----	3	
		*-----		
- 4	0713796-1	PLATE-TRIM -----	1	A
- 5	0713860-1	TRIM PLATE-MAP COMPARTMENT DOOR WOOD GRAIN -----	1	C
	0713883-1	TRIM PANEL ASSEMBLY-MAP COMPARTMENT -----	1	D
- 6	1213298-1	PLATE-STRIKER -----	1	
- 7	0713785-1	HINGE ASSEMBLY -----	1	
- 8	MS20253-2-646	HINGE PIN -----	1	
- 8A	0713955-3	BUMPER-KNEE -----	1	G
- 9	S2077-5	HORN-STALL WARNING -----	1	
-10	0713738-3	BRACKET ASSEMBLY-STALL WARNING -----	1	
		ATTACHING PARTS		
-11	S1021Z8-8	SCREW -----	2	
		*-----		
-12	NAS395-12-3	NUT -----	2	
-13	0713778-1	COMPARTMENT ASSEMBLY-MAP -----	1	A
-14	0713778-4	COMPARTMENT ASSEMBLY-MAP -----	1	K
	0713778-7	COMPARTMENT ASSEMBLY-MAP -----	1	J
	0713778-9	COMPARTMENT ASSEMBLY-MAP -----	1	L
		ATTACHING PARTS		
-15	S1021Z6-6	SCREW -----	5	B
-16	NAS446-2-3	NUT -----	5	B
-17	S1021Z6-6	SCREW -----	6	A
-18	NAS446-2-3	NUT -----	6	A
		*-----		
-19	S1895-1	CATCH EDNP -----	1	
		ATTACHING PARTS		
-20	S1021Z6-6	SCREW -----	2	
	NAS446-2-3	NUT -----	2	
		*-----		
-21	0713207-4	PLACARD-OPERATIONAL LIMITATIONS -----	1	A
-22	0700756-1	BASE-MAP COMPARTMENT PLACARD -----	3	B
-23	0700178-1	PLACARD-MAP COMPARTMENT DOOR -----	1	C
	0700178-2	PLACARD-MAP COMPARTMENT DOOR SKYLANE -----	1	C
	0713254-1	PLACARD-MAP COMPARTMENT DOOR -----	1	D
	0713254-2	PLACARD-MAP COMPARTMENT DOOR SKYLANE -----	1	D
	0713254-2	PLACARD-MAP COMPARTMENT DOOR -----	1	E

NOTE. □THIS PART NUMBER MUST HAVE A SECOND DASH NUMBER ADDED TO DENOTE COLOR. REFER TO HOW TO ORDER INTERIOR PARTS-PAGE XIII

- A---182 SERIAL 18255845 THRU 18257625
A182 SERIAL A182-0001 THRU A182-0056
- B---182 SERIAL 18257626 & ON
A182 SERIAL A182-0057 & ON
- C---182 SERIAL 18257626 THRU 18258505
A182 SERIAL A182-0057 THRU A182-0096
- D---182 SERIAL 18258506 THRU 18259305
A182 SERIAL A182-0097 THRU A182-0116
- E---182 SERIAL 18259306 & ON
A182 SERIAL A182-0117 & ON
- F---182 SERIAL 18259306 THRU 18260445
A182 SERIAL A182-0117 THRU A182-0136
- G---182 SERIAL 18260446 & ON
- H---182 SERIAL 18260446 THRU 18260825
A182 SERIAL A182-0137 & ON
- J---182 SERIAL 18260826 THRU 18261425
- K---182 SERIAL 18257626 THRU 18260825
A182 SERIAL A182-0057 & ON
- L---182 SERIAL 18261426 & ON

Fuselage Equipment

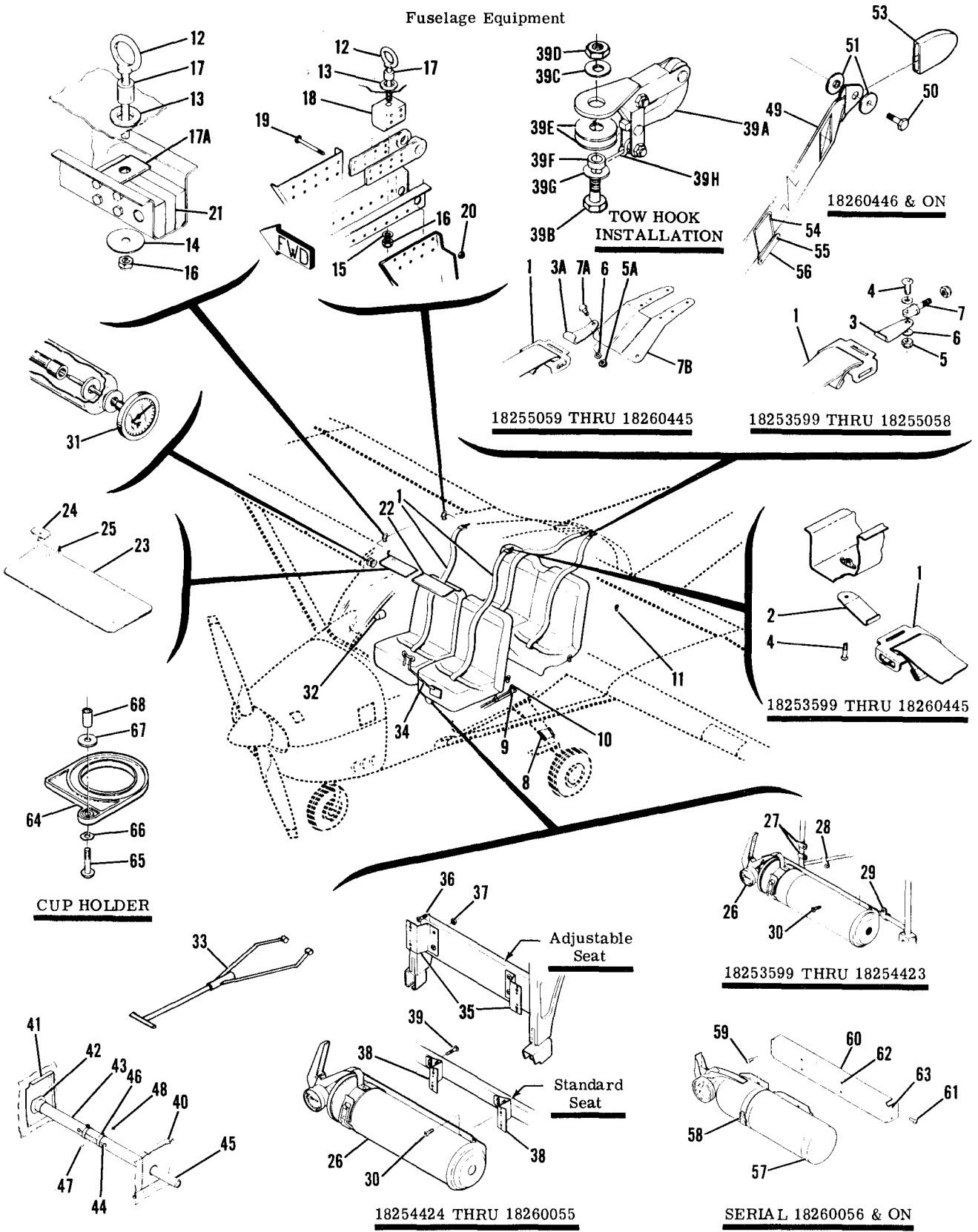


Figure 56. Fuselage Equipment Installation

FIGURE AND INDEX NO.	PART NUMBER	DESCRIPTION	UNITS PER ASSY	USABLE ON CODE
		1 2 3 4 5 6 7		
56 -		FUSELAGE EQUIPMENT INSTALLATION -----	NP	
- 1	S2029-1	HARNESS ASSEMBLY-SHOULDER -----	4	T
- 2	0511232-3	HOOK FRONT ONLY -----	2	T
- 3	0710628-4	HOOK REAR ONLY -----	2	G
- 3A	0711689-2	HOOK REAR ONLY -----	2	S
		ATTACHING PARTS		
- 4	NAS221-10	SCREW -----	1	T
- 5	MS21044N3	NUT REAR ONLY -----	1	G
- 5A	MS21044N3	NUT REAR ONLY -----	1	S
- 6	AN960-10L	WASHER REAR ONLY -----	2	T
- 7	AN42B4A	BOLT REAR ONLY -----	1	G
- 7A	AN3-4A	BOLT REAR ONLY -----	1	S
		-----*		
- 7B	0711689-3	REINFORCEMENT BRACKET-SHOULDER HARNESS REAR -----	1	S
- 8	10182-006-1	JACK POINT -----	1	
	0711121-2	TIE DOWN ASSEMBLY-CARGO WEU 1201039-1 -----	2	W
	1201039-1	TIE DOWN ASSEMBLY-CARGO -----	2	Y
		ATTACHING PARTS		
- 9	AN4-7A	BOLT -----	1	Y
	AN960-416	WASHER -----	1	Y
		-----*		
-10	0711121-3	WELD ASSEMBLY -----	1	W
	0711121-5	EYEBOLT -----	1	W
-11	0511165	EYEBOLT -----	6	G
	0711083-1	LATCH ASSEMBLY-TIE DOWN -----	6	X
	0711083-1	LATCH ASSEMBLY-TIE DOWN -----	7	Y
		ATTACHING PARTS		
	AN4-6A	BOLT -----	1	H
	S1074-1	WASHER -----	1	H
		-----*		
-12	0541115-3	EYEBOLT-HOISTING -----	4	
-13	MS35489-17	GROMMET -----	4	
-14	AN970-5	WASHER -----	2	
-15	AN960-516	WASHER -----	2	
-16	NAS679A5	NUT -----	4	
-17	0541115-2	SPACER -----	4	
-17A	0541115-4	PLATE -----	2	
-18	0700612-2	BLOCK-REAR SPAR -----	2	
		ATTACHING PARTS		
-19	AN3-15A	BOLT -----	4	
-20	MS21044N3	NUT -----	4	
		-----*		
-21	0700612-3	BLOCK-FRONT SPAR -----	2	
-22	1200116-1	VISOR ASSEMBLY-SUN LH -----	1	C
	0700122-1	VISOR ASSEMBLY-SUN LH -----	1	J
	0700122-13	VISOR ASSEMBLY-SUN LH -----	1	K
-23	1200116-2	VISOR ASSEMBLY-SUN RH -----	1	C
	0700122-2	VISOR ASSEMBLY-SUN RH -----	1	J
	0700122-12	VISOR ASSEMBLY-SUN RH -----	1	K
		ATTACHING PARTS		
-24	0713011-12	BRACKET -----	1	
-25	AN507-1032R14	SCREW -----	2	
		-----*		
-26	0800111-2	FIRE EXTINGUISHER -----	1	U
		ATTACHING PARTS		
-27	S1486DG8U	CLAMP -----	2	C
-28	S1486DG6U	CLAMP -----	1	C
-29	S1485D4U	CLAMP -----	1	C
-30	S1021Z8-8	SCREW -----	4	C
	AN515-8R8	SCREW -----	4	D
		-----*		
-31	SEE FIG 57	STRETCHER INSTALLATION -----	1	
	S1322-1	GAGE-OUTSIDE AIR TEMP WHEN EXHAUSTED USE C668507-0101 -----	1	N
	C668507-0101	GAGE-OUTSIDE AIR TEMPERATURE -----	1	O
	C668507-0102	GAGE-OUTSIDE AIR TEMPERATURE ALTERNATE -----	1	O
-32	0713068-1	COMPASS ASSEMBLY -----	1	E
	0713068-5	COMPASS ASSEMBLY -----	1	F
	SEE FIG 57A	COMPASS & MIRROR INSTALLATION -----	1	K
		ATTACHING PARTS		
	0713723-1	SUPPORT ASSEMBLY-COMPASS -----	1	A

CONTINUED ON NEXT PAGE

FIGURE AND INDEX NO.	PART NUMBER	DESCRIPTION	UNITS PER ASSY	USABLE ON CODE
56 -	0713723-5	SUPPORT ASSEMBLY-COMPASS -----	1	B
	0713723-7	BRACKET -----	1	F
	AN515B632R12	SCREW -----	4	
		-----*		
-33	0501019-1	TOW BAR ASSEMBLY -----	1	
	0541162-1	VALVE-TUBELESS TIRE INFLATION -----	1	C
-34	0760606-1	LOCK ASSEMBLY-CONTROL -----	1	L
	1260463-1	LOCK ASSEMBLY-CONTROL -----	1	M
	1260144-3	LOCK ASSEMBLY-CONTROL -----	1	R
-35	0500120-2	SUPPORT ASSY-FIRE EXTINGUISHER VERT ADJUST SEAT ONLY -----	2	D
		ATTACHING PARTS		
-36	AN515-8R16	SCREW -----	2	D
-37	NAS679A08	NUT -----	2	D
		-----*		
-38	1400054-2	BRACKET-FIRE EXTINGUISHER -----	2	D
	0713946-1	BRACKET ASSY-FIRE EXTINGUISHER STANDARD SEAT -----	2	V
		ATTACHING PARTS		
-39	AN515-8R12	SCREW -----	2	D
	AN520-10R14	SCREW -----	4	V
		-----*		
	NAS697A3	NUTPLATE -----	4	V
-39A	0500228-2	TOW HOOK-GLIDER -----	1	
		ATTACHING PARTS		
-39B	AN5-7A	BOLT -----	1	
-39C	AN960-516L	WASHER -----	1	
-39D	NAS679A5	NUT -----	1	
-39E	AN970-5	WASHER -----	2	
-39F	0500228-5	BUSHING -----	1	
-39G	S1450-5-14-063	WASHER -----	1	
		-----*		
-39H	0500228-3	CORD-GLIDER TOW HOOK -----	1	
	0526001-1	CUP-FUEL SAMPLER -----	1	
		LIFT HANDLE INSTALLATION -----	NP	P
-40	0712748-1	REINFORCEMENT-LH -----	1	
-41	0712748-2	REINFORCEMENT-RH -----	1	
-42	0712750-2	BRACKET ASSEMBLY-RH -----	1	
	0712750-1	BRACKET ASSEMBLY-LH -----	1	
-43	0712749-1	TUBE-LIFT BAR -----	1	
-44	0712751-1	SPRING -----	1	
	0712752-1	STOP -----	1	
-45	1612030-1	HANDLE ASSEMBLY -----	2	
-46	AN735D20	CLAMP -----	2	
		ATTACHING PARTS		
-47	AN515-8R10	SCREW -----	1	
-48	AN340-8	NUT -----	1	
		-----*		
-49	S2070B201	HARNES ASSEMBLY-SHOULDER BLACK -----	AR	R
	S2070F201	HARNES ASSEMBLY-SHOULDER RED -----	AR	AB
	S2070G201	HARNES ASSEMBLY-SHOULDER GREEN -----	AR	AB
	S2070H201	HARNES ASSEMBLY-SHOULDER BLUE -----	AR	AB
	S2070W201	HARNES ASSEMBLY-SHOULDER BROWN -----	AR	AB
	S2070A201	HARNES ASSEMBLY-SHOULDER RED -----	AR	AC
	S2070C201	HARNES ASSEMBLY-SHOULDER GREEN -----	AR	AC
	S2070L201	HARNES ASSEMBLY-SHOULDER BLUE -----	AR	AC
	S2070Z201	HARNES ASSEMBLY-SHOULDER RED -----	AR	AD
	S2070AA201	HARNES ASSEMBLY-SHOULDER OLIVE -----	AR	AD
	S2070U201	HARNES ASSEMBLY-SHOULDER BLUE -----	AR	AD
	S2070W201	HARNES ASSEMBLY-SHOULDER GOLD -----	AR	AD
			ATTACHING PARTS	
-50	NAS464P4A8	BOLT -----	1	R
-51	S2074-1	SPACER -----	2	R
-52		DELETED NEVER USED -----		
		-----*		
-53	S2076-1	COVER -----	1	R
-54	S2081-1	CLIP-HARNES STOWAGE -----	2	R
		ATTACHING PARTS		
-55	S1023A6-86	SCREW -----	2	R
		-----*		
-56	S2081-2	COVER -----	2	R

CONTINUED ON NEXT PAGE

FIGURE AND INDEX NO.	PART NUMBER	DESCRIPTION	UNITS PER ASSY	USABLE ON CODE
56 -57	C421001-0101	FIRE EXTINGUISHER -----	1	V
-58	C421001-0102	BRACKET ASSY-FIRE EXTINGUISHER ----- ATTACHING PARTS	1	V
-59	AN520-10R7	SCREW ----- -----*	4	V
-60	0713945-3 0713945-11	BRACKET ASSY INFINITE ADJUST SEAT ONLY WEU 0713945-11- BRACKET ASSY INFINITE ADJUST SEAT ONLY ----- ATTACHING PARTS	1 1	Z AA
-61	AN520-10R8	SCREW ----- -----*	4	V
-62	NAS680A3	NUTPLATE -----	4	V
-63	NAS696A3	NUTPLATE -----	4	V
-64	0501022-1	CUPHOLDER ----- ATTACHING PARTS	2	Y
-65	AN525-10R20 AN525-10R12	SCREW USED ON LH SIDE ----- SCREW USED ON RH SIDE -----	1 1	Y Y
-66	S1357-3	WASHER -----	1	Y
-67	AN960-10 AN960-10	WASHER USED ON LH SIDE ----- WASHER USED ON RH SIDE -----	1 2	Y Y
-68	NAS43DD3-32	SPACER USED ON LH SIDE ONLY ----- -----*	1	Y
<p>A---182 SERIAL 18253599 THRU 18253834 B---182 SERIAL 18253835 THRU 18254150 C---182 SERIAL 18253599 THRU 18254423 D---182 SERIAL 18254424 THRU 18260183 A182 SERIAL A182-0001 THRU A182-0117 E---182 SERIAL 18253599 THRU 18254150 F---182 SERIAL 18254151 & ON A182 SERIAL A182-0001 & ON G---182 SERIAL 18253599 THRU 18255058 H---182 SERIAL 18255059 & ON A182 SERIAL A182-0001 & ON J---182 SERIAL 18254424 THRU 18255844 K---182 SERIAL 18255845 & ON A182 SERIAL A182-0001 & ON L---182 SERIAL 18253599 THRU 18255684 M---182 SERIAL 18256685 THRU 18260445 A182 SERIAL A182-0001 & ON N---182 SERIAL 18253599 THRU 18259208 A182 SERIAL A182-0001 THRU A182-0116 O---182 SERIAL 18259209 & ON A182 SERIAL A182-0117 & ON P---182 SERIAL 18260056 & ON A182 SERIAL A182-0117 & ON R---182 SERIAL 18260446 & ON A182 SERIAL A182-0137 & ON S---182 SERIAL 18255059 THRU 18260445 A182 SERIAL A182-0001 & ON T---182 SERIAL 18253599 THRU 18260445 A182 SERIAL A182-0001 THRU A182-0136 U---182 SERIAL 18253599 THRU 18260183 A182 SERIAL A182-0001 THRU A182-0117 V---182 SERIAL 18260184 & ON A182 SERIAL A182-0117 & ON W---182 SERIAL 18253599 THRU 18260825 A182 SERIAL A182-0001 THRU A182-0136 X---182 SERIAL 18255059 THRU 18260825 A182 SERIAL A182-0001 THRU A182-0136 Y---182 SERIAL 18260826 & ON Z---182 SERIAL 18260184 THRU 18261425 A182 SERIAL A182-0117 THRU A182-0136 AA---182 SERIAL 18261426 & ON A182 SERIAL A182-0137 & ON AB---182 SERIAL 18260446 THRU 18260825 A182 SERIAL A182-0137 & ON AC---182 SERIAL 18260826 THRU 18261425 AD---182 SERIAL 18261426 & ON</p>				

This page intentionally left blank.

Fuselage Equipment (Cont)

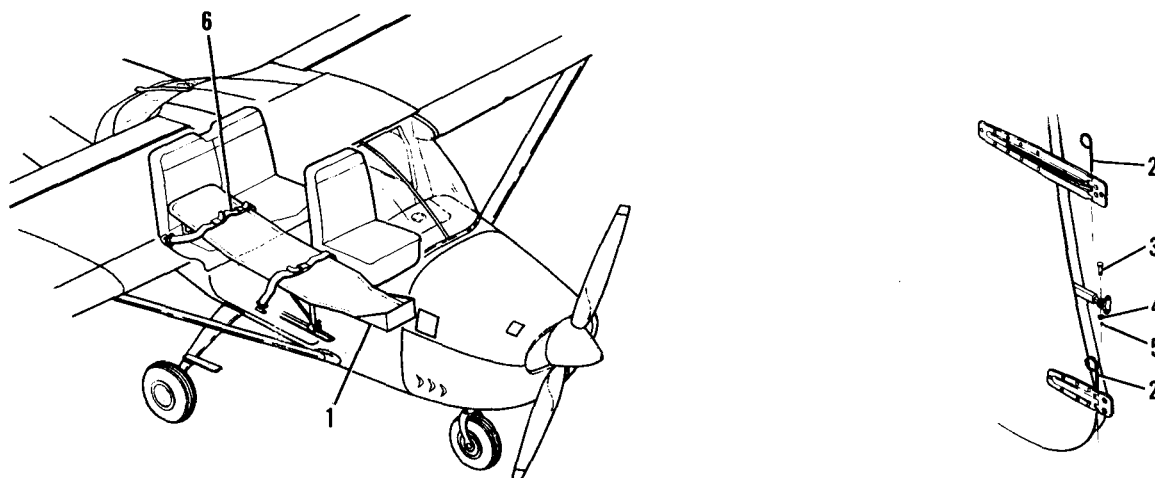
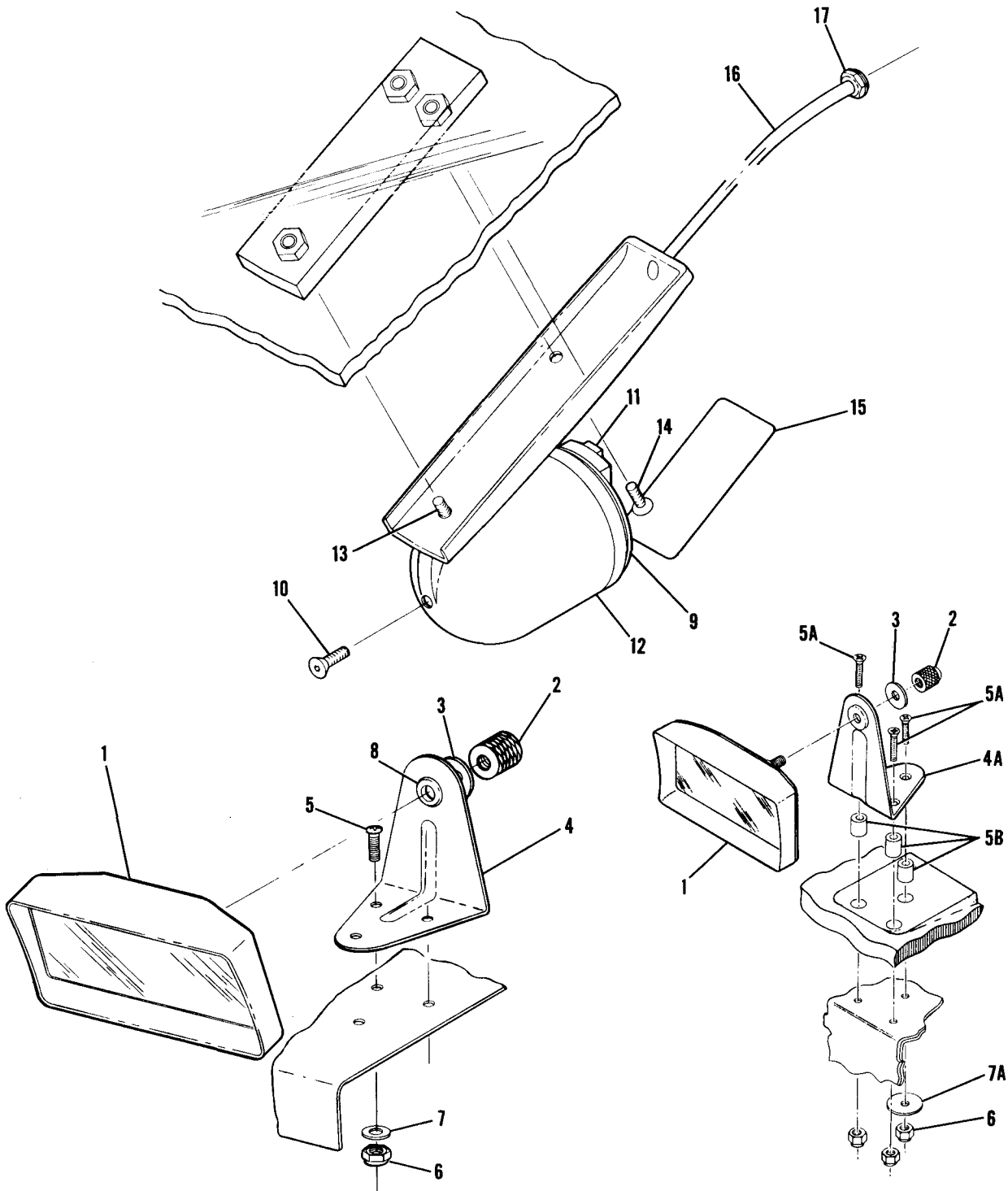


Figure 57. Portable Stretcher Installation

FIGURE AND INDEX NO.	PART NUMBER	DESCRIPTION	UNITS PER ASSY	USABLE ON CODE
		1 2 3 4 5 6 7		
57 -		STRETCHER INSTALLATION-PORTABLE -----	NP	
- 1	0700164-6	STRETCHER-PORTABLE -----	1	
- 2	S1426-1	PIN-HINGE -----	2	
- 3	MS20392-1C17	PIN-FLATHEAD -----	1	
- 4	AN960-10L	WASHER -----	1	
- 5	MS24665-151	PIN-COTTER -----	1	
- 6	FDC-2475-50	BELT EXTENSION DAP1 -----	1	
	S1809-1	BELT EXTENSION METAL TO METAL BUCKLE -----	1	

Fuselage Equipment (Cont)



18255845 THRU 18260825

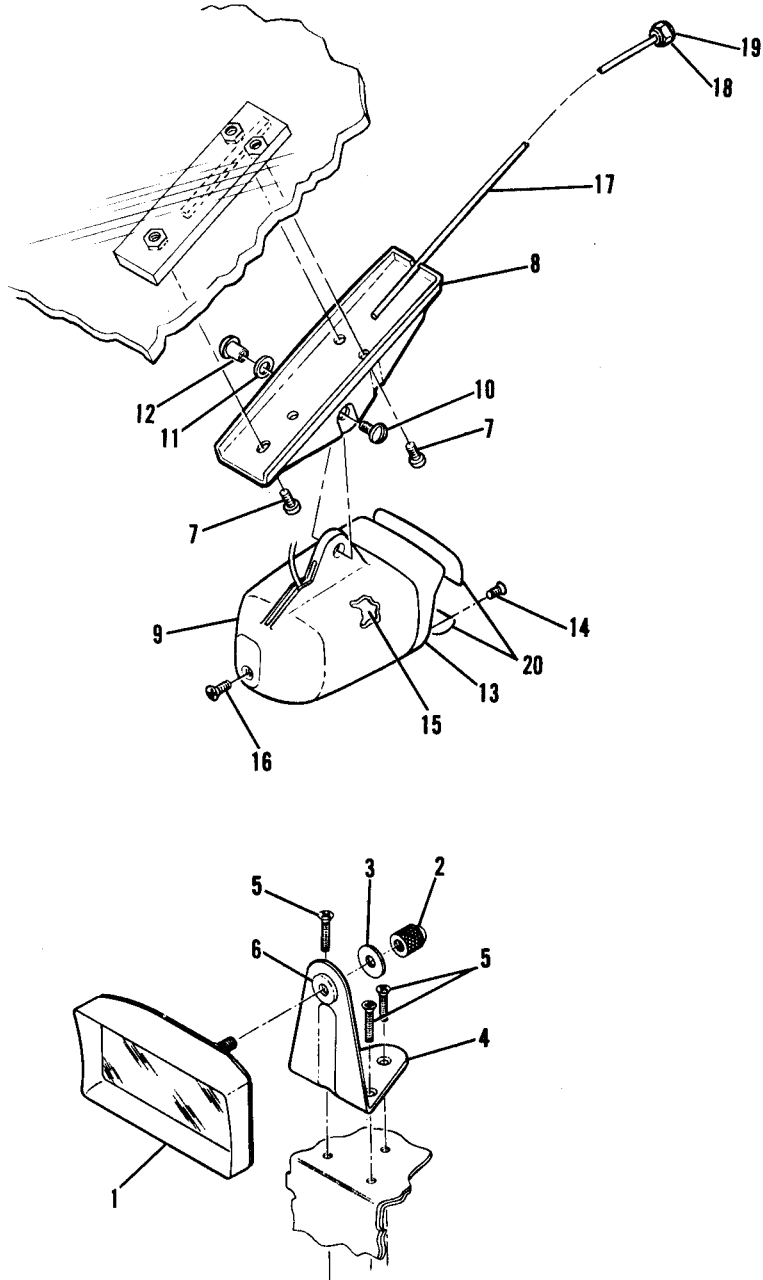
18260826 THRU 18261425

182 SERIAL 18255845 THRU 18261425

Figure 57A. Rear View Mirror & Compass Installation

FIGURE AND INDEX NO.	PART NUMBER	DESCRIPTION	UNITS PER ASSY	USABLE ON CODE
		1 2 3 4 5 6 7		
57A-		REAR VIEW MIRROR INSTALLATION -----	NP	A
- 1	0500312-2	MIRROR & COVER ASSY -----	1	
		ATTACHING PARTS -----		
- 2	0500313-1	NUT -----	1	
- 3	S1450-4A11-063	WASHER -----	2	
		---*---		
- 4	0500310-1	BRACKET ASSEMBLY -----	1	B
- 4A	1213293-1	BRACKET ASSEMBLY -----	1	C
		ATTACHING PARTS -----		
- 5	AN507B832R8	SCREW -----	3	B
- 5A	AN507B832R24	SCREW -----	3	C
- 5B	NAS43DD3-64	SPACER -----	3	C
- 6	MS20365B832C	NUT -----	3	
- 7	S1450-3A14-.050	WASHER -----	2	B
- 7A	S1450-3A14-.050	WASHER -----	1	C
		---*---		
- 8	MS35489-6	GROMMET -----	1	
		COMPASS INSTALLATION -----	NP	A
- 9	C660501-0101	COMPASS -----	1	
		ATTACHING PARTS -----		
-10	S1571-8-10	SCREW -----	1	
		---*---		
-11	330	BULB -----	1	
-12	0713813-1	MOUNT-COMPASS -----	1	
		ATTACHING PARTS -----		
-13	S1570-8-12	SCREW -----	1	
	AN96008	WASHER -----	2	
-14	S1571-8-6	SCREW -----	2	
		---*---		
-15	0713819-1	CARD-COMPASS DEVIATION -----	1	
-16	0713817-1	TUBE ASSEMBLY -----	1	
		ATTACHING PARTS -----		
-17	S1216-3	NUT -----	1	
	AN936A416	WASHER -----	1	
	NAS620A416L	WASHER -----	1	
		---*---		
<p>A---182 SERIAL 18255845 THRU 18261425 A182 SERIAL A182-0001 THRU A182-0136</p> <p>B---182 SERIAL 18255845 THRU 18260825 A182 SERIAL A182-0001 THRU A182-0136</p> <p>C---182 SERIAL 18260826 THRU 18261425</p>				

Fuselage Equipment (Cont)

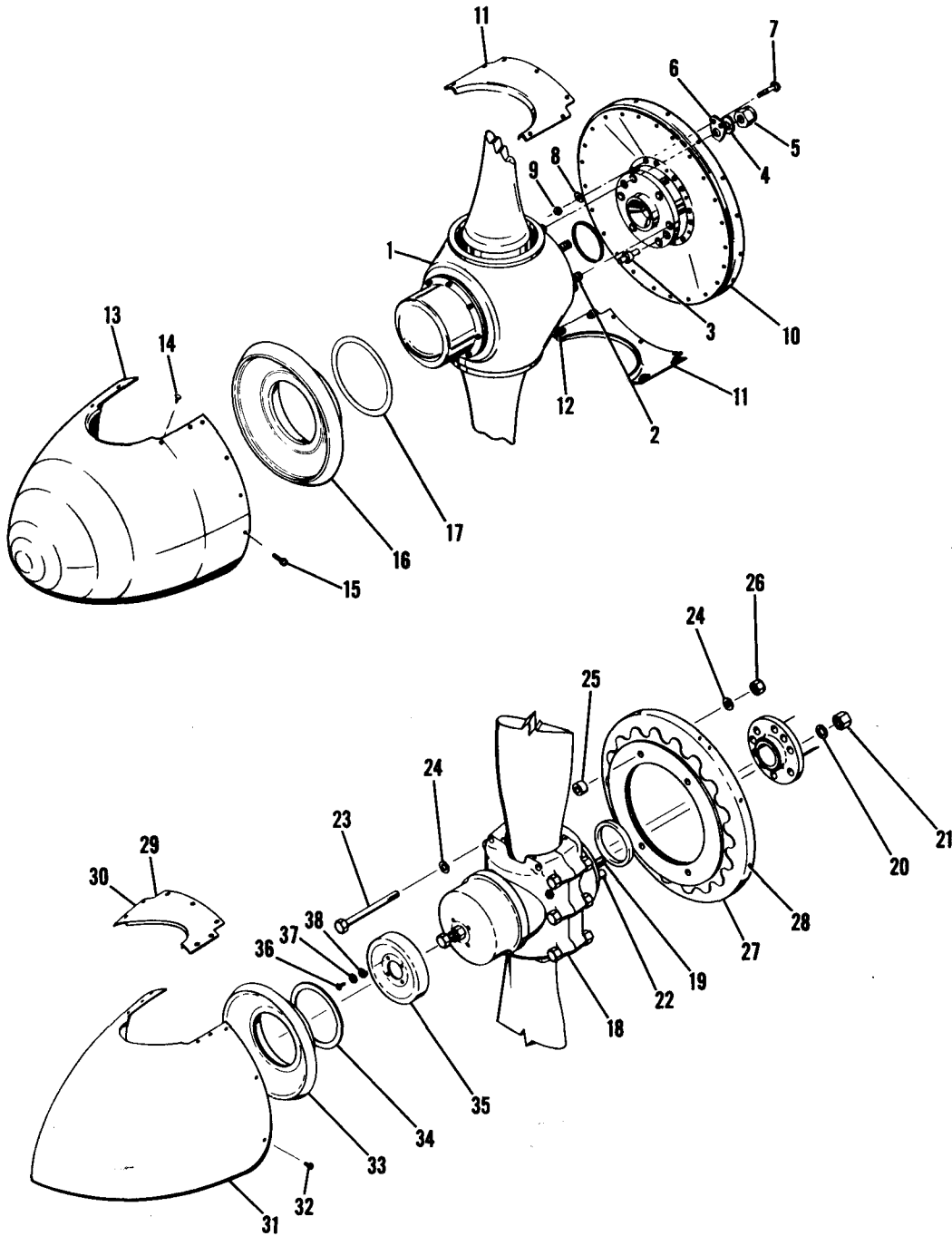


182 SERIAL 18261426 & ON

Figure 57B. Rear View Mirror & Compass Installation

FIGURE AND INDEX NO.	PART NUMBER	DESCRIPTION	UNITS PER ASSY	USABLE ON CODE
57B-		1 2 3 4 5 6 7		
- 1	0500312-2	REAR VIEW MIRROR INSTALLATION ----- MIRROR & COVER ASSEMBLY ----- ATTACHING PARTS -----	NP 1	A
- 2	0500313-1	NUT -----	1	
- 3	S1450-4A11-063	WASHER ----- -----*	1	
- 4	1213293-1	BRACKET ASSY ----- ATTACHING PARTS -----	1	
- 5	AN507B832R8	SCREW ----- -----*	3	
- 6	MS35489-6	GROMMET -----	1	
	0413517-1	COMPASS INSTALLATION ----- COMPASS ASSY ----- ATTACHING PARTS -----	NP 1	
- 7	AN500B8-6	SCREW ----- -----*	3	
- 8	0413517-3	BASE-COMPASS -----	1	
- 9	0413517-5	CUP-COMPASS ----- ATTACHING PARTS -----	1	
-10	D366	SCREW -----	1	
-11	AN960-D10L	WASHER -----	1	
-12	D4023X.375	POST ----- -----*	1	
-13	0413517-15	BEZEL-COMPASS ----- ATTACHING PARTS -----	1	
-14	AN510B4R6	SCREW ----- -----*	2	
-15	C660501-0101	COMPASS ----- ATTACHING PARTS -----	1	
-16	AN507B832R14	SCREW ----- -----*	1	
-17	0713817-4	TUBE ASSEMBLY ----- ATTACHING PARTS -----	1	
-18	S1216-3	NUT -----	1	
-19	AN936A416 NAS620A416L	WASHER ----- WASHER ----- -----*	1 1 1	
-20	SEE FIG 2A	PLACARD-COMPASS CORRECTION -----	2	
		A---182 SERIAL 18261426 & ON A182 SERIAL A182-137 & ON		

Propeller

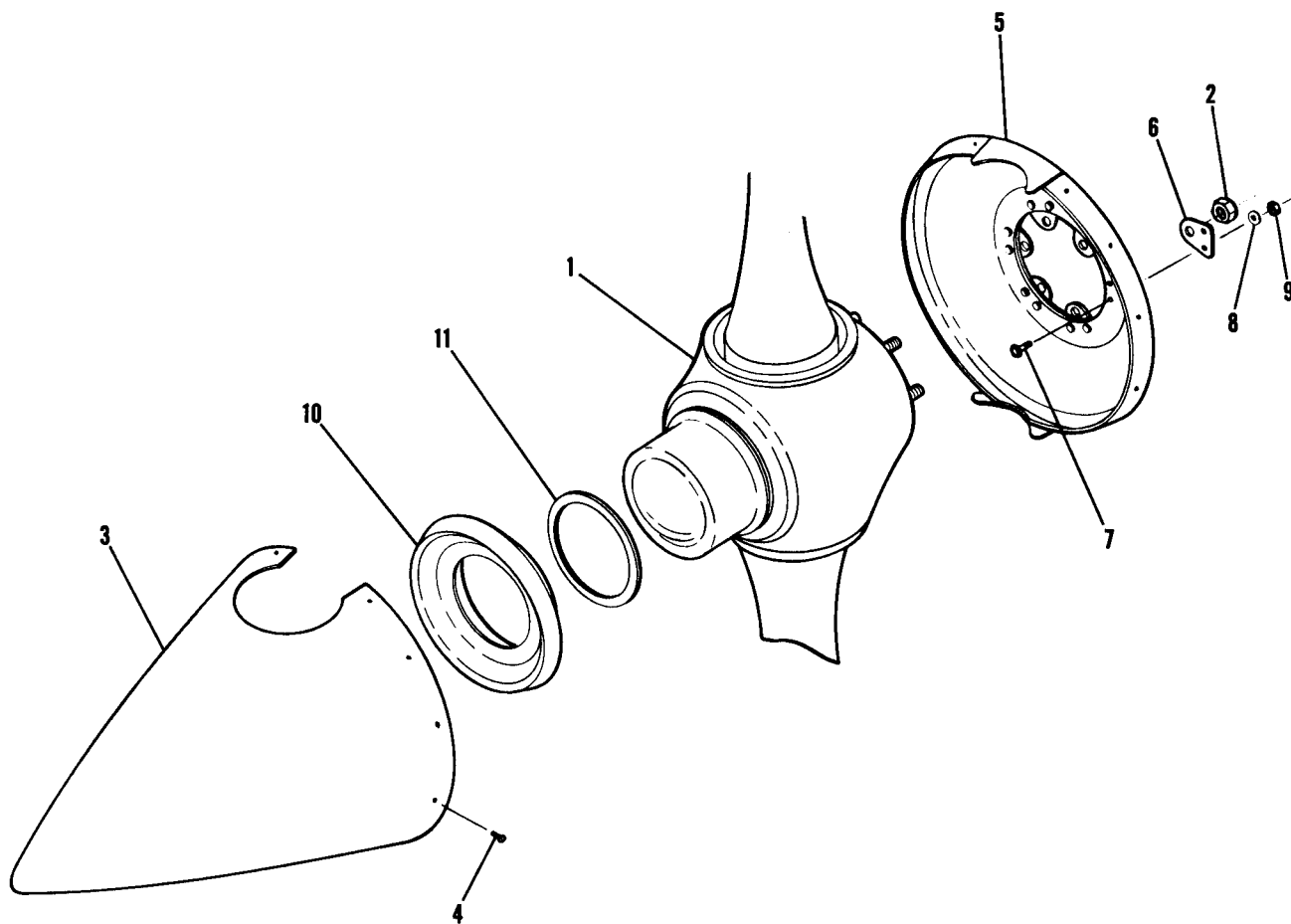


182 SERIAL 18253599 THRU 18255844

Figure 58. Propeller Installation

FIGURE AND INDEX NO.	PART NUMBER	DESCRIPTION	UNITS PER ASSY	USABLE ON CODE
1 2 3 4 5 6 7				
58 -		PROPELLER INSTALLATION -----	NP	C
- 1	0752024-3	PROPELLER ASSEMBLY-MODEL 2A36C29/90M8 80IN DIA MCL -----	1	A
	C161002-0201	WHEN EXHAUSTED USE C161002-0201		
		PROPELLER ASSEMBLY-MODEL 2A34C50/90A-8 82IN DIA MCL -----	1	B
		SEE FIGURE 59A		
		ATTACHING PARTS		
- 2	A1561-2	BOLT MCL -----	6	
- 3	A1562	DOWEL MCL -----	6	
- 4	A1638-2	WASHER MCL USED WITH 0752024-3 ONLY -----	6	
- 5	A1639-2	NUT MCL -----	6	
		*-----		
		SPINNER ASSEMBLY-MC CAULEY PROPELLER -----	NP	
		ATTACHING PARTS		
- 6	0752005-4	LUG -----	6	
- 7	AN525-10R14	SCREW -----	12	
- 8	S1164-1	WASHER -----	12	
- 9	MS21044N3	NUT -----	12	
		*-----		
-10	0752004-6	BULKHEAD ASSEMBLY -----	1	
-11	0752004-1	FILLET ASSEMBLY -----	2	
-12	NAS680A3	NUTPLATE -----	4	
-13	0752614-1	DOME-SPINNER -----	1	
		ATTACHING PARTS		
-14	AN520-10R7	SCREW -----	8	
-15	NAS221-8	SCREW -----	14	
		*-----		
-16	0752615-2	SUPPORT-SPINNER -----	1	
-17	0752620-1	SPACER -----	AR	
-18	0752619-3	PROPELLER ASSEMBLY-MODEL BHC-C2YF-1/8468-2 -----	1	
		82 IN DIA HTP SEE FIGURE 60		
		ATTACHING PARTS		
-19	A2429	STUD -----	6	
-20	AN960-816	WASHER -----	6	
-21	AN355-8	NUT -----	6	
-22	.5002X1 1/8	PIN-DOWEL -----	2	
		*-----		
		SPINNER ASSEMBLY-HARTZELL PROPELLER -----	NP	
		ATTACHING PARTS		
-23	A2433	BOLT -----	4	
-24	AN960-616	WASHER -----	8	
-25	A2246-1	SPACER -----	4	
-26	AN363-624	NUT -----	4	
		*-----		
-27	0752618-1	BULKHEAD ASSEMBLY-SPINNER -----	1	
-28	NAS680A3	NUTPLATE -----	12	
-29	0752617-1	FILLET ASSEMBLY-SPINNER -----	2	
		ATTACHING PARTS		
	NAS221-8	SCREW -----	4	
		*-----		
-30	NAS680A3	NUTPLATE -----	4	
-31	0752616-1	DOME-SPINNER -----	1	
		ATTACHING PARTS		
-32	NAS221-8	SCREW -----	12	
		*-----		
-33	0752615-1	SUPPORT-SPINNER -----	1	
-34	0752620-1	SPACER -----	AR	
-35	0752621-1	SUPPORT BULKHEAD-SPINNER -----	1	
		ATTACHING PARTS		
-36	AN520-416R6	SCREW -----	4	
-37	AN960D416	WASHER -----	4	
-38	AN935-416	LOCKWASHER -----	4	
		*-----		
A---182 SERIAL 18253599 THRU 18254275 B---182 SERIAL 18254276 THRU 18255844 C---182 SERIAL 18253599 THRU 18255844				

Propeller (Cont)

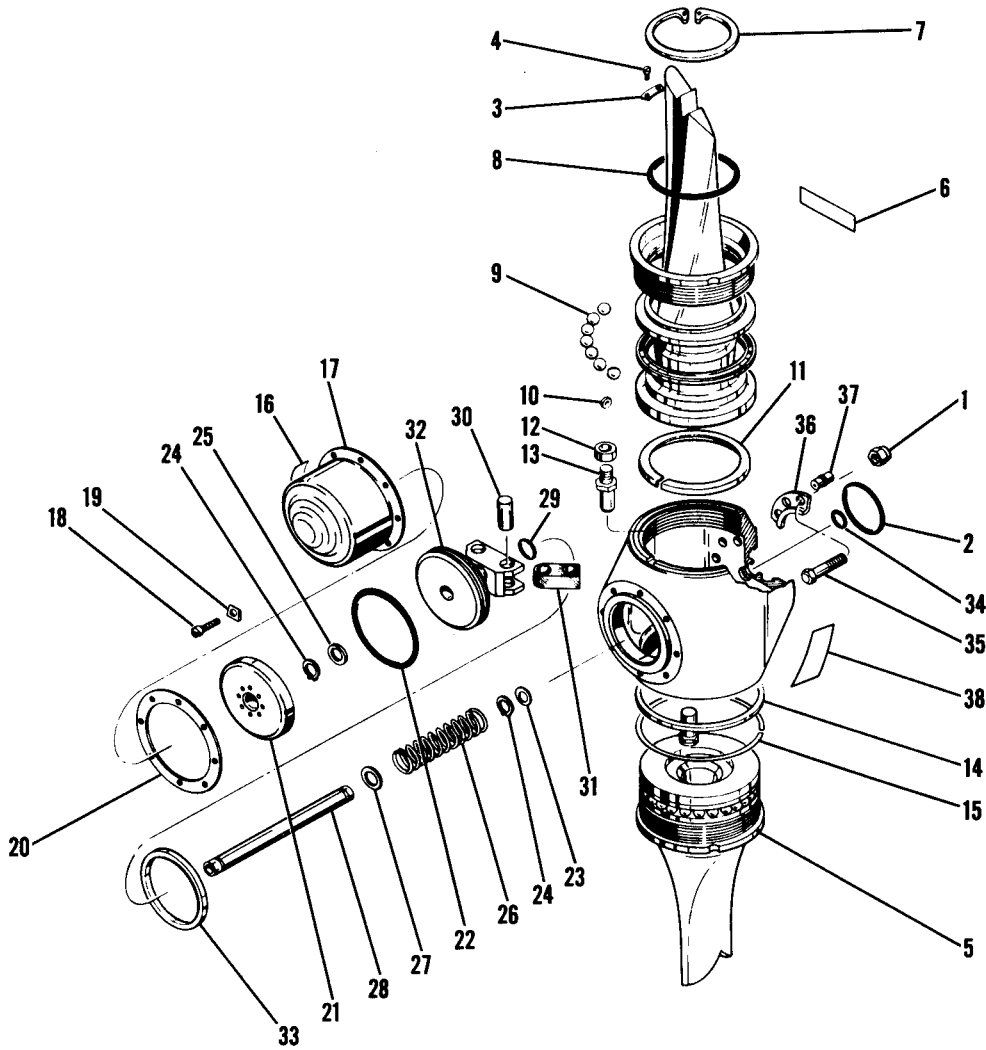


182 SERIAL 18255845 & ON

Figure 58A. Propeller Installation

FIGURE AND INDEX NO.	PART NUMBER	DESCRIPTION	UNITS PER ASSY	USABLE ON CODE
		1 2 3 4 5 6 7		
58A-		PROPELLER INSTALLATION -----	NP	A
- 1	SEE FIG 59A SEE FIG 59B	PROPELLER ASSEMBLY -----	1	B
		PROPELLER ASSEMBLY -----	1	C
		ATTACHING PARTS -----		
- 2	A1639-2	NUT MCL -----	6	
		---*---		
- 3	0752637-5 0752637-11	DOME ASSEMBLY-SPINNER -----	1	B
		DOME ASSEMBLY-SPINNER -----	1	C
		ATTACHING PARTS -----		
- 4	NAS221-8	SCREW -----	14	
		---*---		
- 5	0752637-1	BULKHEAD ASSEMBLY -----	1	
		ATTACHING PARTS -----		
- 6	0752005-4	LUG -----	6	
- 7	AN3-4A	BOLT -----	12	
- 8	AN960-10	WASHER -----	12	
- 9	MS21044N3	NUT -----	12	
		---*---		
-10	1250412-1	SUPPORT-SPINNER -----	1	
-11	0752620-1	SPACER-SPINNER SUPPORT -----	AR	
		 A---182 SERIAL 18255845 & ON A182 SERIAL A182-0001 & ON B---182 SERIAL 18255845 THRU 18259421 18259430 THRU 18259614 A182 SERIAL A182-0001 THRU A182-0116 C---182 SERIAL 18259422 & ON 18259615 & ON A182 SERIAL A182-0117 & ON		

Propeller (Cont)



182 SERIAL 18253599 THRU 18254275

Figure 59. McCauley Propeller Assembly

FIGURE AND INDEX NO.	PART NUMBER	DESCRIPTION	UNITS PER ASSY	USABLE ON CODE
59 -	0752024-3	PROPELLER ASSEMBLY-MODEL 2A36C29/90M8 82IN DIA MCL ----- WHEN EXHAUSTED USE 0752024-12 SEE FIGURE 59A	1	A
		ATTACHING PARTS		
- 1	A1639-2	NUT MCL -----	6	
- 2	A1633-3	PACKING-O RING MCL -----	1	

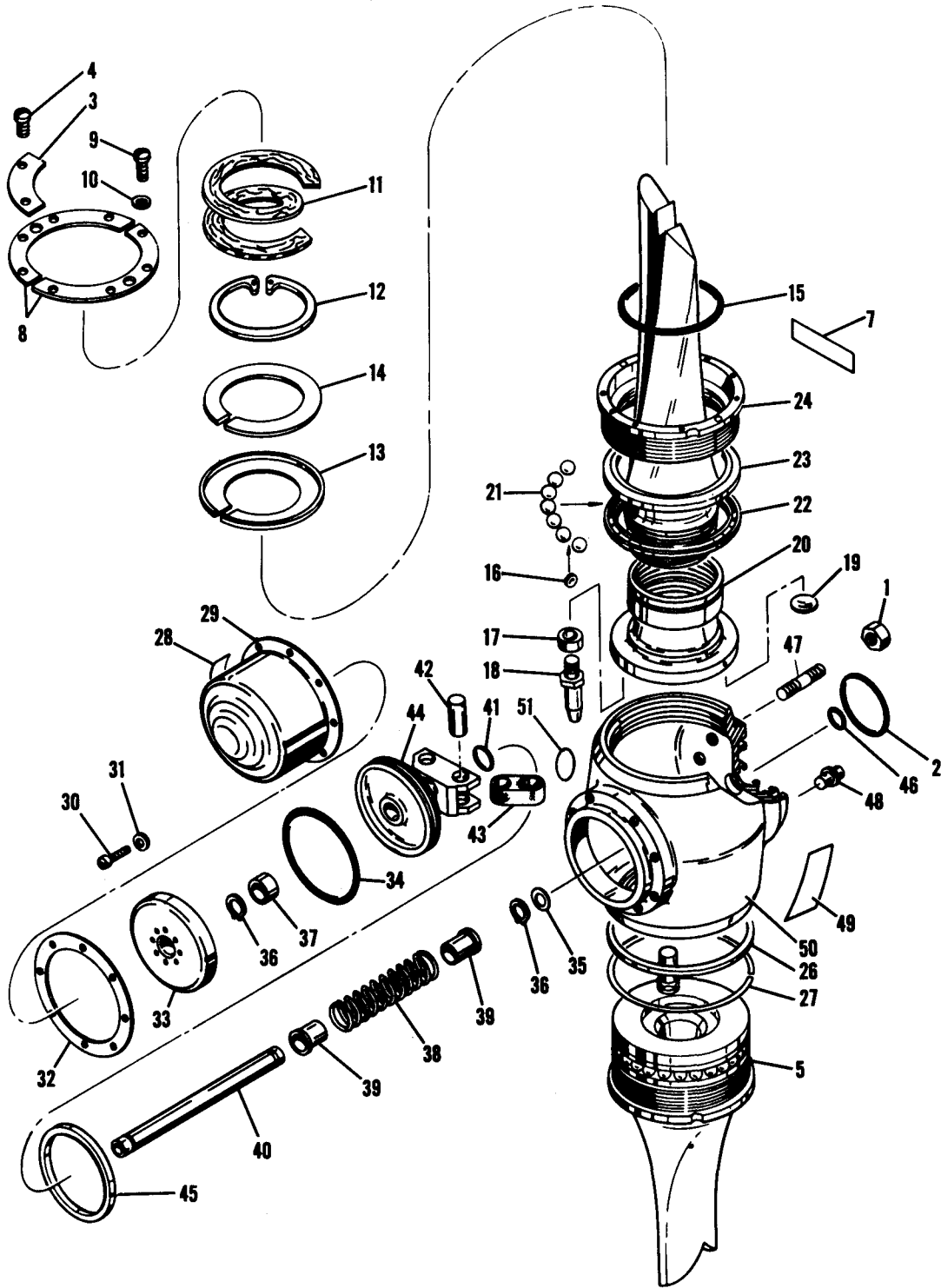
- 3	A2104	WEIGHT-BALANCE MCL -----	AR	
		ATTACHING PARTS		
- 4	A1635-16	SCREW-ATTACH ONE WEIGHT MCL -----	AR	
	A1635-17	SCREW-ATTACH TWO WEIGHTS MCL -----	AR	
	A1635-18	SCREW-ATTACH THREE WEIGHTS MCL -----	AR	
	A1635-19	SCREW-ATTACH FOUR WEIGHTS MCL -----	AR	
	A1635-21	SCREW-ATTACH FIVE WEIGHTS MCL -----	AR	
	A1635-22	SCREW-ATTACH SIX WEIGHTS MCL -----	AR	

- 5	D2341/90M-8	BLADE ASSEMBLY-82 INCH DIA MCL -----	2	
- 6	A1958	DECAL MCL -----	1	
- 7	A1636-6	RING-EXTERNAL RETAINING MCL -----	1	
- 8	A1633-13	PACKING-O RING MCL -----	1	
- 9	A1634-4	BALL BEARING MCL -----	22	
-10	A1742	SEPARATOR-BALL MCL -----	22	
-11	B2289-1	SHIM-FERRULE 0.005 IN MCL -----	AR	
	B2289-2	SHIM-FERRULE 0.010 IN MCL -----	AR	
	B2289-3	SHIM-FERRULE 0.015 IN MCL -----	AR	
-12	A1883	WASHER-ACTUATING PIN MCL -----	1	
-13	A1882	PIN-BLADE ACTUATING MCL -----	1	
-14	B1564	RING-RETENTION NUT LOCK MCL -----	2	
-15	A1563-1	SHIM-BALANCING MCL -----	2	
-16	A2356	DECAL-SPRING KIT INSTALLATION MCL -----	1	
-17	C1904	CYLINDER MCL -----	1	
		ATTACHING PARTS		
-18	A1635-65	SCREW MCL -----	8	
-19	B2192	WASHER MCL -----	8	
-20	A1938	GASKET-CYLINDER MCL -----	1	

-21	B1965	SUPPORT-SPACER MCL -----	1	
-22	A1633-12	PACKING-O RING MCL -----	1	
-23	A2351	WASHER-FIBER MCL -----	1	
-24	A1636-7	RING-EXTERNAL RETAINING MCL -----	2	
-25	A2108-278	SPACER-LOW PITCH STOP MCL -----	1	
-26	A2357	SPRING-LOW PITCH RETURN BOOST MCL -----	1	
-27	A1552	WASHER-SPRING MCL -----	1	
-28	B2345	TUBE-PISTON ROD MCL -----	1	
-29	A1633-9	PACKING-O RING MCL -----	1	
	A1934	PISTON ASSEMBLY MCL -----	1	
-30	A1936	PIN-PISTON MCL -----	2	
-31	A1935	LINK-BLADE ACTUATING MCL -----	2	
-32	C1939	PISTON-BLADE ACTUATING MCL -----	1	
-33	A1937	SPACER-HIGH PITCH STOP MCL -----	1	
-34	A1633-9	PACKING-O RING MCL -----	1	
	C2343	HUB ASSEMBLY MCL -----	1	
-35	A1561-2	BOLT-HUB MOUNTING MCL -----	6	
	A1561-4	BOLT-HUB MOUNTING 0.002 IN. OVERSIZE MCL -----	AR	
	A1561-6	BOLT-HUB MOUNTING 0.004 IN. OVERSIZE MCL -----	AR	
-36	A2185	WASHER-FLANGE MCL -----	3	
-37	A1562	DOWEL-HUB ALIGNMENT MCL -----	2	
-38	A2230	DECAL-PROP INSTALLATION INSTRUCTIONS MCL -----	1	

A---182 SERIAL 18253599 THRU 18254275

Propeller (Cont)



182 SERIAL 18254276 THRU 18259421

Figure 59A. Mc Cauley Propeller Assembly

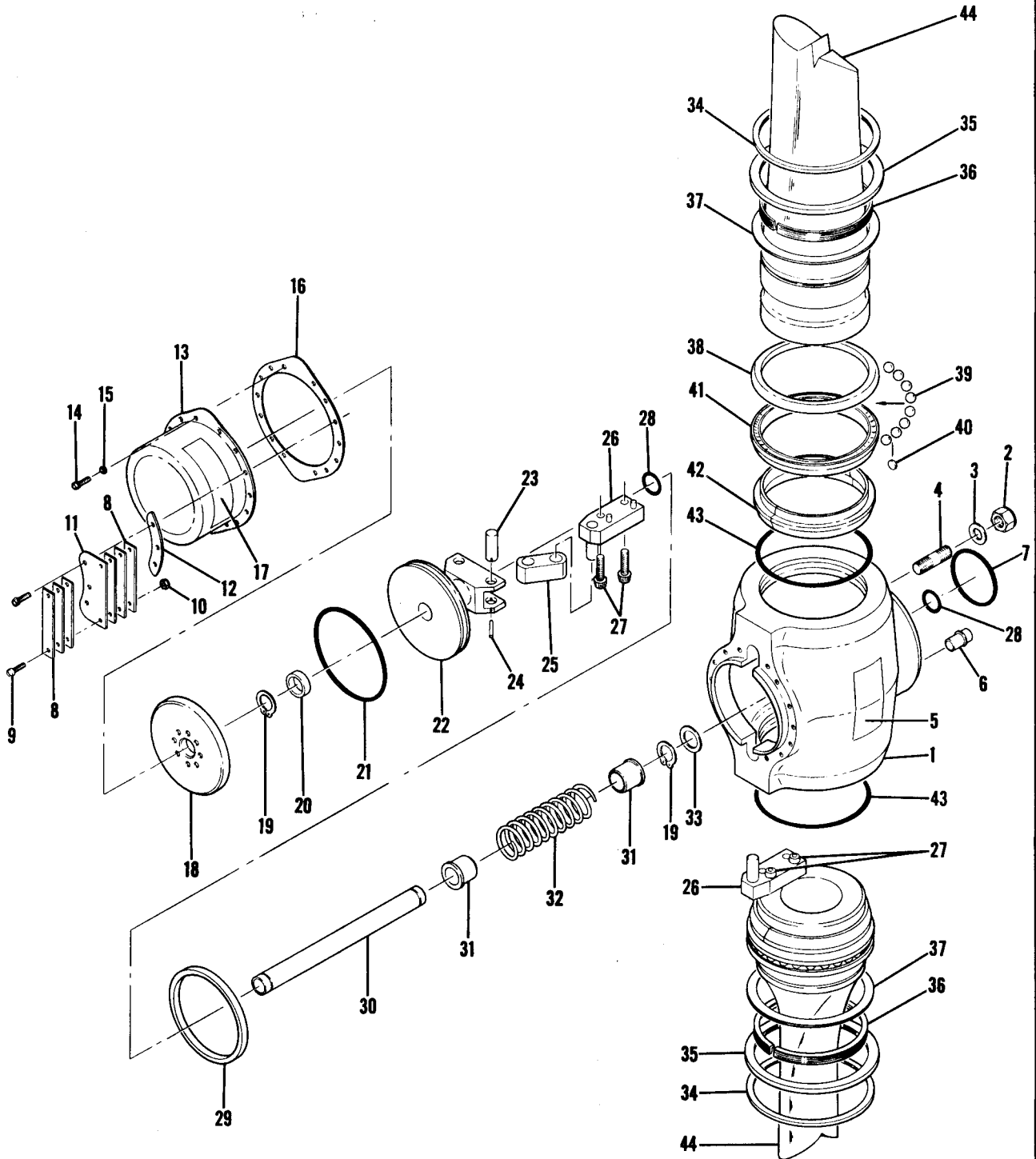
FIGURE AND INDEX NO.	PART NUMBER	DESCRIPTION	UNITS PER ASSY	USABLE ON CODE
		1 2 3 4 5 6 7		
59A-	C161002-0202	PROPELLER ASSEMBLY-MC CAULEY 2A34C50/90A-8 82 IN. DIA. -----	1	A
	C161002-0201	WHEN EXHAUSTED USE C161002-0201		
- 1	A1639-2	PROPELLER ASSEMBLY-MC CAULEY 2A34C66/90AT-8 82 IN DIA -----	1	B
- 2	A1633-3	NUT MCL -----	6	
		PACKING-O RING MCL -----	1	
		*-----		
- 3	A2423	WEIGHT-BALANCE MCL -----	AR	
		ATTACHING PARTS		
- 4	A1635-16	SCREW-ATTACH ONE WEIGHT MCL -----	2	
	A1635-17	SCREW-ATTACH TWO WEIGHTS MCL -----	2	
	A1635-18	SCREW-ATTACH THREE WEIGHTS MCL -----	2	
	A1635-19	SCREW-ATTACH FOUR WEIGHTS MCL -----	2	
	A1635-21	SCREW-ATTACH FIVE WEIGHTS MCL -----	2	
	A1635-22	SCREW-ATTACH SIX WEIGHTS MCL -----	2	
		*-----		
- 5	D3108/90A-8	BLADE ASSEMBLY MCL -----	2	A
	D3223/90AT-8	BLADE ASSEMBLY MCL -----	2	B
- 6		DELETED-NON PROCURABLE -----	1	
- 7	A1958	DECAL MCL -----	1	
- 8	B2417	PLATE-SPLIT COVER MCL -----	1	
		ATTACHING PARTS		
- 9	A1635-27	SCREW MCL -----	AR	
-10	A1638-5	WASHER-FIBER MCL -----	AR	
		*-----		
-11	B2422-1	PACKING-FELT MCL -----	1	
-12	A1636-6	RING-EXTERNAL RETAINING MCL -----	1	
-13	B2420-4	SHIM-0.004 IN. MCL -----	AR	
	B2420-6	SHIM-0.006 IN. MCL -----	AR	
-14	B2421-8	SHIM-0.008 IN. MCL -----	AR	
	B2421-10	SHIM-0.010 IN. MCL -----	AR	
	B2421-12	SHIM-0.012 IN. MCL -----	AR	
	B2421-14	SHIM-0.014 IN. MCL -----	AR	
	B2421-16	SHIM-0.016 IN. MCL -----	AR	
	B2421-18	SHIM-0.018 IN. MCL -----	AR	
	B2421-20	SHIM-0.020 IN. MCL -----	AR	
-15	A1633-13	PACKING-O RING MCL -----	1	
-16	A3110	SEPARATOR-BALL MCL -----	30	
-17	A3100	WASHER-ACTUATING PIN MCL -----	1	
-18	A3149	PIN-BLADE ACTUATING MCL -----	1	
-19	A1580	PLUG-FERRULE STAKING MCL -----	1	
-20	C3054	FERRULE-BLADE RETENTION MCL -----	1	
	C2987	BEARING-BLADE RETENTION MCL -----	1	
-21	A1634-5	BALL-BEARING MCL -----	30	
-22	C2987-1	RACE-INNER MCL -----	1	
-23	C2987-2	RACE-OUTER MCL -----	1	
-24	C3092	NUT-BLADE RETENTION MCL -----	1	
-25		DELETED, NOT PROCURABLE -----		
-26	B3216	RING-RETENTION NUT LOCK MCL -----	2	
-27	A3217	SHIM-BALANCING MCL -----	2	
-28	A2356	DECAL MCL -----	1	
-29	C1904	CYLINDER MCL -----	1	
		ATTACHING PARTS		
-30	A1635-65	SCREW MCL -----	8	
-31	A1638-9	WASHER-BRASS MCL -----	8	
-32	A1938	GASKET-CYLINDER MCL -----	1	
		*-----		
-33	B1965	SUPPORT-SPACER MCL -----	1	
-34	A1633-12	PACKING-O RING MCL -----	1	
-35	A2351	WASHER-FIBER MCL -----	1	
-36	A1636-7	RING-EXTERNAL RETAINING MCL -----	2	
-37	A2108	SPACER STOCK-LOW PITCH STOP MCL -----	AR	
-38	A3125	SPRING-LOW PITCH RETURN BOOST MCL -----	1	
-39	A3124	GUIDE-SPRING MCL -----	2	
-40	B2345	TUBE-PISTON ROD MCL -----	1	
-41	A1633-9	PACKING-O RING MCL -----	1	
	A1934	PISTON ASSEMBLY MCL -----	1	
-42	A1936	PIN-PISTON MCL -----	2	
-43	A1935	LINK-BLADE ACTUATING MCL -----	2	

CONTINUED ON NEXT PAGE

FIGURE AND INDEX NO.	PART NUMBER	DESCRIPTION	UNITS PER ASSY	USABLE ON CODE
		1 2 3 4 5 6 7		
59A-44	C1939	PISTON-BLADE ACTUATING MCL -----	1	
-45	A1937 *	SPACER STOCK-HIGH PITCH STOP MCL -----	AR	
-46	A1633-9	PACKING-O RING MCL -----	1	
	C3105	HUB ASSEMBLY MCL -----	1	
-47	B3099	STUD-HUB MOUNTING MCL -----	6	
-48	A3047	DOWEL-HUB ALIGNMENT MCL -----	2	
	A3047-30	DOWEL-HUB ALIGNMENT 0.0015 IN. OVERSIZE MCL -----	AR	
	A3047-45	DOWEL-HUB ALIGNMENT 0.0030 IN. OVERSIZE MCL -----	AR	
-49	A2230	DECAL-PROP INSTALLATION INSTRUCTIONS MCL -----	1	
-50	D3102	HUB-PROPELLER MCL -----	1	
-51	S1433-2	LABEL-CESSNA -----	1	
<p>NOTE. *FURNISHED IN 3-1/2 IN. STOCK LENGTHS. PROPER THICKNESS TO BE DETERMINED AND CUT AT REASSEMBLY</p> <p>A---182 SERIAL 18254276 THRU 18255844 B---182 SERIAL 18255845 THRU 18259421 18259430 THRU 18259614 A182 SERIAL A182-0001 THRU A182-0116</p>				

This page intentionally left blank.

Propeller (Cont)



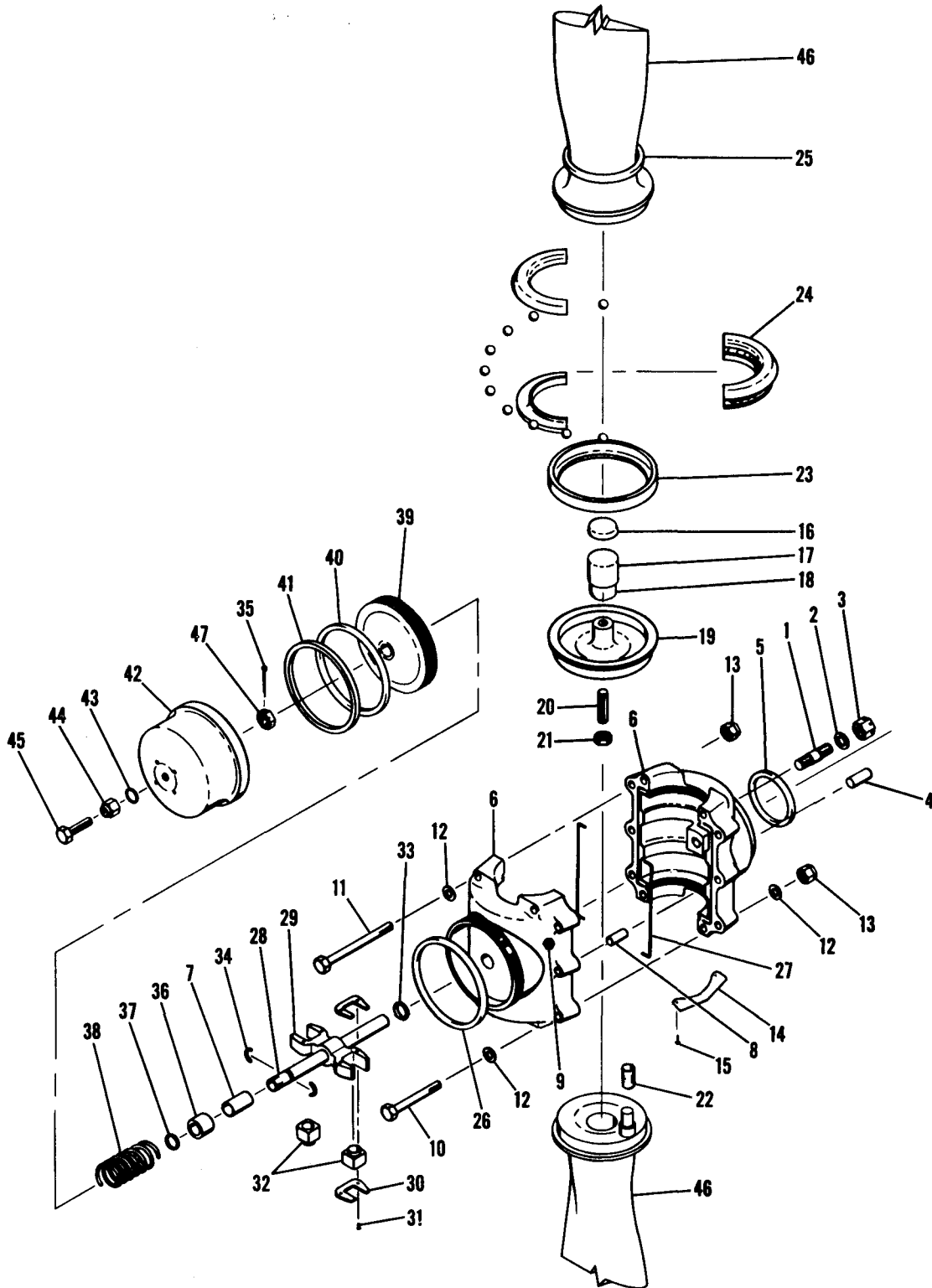
182 SERIAL 18259422 & ON

Figure 59B. McCauley Propeller Assembly

FIGURE AND INDEX NO.	PART NUMBER	DESCRIPTION	UNITS PER ASSY	USABLE ON CODE
		1 2 3 4 5 6 7		
59B-	C161009-0101	PROPELLER ASSEMBLY-MCCAULEY 2A34C201/90A-8 82 IN DIA -----	1	A
- 1	C3910	HUB ASSEMBLY MCL -----	1	
		ATTACHING PARTS -----		
- 2	A1639-2	NUT-HUB MOUNTING MCL -----	6	
- 3	A1638-2	WASHER MCL -----	6	
		-----*		
- 4	B3920	STUD MCL -----	6	
- 5	A2230	PLACARD MCL -----	1	
- 6	A4001	DOWEL-HUB ALIGNMENT MCL -----	2	
- 7	A1633-3	O-RING MCL -----	1	
- 8	A3906	WEIGHT-BALANCE MCL -----	AR	
- 9	A1635-36	SCREW ATTACH ONE WEIGHT MCL -----	2	
	A1635-37	SCREW ATTACH TWO WEIGHTS MCL -----	2	
	A1635-40	SCREW ATTACH THREE WEIGHTS MCL -----	2	
	A1635-67	SCREW ATTACH FOUR WEIGHTS MCL -----	2	
	A1635-56	SCREW ATTACH FIVE WEIGHTS MCL -----	2	
	A1635-68	SCREW ATTACH SIX WEIGHTS MCL -----	2	
-10	A1639-23	NUT MCL -----	2	
-11	B3908	BRACKET-BALANCE WEIGHT USE WITH A3906 ONLY MCL -----	AR	
-12	B4016	GASKET MCL -----	AR	
-13	C4129	CYLINDER MCL -----	1	
		ATTACHING PARTS -----		
-14	A1635-65	SCREW MCL -----	14	
-15	A1638-9	WASHER NOT USED WITH WEIGHT BRACKETS MCL -----	AR	
-16	B4138	GASKET-CYLINDER MCL -----	1	
		-----*		
-17	A2356	PLACARD MCL -----	1	
-18	B3526	SUPPORT-SPACER MCL -----	1	
-19	A1636-7	RING-RETAINING MCL -----	2	
-20	A2108	SPACER-LOW PITCH STOP MCL -----	1	
-21	A1633-12	O-RING MCL -----	1	
-22	C3418	PISTON-BLADE ACTUATING MCL -----	1	
-23	B3414	PIN-PISTON ROD MCL -----	2	
-24	A3150-5	ROLL PIN MCL -----	2	
-25	A3902	LINK-BLADE ACTUATOR MCL -----	2	
-26	B3905	ACTUATING PIN & BASE ASSEMBLY MCL -----	2	
		ATTACHING PARTS -----		
-27	A1635-66	CAP SCREW MCL -----	2	
		-----*		
-28	A1633-9	O-RING MCL -----	2	
-29	A1937	SPACER-HIGH PITCH STOP MCL -----	1	
-30	B2345	TUBE-PISTON ROD MCL -----	1	
-31	A3124	GUIDE-SPRING MCL -----	2	
-32	A3125	SPRING-PITCH RETURN MCL -----	1	
-33	A2351	WASHER-FIBER MCL -----	1	
-34	B4024	NUT-LOCK MCL -----	2	
-35	B4023	NUT-BLADE MCL -----	2	
-36	B4022	RING-BLADE MCL -----	2	
-37	B4017	SHIM MCL -----	2	
-38	C3411-2	RACE-OUTER MCL -----	2	
-39	A1634-6	BALL BEARING MCL -----	80	
-40	B4014	SEPERATOR-BALL MCL -----	80	
-41	C3411-1	RACE-INNER MCL -----	1	
-42	C3903	RETAINER-SPLIT MATCHED SET MCL -----	2	
-43	A1633-37	O-RING MCL -----	2	
-44	90DA-8	BLADE MCL -----	2	

A---182 SERIAL 18259422 THRU 18259429
18259615 & ON
A182 SERIAL A182-0117 & ON

Propeller (Cont)



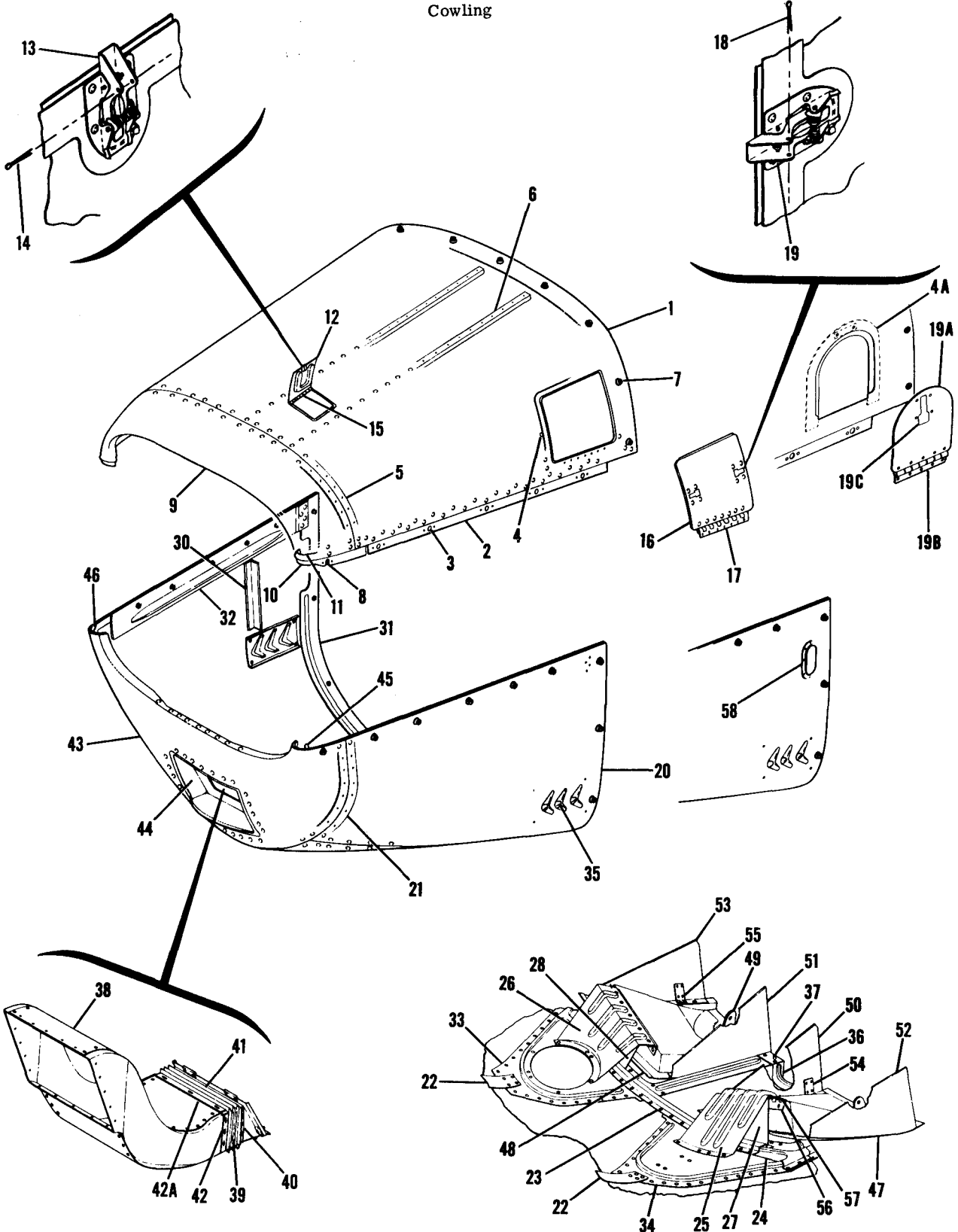
182 SERIAL 18253599 THRU 18255058

Figure 60. Hartzell Propeller Assembly

FIGURE AND INDEX NO.	PART NUMBER	DESCRIPTION	UNITS PER ASSY	USABLE ON CODE
60 -	0752619-3	PROPELLER ASSEMBLY BHC-C2YF-1 8469-2 82 IN. DIA. HTP -----	1	A
		ATTACHING PARTS		
- 1	A2429	STUD HTP -----	6	
- 2	AN960-816	WASHER -----	6	
- 3	AN355-8	NUT -----	6	
- 4	.5002DIA X1 1/8	PIN-DOWEL -----	2	
- 5	AN6230B6	O RING-HUB MOUNTING -----	1	
		-----*		
	D2201	HUB UNIT HTP -----	1	
- 6	D2201-1DET1	HUB HTP -----	1	
- 7	A2245	BUSHING-PLASTIC HTP -----	1	
- 8	A2249	BUSHING-GUIDE HTP -----	1	
- 9	MS15001-1	FITTING-LUBRICATION -----	4	
-10	A2431	BOLT HTP -----	6	
-11	AN6DD51A	BOLT HTP -----	4	
-12	AN960-616	WASHER -----	6	
-13	NAS679A6	NUT -----	10	
-14	A2424	WEIGHT-BALANCE HTP -----	AR	
		ATTACHING PARTS		
-15	AN501A10-10	SCREW -----	2	
		-----*		
-16	A2414	PLUG-BLADE HTP -----	2	
-17	M20201	BEARING TOR -----	2	
-18	I.R.1616	BEARING TOR -----	2	
-19	B2222	PLATE-BLADE PRELOAD HTP -----	2	
-20	5/16-24X1 3/4	SCREW-SOCKET HEAD SET -----	2	
-21	AN316-5R	NUT-JAMB -----	2	
-22	A2413	BUSHING-PITCH CHANGE HTP -----	2	
-23	A2204	RING-BEARING GUIDE HTP -----	2	
-24	A2202	BEARING HTP -----	2	
-25	AN6227B42	O RING -----	2	
-26	AN6230B25	O RING -----	1	
-27	A2436	SEAL-HUB HTP -----	2	
-28	A2418	ROD-PISTON HTP -----	1	
-29	B2410	FORK-PITCH CHANGE HTP -----	1	
-30	A2412	PLATE-FORK HTP -----	4	
-31	3/32X1 1/8	RIVET-BRASS -----	4	
-32	A2217	BLOCK-PITCH CHANGE HTP -----	2	
-33	AN6227B13	O RING -----	1	
-34	A2430	RETAINER-SPLIT HTP -----	1	
-35	MS24665-355	PIN-COTTER -----	1	
-36	A2420	SPACER-HIGH STOP HTP -----	1	
-37	MS28775-018	O RING -----	1	
-38	A2213	SPRING HTP -----	1	
-39	B2419	PISTON HTP -----	1	
-40	AN6227B51	O RING -----	1	
-41	B1843	SEAL-FELT HTP -----	1	
-42	B2428	CYLINDER HTP -----	1	
-43	7000-3/8	SEAL -----	1	
-44	NAS679A6	NUT -----	1	
-45	A2421	BOLT-LOW STOP HTP -----	1	
-46	8468-2	BLADE-PROPELLER HTP -----	2	
-47	A2211	NUT-PISTON HTP -----	1	

A---182 SERIAL 18253599 THRU 18255058

Cowling



182 SERIAL 18253599 THRU 18255844

Figure 61. Engine Cowl Assembly

FIGURE AND INDEX NO.	PART NUMBER	DESCRIPTION	UNITS PER ASSY	USABLE ON CODE
61 -		COWL ASSEMBLY-ENGINE -----	NP	C
- 1	0752600-3	COWL ASSEMBLY-UPPER LESS ACCESS DOOR -----	1	A
	0752600-25	COWL ASSEMBLY-UPPER LESS ACCESS DOOR -----	1	B
- 2	0752600-17	STRIP-PARTING LH -----	1	
	0752600-18	STRIP-PARTING RH -----	1	
- 3	4002-244-16	RECEPTACLE CLC -----	10	
	0752600-7	SKIN ASSEMBLY-UPPER -----	1	A
	0752600-26	SKIN ASSEMBLY-UPPER -----	1	B
- 4	0752000-64	SPACER-LATCH -----	3	A
- 4A	0752000-64	SPACER-LATCH -----	1	B
- 5	0752031-22	STRIP-SPLICE -----	1	
- 6	0752031-26	ANGLE-UPPER COWL -----	2	
- 7	CM2791	SNAP RING -----	10	
	4002-H	GROMMET CLC -----	10	
	4002-4	STUD CLC -----	10	
- 8	0752032-1	RECEPTACLE -----	2	
- 9	0752030-7	NOSE CAP ASSEMBLY-UPPER -----	1	
-10	0752030-5	DOUBLER-NOSE CAP SPLICE LH -----	1	
	0752030-6	DOUBLER-NOSE CAP SPLICE RH -----	1	
	0752019-11	STRAP-REINFORCING -----	1	
-11	0752019-10	STRAP-REINFORCING -----	1	
-12	0752000-56	DOOR ASSEMBLY-OIL -----	1	
-13	S1188-1	LATCH-DOOR HWL -----	1	
-14	MS24665-134	PIN-COTTER -----	1	
-15	0752000-117	HINGE ASSEMBLY-OIL DOOR -----	1	
-16	0752605-1	DOOR ASSEMBLY-COWL ACCESS -----	1	A
-17	0752605-7	HINGE ASSEMBLY -----	1	A
-18	MS20253-2-596	PIN-COTTER -----	1	A
-19	S1188-1	LATCH-DOOR HWL -----	2	A
-19A	0752624-1	DOOR ASSEMBLY-COWL ACCESS -----	1	B
-19B	1452225-5	HINGE ASSEMBLY -----	1	B
	MS20253-2-4.04	HINGE PIN -----	1	
-19C	S1188-1	LATCH-DOOR -----	1	B
-20	0752600-200	COWL ASSEMBLY-LOWER LESS FLAPS -----	1	A
	0752600-201	COWL ASSEMBLY-LOWER LESS FLAPS -----	1	B
-21	0752015-10	DOUBLER-LOWER NOSE CAP -----	2	
-22	0752600-21	DOUBLER-COWL SPLICE LOWER -----	1	A
	0752600-21	DOUBLER-COWL SPLICE LOWER LH -----	1	B
	0752600-31	DOUBLER-COWL SPLICE LOWER RH -----	1	B
-23	0752606-1	STIFFENER-LOWER COWL -----	1	
-24	0752612-1	REINFORCEMENT-COWL DOUBLER LH -----	1	
	0752612-2	REINFORCEMENT-COWL DOUBLER RH -----	1	
-25	0752609-13	BRACKET-HINGE LH -----	1	
-26	0752609-14	BRACKET-HINGE RH -----	1	
-27	0752609-15	BRACKET-HINGE LH -----	1	
-28	0752609-16	BRACKET-HINGE RH -----	1	
-29		DELETED, NOT PROCURABLE -----		
-30	0752600-23	REINFORCEMENT-COWL -----	2	
	0752600-5	SKIN ASSEMBLY-LOWER COWL SIDE LH -----	1	
	0752600-6	SKIN ASSEMBLY-LOWER COWL SIDE RH -----	1	A
	0752600-32	SKIN ASSEMBLY-LOWER COWL SIDE RH -----	1	B
-31	0752600-20	DOUBLER-AFT RH -----	1	
	0752600-19	DOUBLER-AFT LH -----	1	
-32	0752600-14	DOUBLER-LOWER PARTING RH -----	1	
	0752600-13	DOUBLER-LOWER PARTING LH -----	1	
-33	0752604-4	DOUBLER-LOWER AFT RH -----	1	A
	0752604-3	DOUBLER-LOWER AFT RH WHEN EXHAUSTED USE 0752604-6 -----	1	B
	0752604-6	DOUBLER-LOWER AFT RH -----	1	B
-34	0752604-1	DOUBLER-LOWER AFT LH WHEN EXHAUSTED USE 0752604-5 -----	1	
	0752604-5	DOUBLER-LOWER AFT LH -----	1	
-35	0752608-1	LOUVER-LH -----	1	
	0752608-2	LOUVER-RH -----	1	
	0752600-4	SKIN ASSEMBLY-LOWER CENTER -----	1	A
	0752600-33	SKIN ASSEMBLY-LOWER CENTER -----	1	B
-36	0752607-1	DOUBLER-NOSE GEAR STRUT OPENING -----	1	

CONTINUED ON NEXT PAGE

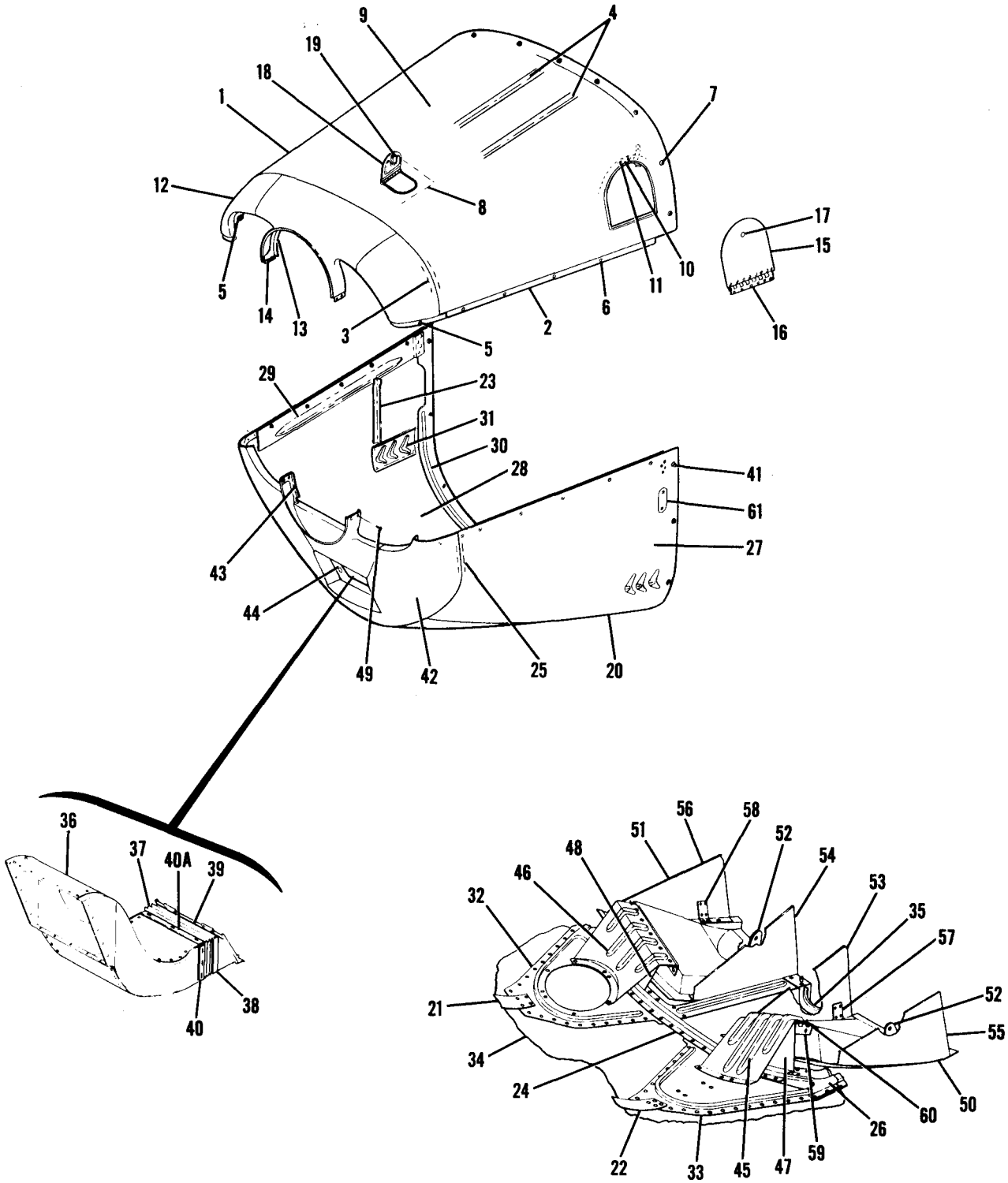


FIGURE AND INDEX NO.	PART NUMBER	DESCRIPTION							UNITS PER ASSY	USABLE ON CODE
		1	2	3	4	5	6	7		
61 -37	CM2791								20	
	4002-H								20	
	4002-4								20	
-38	0752602-1								1	
-39	0752016-8								1	
	0752016-12								1	
	0752016-7								1	
	0752016-10								2	
	0752016-11								2	
	S1853-3								2	
	0752021-1								1	
-40	0752023-1								2	
-41	0752023-2								2	
-42	0752023-1								2	
-42A	0752023-2								2	
-43	0752601-1								1	
-44	0752603-1								1	
-45	0752013-1								1	
-46	0752013-2								1	
-47	0752609-200								1	
-48	0752609-201								1	
-49	0752623-1								2	
	100PDLT44-6								1	
-50	0752609-9								1	
-51	0752609-10								1	
-52	0752609-11								1	
-53	0752609-12								1	
-54	0752609-19								1	
-55	0752609-20								1	
	0752609-5								1	
	0752609-6								1	
-56	0752625-200								1	
-57	0752609-2								1	
-58	0752610-1								1	

A---182 SERIAL 18253599 THRU 18255058
 B---182 SERIAL 18255059 THRU 18255844
 C---182 SERIAL 18253599 THRU 18255844

This page intentionally left blank.

Cowling (Cont)



182 SERIAL 18255845 THRU 18260055

Figure 61A. Engine Cowling Assembly

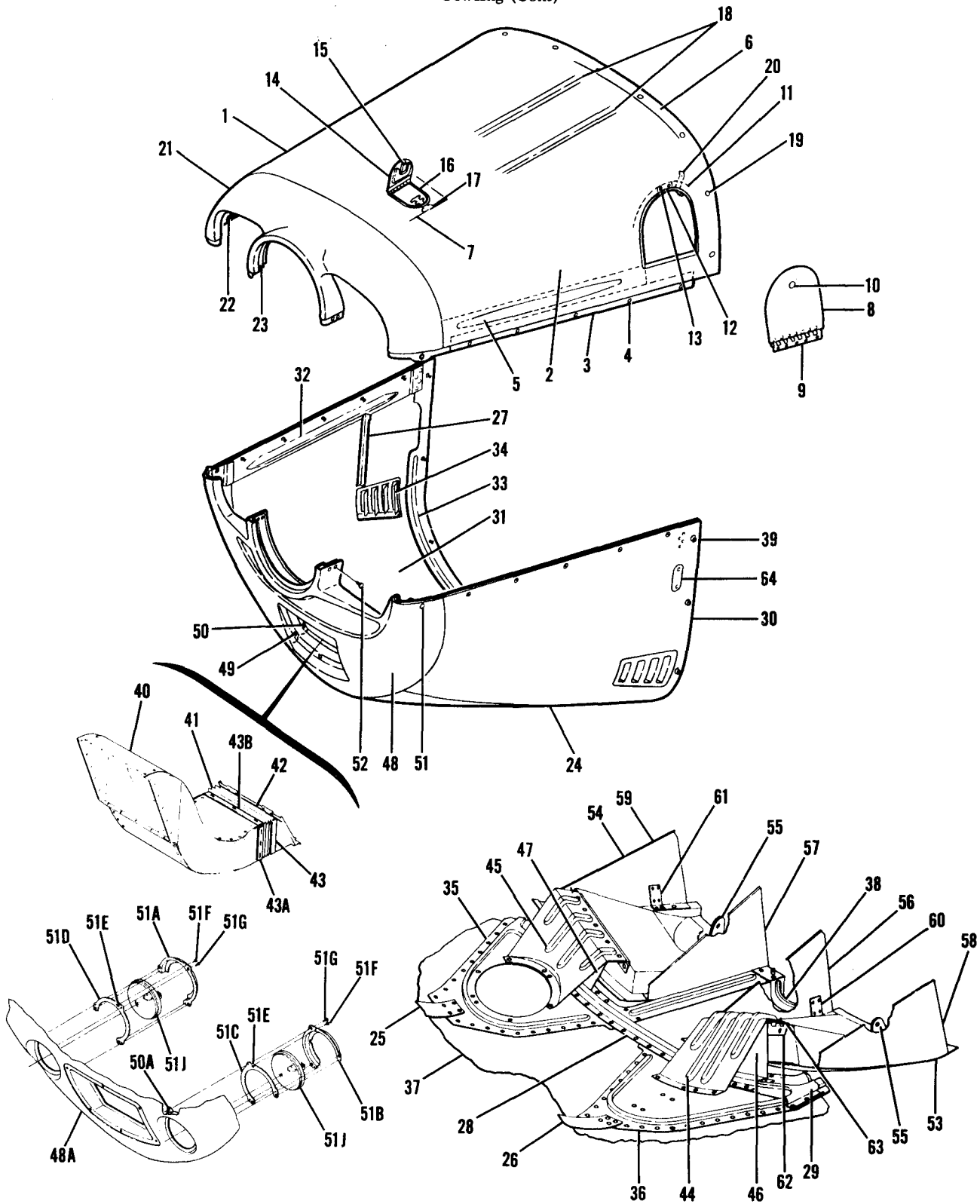
FIGURE AND INDEX NO.	PART NUMBER	DESCRIPTION	UNITS PER ASSY	USABLE ON CODE
		1 2 3 4 5 6 7		
61A-		COWL ASSEMBLY-ENGINE -----	NP	A
- 1	0752600-202	COWL ASSEMBLY-UPPER LESS ACCESS DOORS -----	1	
- 2	0752600-17	PARTING STRIP-LH -----	1	
	0752600-18	PARTING STRIP-RH -----	1	
- 3	0752031-22	STRIP -----	1	
- 4	0752031-26	ANGLE -----	2	
- 5	0752032-1	RECEPTACLE -----	2	
- 6	4002-244-16	RECEPTACLE CLC -----	10	
- 7	4002-4	STUD CLC -----	10	
	4002-H	GROMMET CLC -----	10	
	CM2791	SNAP RING -----	10	
- 8	0752600-37	DOUBLER-OIL DOOR -----	1	
- 9	0752600-38	SKIN-COWL UPPER -----	1	
-10	0752635-1	STRIKER-DOOR LATCH -----	1	
		ATTACHING PARTS -----		
	0752635-2	SPACER -----	1	
-11	AN507-632R6	SCREW -----	2	
	NAS679A06	NUT -----	2	
		-----*		
-12	0752639-2	NOSE CAP ASSEMBLY-UPPER -----	1	
-13	0752639-18	DOUBLER-UPPER RH -----	1	
	0752639-17	DOUBLER-UPPER LH -----	1	
-14	NAS687A3	NUTPLATE -----	4	
-15	0752624-8	DOOR ASSEMBLY-ACCESS -----	1	
-16	1452225-5	HINGE ASSEMBLY -----	1	
-17	KM610-051	LATCH CLC -----	1	
-18	1552004-10	DOOR ASSEMBLY-OIL -----	1	
-19	KM610-.051	LATCH CLC -----	1	
-20	0752600-203	COWL ASSEMBLY-LOWER LESS FLAPS -----	1	
-21	0752600-31	DOUBLER-SKIN SPLICE RH -----	1	
-22	0752600-21	DOUBLER-SKIN SPLICE LH -----	1	
-23	0752600-23	REINFORCEMENT-COWL -----	2	
-24	0752606-1	STIFFENER-LOWER COWL -----	1	
-25	0752015-10	DOUBLER -----	1	
-26	0752612-1	REINFORCEMENT-COWL STIFFENER LH -----	1	
	0752612-2	REINFORCEMENT-COWL STIFFENER RH -----	1	
-27	0752600-42	SKIN ASSEMBLY-LOWER LH -----	1	
-28	0752600-44	SKIN ASSEMBLY-LOWER RH -----	1	
-29	0752600-14	DOUBLER-LOWER PARTING RH -----	1	
	0752600-13	DOUBLER-LOWER PARTING LH -----	1	
-30	0752600-20	DOUBLER-AFT RH -----	1	
	0752600-19	DOUBLER-AFT LH -----	1	
-31	0752608-2	LOUVER-RH -----	1	
	0752608-1	LOUVER-LH -----	1	
-32	0752604-6	DOUBLER-LOWER AFT RH -----	1	
-33	0752604-5	DOUBLER-LOWER AFT LH -----	1	
-34	0752600-43	SKIN ASSEMBLY-LOWER CENTER -----	1	
-35	0752636-1	DOUBLER -----	1	
-36	0752602-1	DUCT ASSEMBLY-CARBURETOR AIR INTAKE -----	1	
-37	0752016-8	EXPANDER ASSEMBLY WEU 0752016-12 -----	1	
	0752016-2	EXPANDER ASSEMBLY -----	1	
	0752016-7	BOOT-EXPANDER -----	1	
	S1853-3	RECEPTACLE ALIC -----	2	
	0752021-1	CLIP -----	1	
	0752016-10	SEAL TOP & BOTTOM -----	2	
	0752016-11	SEAL SIDES -----	2	
-38	0752023-1	STRIP-SIDE -----	2	
-39	0752023-2	STRIP-TOP & BOTTOM -----	2	B
	0752023-3	STRIP-TOP & BOTTOM -----	2	C
-40	0752023-1	STRIP-SIDE -----	2	
-40A	0752023-2	STRIP-TOP & BOTTOM -----	2	B
	0752023-3	STRIP-TOP & BOTTOM -----	2	C
-41	4002-4	STUD CLC -----	20	
	4002-H	GROMMET -----	20	
	CM2791	SNAP RING -----	20	

CONTINUED ON NEXT PAGE

FIGURE AND INDEX NO.	PART NUMBER	DESCRIPTION	UNITS PER ASSY	USABLE ON CODE
61A-42	0752639-1	NOSE CAP ASSEMBLY-LOWER -----	1	
-43	0752639-16	DOUBLER-RH -----	1	
	0752639-15	DOUBLER-LH -----	1	
-44	0752603-1	MOUNT-AIR FILTER -----	1	
-45	0752609-13	BRACKET-HINGE LH -----	1	
-46	0752609-14	BRACKET-HINGE RH -----	1	
-47	0752609-15	BRACKET-HINGE LH -----	1	
-48	0752609-16	BRACKET-HINGE RH -----	1	
-49	AN520-10R8	SCREW -----	4	
-50	0752609-200	FLAP ASSEMBLY-COWL LH -----	1	
-51	0752609-201	FLAP ASSEMBLY-COWL RH -----	1	
-52	0752623-1	BRACKET-COWL FLAP CONTROL -----	2	
	100PDLT44-6	SHOCK MOUNT LO -----	1	
-53	0752609-9	BAFFLE-INBOARD LH -----	1	
-54	0752609-10	BAFFLE-INBOARD RH -----	1	
-55	0752609-11	BAFFLE-OUTBOARD LH -----	1	
-56	0752609-12	BAFFLE-OUTBOARD RH -----	1	
-57	0752609-19	ANGLE-INBOARD -----	1	
-58	0752609-20	ANGLE-OUTBOARD -----	1	
	0752609-5	PAN ASSEMBLY-LH -----	1	
	0752609-6	PAN ASSEMBLY-RH -----	1	
-59	0752625-200	HINGE ASSEMBLY -----	1	
-60	0752609-2	PIN-HINGE -----	1	
-61	0752610-1	DOUBLER ASSEMBLY-RECEPTACLE -----	1	
		A---182 SERIAL 18255845 THRU 18260055		
		A182 SERIAL A182-0001 THRU A182-0116		
		B---182 SERIAL 18253599 THRU 18259697		
		A182 SERIAL A182-0001 THRU A182-0116		
		C---182 SERIAL 18259698 THRU 18260055		

This page intentionally left blank.

Cowling (Cont)



182 SERIAL 18260056 THRU 18261425

Figure 61B. Engine Cowling Assembly

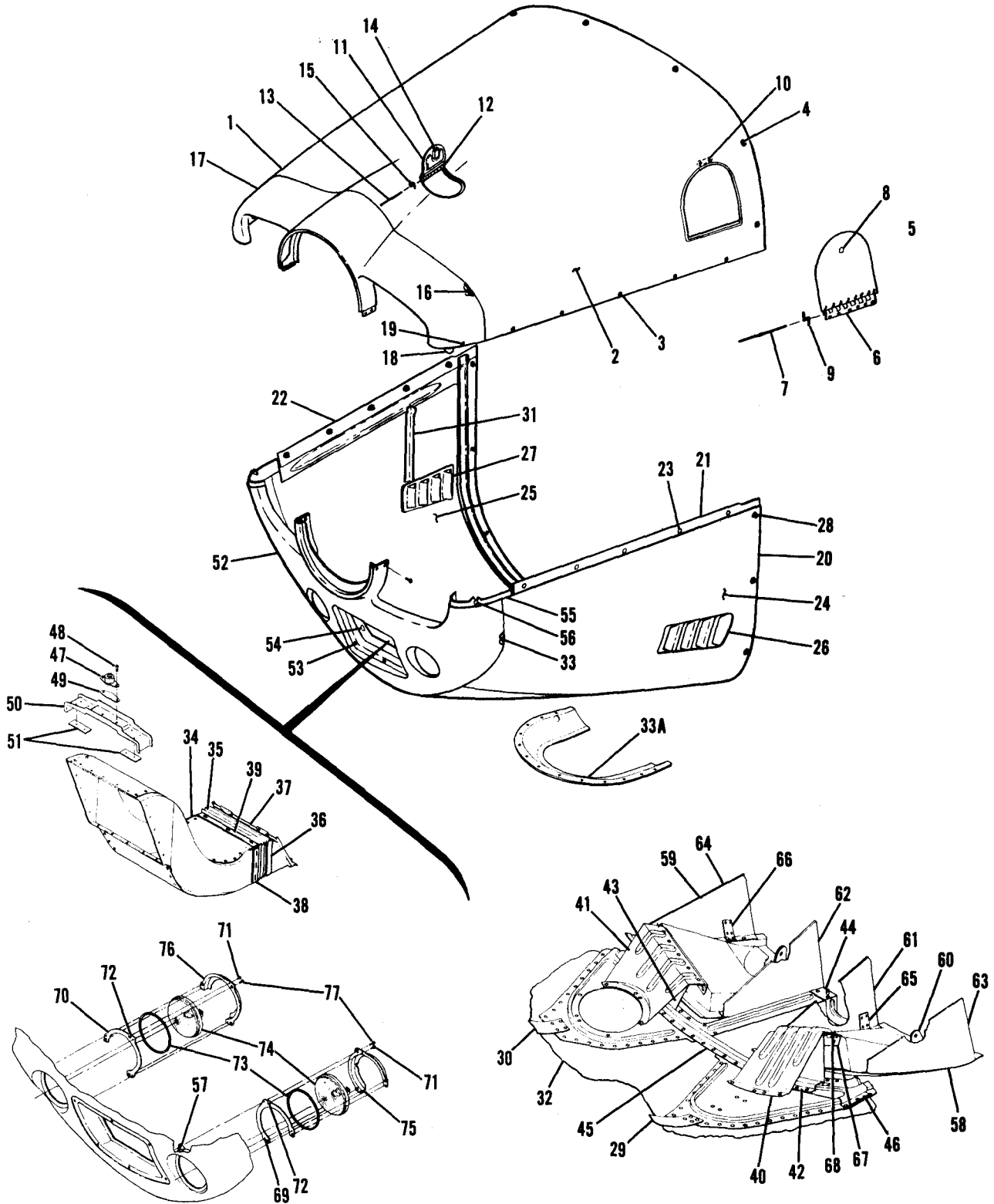
FIGURE AND INDEX NO.	PART NUMBER	DESCRIPTION	UNITS PER ASSY	USABLE ON CODE
		1 2 3 4 5 6 7		
61B-		COWL ASSEMBLY-ENGINE -----	NP	A
- 1	0752700-3	COWL ASSEMBLY-UPPER -----	1	
- 2	0752700-15	SKIN ASSEMBLY-UPPER -----	1	
- 3	0752700-23	PARTING STRIP ASSEMBLY-LH -----	1	
	0752700-24	PARTING STRIP ASSEMBLY-RH -----	1	
- 4	4002-244-16	RECEPTACLE CLC -----	10	
- 5	0752700-13	DOUBLER UPPER-LH -----	1	
	0752700-12	DOUBLER UPPER-RH -----	1	
- 6	0752700-21	DOUBLER-UPPER AFT -----	1	
- 7	0752700-22	DOUBLER-DOOR -----	1	
- 8	0752624-8	DOOR ASSEMBLY-ACCESS -----	1	
- 9	1452225-5	HINGE ASSEMBLY -----	1	
-10	KM610-051	LATCH CLC -----	1	
-11	1252400-15	DOUBLER-DOOR -----	1	
-12	0752635-1	STRIKER-DOOR LATCH -----	1	
		ATTACHING PARTS -----		
	0752635-2	SPACER -----	1	
-13	AN507-632R6	SCREW -----	2	
	NAS679A06	NUT -----	2	
		---*---		
-14	1552004-10	DOOR ASSEMBLY-OIL -----	1	
-15	KM610-.051	LATCH -----	1	
-16	1552004-12	DOUBLER -----	1	
-17	1552004-25	STRIKER -----	1	
-18	0752701-1	STIFFENER -----	2	
-19	40S5-4	STUD -----	10	
	4002-H	GROMMET -----	10	
	CM2791-1	SNAP RING -----	10	
-20	0752627-1	SPRING -----	1	
-21	0752050-6	NOSECAP ASSEMBLY-UPPER -----	1	
-22	0752032-1	RECEPTACLE -----	1	
-23	NAS696A3	NUTPLATE -----	4	
	S5A200	SPRING -----	1	
	0752700-200	COWL ASSEMBLY-LOWER LESS FLAPS -----	1	B
	0752700-201	COWL ASSEMBLY-LOWER LESS FLAPS -----	1	C
-24	0752700-20	SKIN ASSEMBLY-LOWER -----	1	
-25	0752700-8	DOUBLER-SKIN SPLICE RH -----	1	
-26	0752700-9	DOUBLER-SKIN SPLICE LH -----	1	
-27	0752700-16	REINFORCEMENT-COWL -----	2	
-28	0752606-1	STIFFENER-LOWER COWL -----	1	
-29	0752612-1	REINFORCEMENT-COWL STIFFENER LH -----	1	
	0752612-2	REINFORCEMENT-COWL STIFFENER RH -----	1	
-30	0752700-5	SKIN-LOWER LH -----	1	
-31	0752700-4	SKIN-LOWER RH -----	1	
-32	0752700-7	DOUBLER-LH -----	1	
	0752700-6	DOUBLER-RH -----	1	
-33	0752700-18	DOUBLER-AFT RH -----	1	
	0752700-17	DOUBLER-AFT LH -----	1	
-34	1213309-6	LOUVER-RH -----	1	
	1213309-5	LOUVER-LH -----	1	
	1213310-5	SUPPORT-LOUVER LH -----	1	
	1213310-6	SUPPORT-LOUVER RH -----	1	
-35	0752604-6	DOUBLER-LOWER AFT RH -----	1	
-36	0752604-5	DOUBLER-LOWER AFT LH -----	1	
-37	0752700-19	SKIN-LOWER CENTER -----	1	
-38	0752636-1	DOUBLER -----	1	
-39	40S5-4	STUD CLC -----	18	
	4002-H	GROMMET CLC -----	18	
	CM2791-1	SNAP RING CLC -----	18	
-40	0752602-13	DUCT ASSEMBLY-CARBURETOR AIR INTAKE -----	1	
-41	0752016-12	EXPANDER BOOT ASSY WEU 0752016-14 -----	1	
	0752016-14	EXPANDER BOOT ASSY -----	1	
	0752016-7	BOOT EXPANDER -----	1	
	0752021-1	CLIP -----	2	
	0752016-10	SEAL TOP & BOTTOM -----	2	
	0752016-11	SEAL SIDES -----	2	
	S1853-3	RECEPTACLE ALIC -----	2	
-42	0752023-5	RETAINER STRIP TOP & BOTTOM -----	2	
-43	0752023-1	RETAINER STRIP SIDE -----	2	
-43A	0752023-1	RETAINER STRIP SIDE -----	2	
-43B	0752023-4	RETAINER STRIP TOP & BOTTOM -----	2	
-44	0752609-13	BRACKET-HINGE LH -----	1	
-45	0752609-14	BRACKET-HINGE RH -----	1	

CONTINUED ON NEXT PAGE

FIGURE AND INDEX NO.	PART NUMBER	DESCRIPTION							UNITS PER ASSY	USABLE ON CODE
		1	2	3	4	5	6	7		
61B-46	0752609-15	BRACKET-HINGE LH -----							1	
-47	0752609-16	BRACKET-HINGE RH -----							1	
-48	0752050-5	NOSE CAP ASSEMBLY-LOWER -----							1	B
-48A	0752050-200	NOSE CAP ASSEMBLY-LOWER -----							1	C
-49	NAS680A3	NUTPLATE -----							6	
-50	S1853-1	RECEPACLE -----							4	
-50A	NAS697A08	NUTPLATE -----							6	C
-51	4055-4	STUD-LH CLC -----							1	
	4002H	GROMMET -----							1	
	CM2791-1	SNAP RING CLC -----							1	
	A5-35	STUD-RH CLC -----							1	
	GA5-375	GROMMET -----							1	
-51A	1252015-1	BRACKET LH-LANDING LIGHT -----							1	C
-51B	1252015-2	BRACKET RH-LANDING LIGHT -----							1	C
-51C	1252015-4	PLATE ASSY LH-LANDING LIGHT -----							1	C
-51D	1252015-5	PLATE ASSY RH-LANDING LIGHT -----							1	C
-51E	NAS448-1-3	NUTPLATE -----							3	C
-51F	S1021Z6-8	SCREW -----							6	C
-51G	AN515-8R8	SCREW -----							6	C
-51H	4509	LAMP -----							2	C
-52	AN520-10R8	SCREW -----							4	
-53	0752609-200	FLAP ASSEMBLY-COWL LH -----							1	
-54	0752609-201	FLAP ASSEMBLY-COWL RH -----							1	
-55	0752623-1	BRACKET-COWL FLAP CONTROL -----							2	
	100PDLT44-6	SHOCK MOUNT LO -----							1	
-56	0752609-9	BAFFLE-INBOARD LH -----							1	
-57	0752609-10	BAFFLE-INBOARD RH -----							1	
-58	0752609-11	BAFFLE-OUTBOARD LH -----							1	
-59	0752609-12	BAFFLE-OUTBOARD RH -----							1	
-60	0752609-19	ANGLE-INBOARD -----							1	
-61	0752609-20	ANGLE-OUTBOARD -----							1	
	0752609-5	PAN ASSEMBLY-LH -----							1	
	0752609-6	PAN ASSEMBLY-RH -----							1	
-62	0752625-200	HINGE ASSEMBLY -----							1	
-63	0752609-27	PIN HINGE -----							1	
-64	0752610-1	DOUBLER ASSEMBLY-RECEPTACLE -----							1	
		A---182 SERIAL 18260056 THRU 18261425 A182 SERIAL A182-0117 & ON								
		B---182 SERIAL 18260056 THRU 18260825 A182 SERIAL A182-0117 THRU A182-0136								
		C---182 SERIAL 18260826 THRU 18261425								

This page intentionally left blank.

Cowling (Cont)



182 SERIAL 18261426 & ON

Figure 61C. Engine Cowl Assembly



FIGURE AND INDEX NO.	PART NUMBER	DESCRIPTION	UNITS	USABLE
			PER ASSY	ON CODE
		1 2 3 4 5 6 7		
61C-		COWL ASSEMBLY-ENGINE	NP	A
- 1	0752706-3	COWL ASSEMBLY-UPPER	1	
- 2	0752706-35	SKIN ASSEMBLY-UPPER	1	
- 3	40S5-4	STUD CLC	10	
	4002-H	GROMMET CLC	10	
	CM2791-1	SNAP RING	10	
- 4	27S-3-2	STUD CLC	6	
	2600SW2	WASHER CLC	6	
- 5	1552004-52	DOOR ASSEMBLY-ACCESS	1	
- 6	1552004-22	HINGE HALF	1	
- 7	1552004-17	PIN	1	
- 8	KM610-051	LATCH	1	
- 9	1552010-1	SPRING	1	
-10	1552004-25	STRIKER	2	
-11	1552004-53	DOOR ASSEMBLY-OIL	1	
-12	1552004-22	HINGE HALF	1	
-13	1552004-17	PIN	1	
-14	KM610-051	LATCH	1	
-15	1552010-1	SPRING	1	
-16	S1550-1	WASHER	26	
-17	0752056-1	NOSE CAP ASSEMBLY-UPPER	1	
-18	0752013-1	CLIP-LH	1	
	0752013-2	CLIP-RH	1	
-19	40S5-4	STUD CLC	2	
	4002-H	GROMMET CLC	2	
	CM2791-1	SNAP RING	2	
-20	0752706-200	COWL ASSEMBLY-LOWER LESS FLAPS	1	
-21	0752706-7	PARTING STRIP-LH	1	
-22	0752706-8	PARTING STRIP-RH	1	
-23	244-16	RECEPTACLE CLC	10	
-24	0752706-21	SKIN ASSEMBLY-LH	1	
-25	0752706-22	SKIN ASSEMBLY-RH	1	
-26	1213309-5	LOUVER-LH	1	
-27	1213309-6	LOUVER-RH	1	
-28	27S-3-2	STUD CLC	8	
	2600SW2	WASHER CLC	8	
-29	0752700-9	DOUBLER-LH	1	
-30	0752700-8	DOUBLER-RH	1	
-31	0752700-16	REINFORCEMENT	2	
-32	0752706-18	SKIN ASSEMBLY	1	
-33	S-1550-1	WASHER	36	
-33A	0752707-1	FAIRING-COWL & NOSE GEAR	1	
-34	0752602-13	DUCT ASSEMBLY-CARBURETOR AIR INTAKE	1	
-35	0752016-14	EXPANDER BOOT ASSEMBLY	1	
	0752016-7	BOOT EXPANDER	1	
	0752021-1	CLIP	2	
	0752016-10	SEAL TOP & BOTTOM	2	
	0752016-11	SEAL SIDES	2	
	0752047-1	STIFFENER	1	
	0752026-6	ADAPTER ASSEMBLY	1	
	0752048-1	DOUBLER	1	
-36	0752023-1	RETAINER SIDE	2	
-37	0752023-5	RETAINER TOP & BOTTOM	2	
-38	0752023-1	RETAINER SIDE	2	
-39	0752023-4	RETAINER TOP & BOTTOM	2	
-40	0752609-13	BRACKET-HINGE LH	1	
-41	0752609-14	BRACKET-HINGE RH	1	
-42	0752609-15	BRACKET-HINGE LH	1	
-43	0752609-16	BRACKET-HINGE RH	1	
	0752706-29	CHANNEL-LH	1	
-44	0752706-30	CHANNEL-RH	1	
-45	0752606-1	STIFFENER	1	
-46	0752612-1	REINFORCEMENT-LH	1	
	0752612-2	REINFORCEMENT-RH	1	
-47	S1115-29	SHOCKMOUNT	1	
		ATTACHING PARTS		
-48	AN520-8R6	SCREW	2	

CONTINUED ON NEXT PAGE

CONTINUED ON NEXT PAGE

FIGURE AND INDEX NO.	PART NUMBER	DESCRIPTION	UNITS	USABLE
			PER ASSY	ON CODE
		1 2 3 4 5 6 7		
61C-49	0752058-3	SPACER ----- *-----	A/R	
-50	0752058-1	SUPPORT ASSEMBLY -----	1	
	NAS697A08	NUTPLATE -----	2	
-51	0752058-4	SPACER -----	2	
-52	0752056-2	NOSE CAP ASSEMBLY-LOWER -----	1	
-53	NAS680A3	NUTPLATE -----	6	
-54	S1853-1	RECEPTACLE -----	4	
-55	0752059-9	REINFORCEMENT ASSEMBLY-LH -----	1	
	0752059-10	REINFORCEMENT ASSEMBLY-RH -----	1	
-56	0752032-1	RECEPTACLE -----	1	
-57	0752645-1	ATTACH RING ASSEMBLY-LH -----	1	
	0752645-2	ATTACH RING ASSEMBLY-RH -----	1	
	NAS697A08	NUTPLATE -----	3	
-58	0752609-202	FLAP ASSEMBLY-COWL L.H. -----	1	
-59	0752609-203	FLAP ASSEMBLY-COWL R.H. -----	1	
-60	0752623-1	BRACKET-COWL FLAP CONTROL -----	2	
	100PDLT44-6	SHOCK MOUNT LO -----	1	
-61	0752609-35	BAFFLE-INBOARD LH -----	1	
-62	0752609-28	BAFFLE-INBOARD RH -----	1	
-63	0752609-29	BAFFLE-OUTBOARD LH -----	1	
-64	0752609-30	BAFFLE-OUTBOARD RH -----	1	
-65	0752609-31	ANGLE-INBOARD -----	1	
-66	0752609-20	ANGLE-OUTBOARD -----	1	
	0752609-5	PAN ASSEMBLY-LH -----	1	
	0752609-6	PAN ASSEMBLY-RH -----	1	
-67	0752625-200	HINGE ASSEMBLY -----	1	
-68	0752609-27	PIN HINGE -----	1	
		LANDING LIGHT INSTALLATION -----	NP	
-69	0752644-5	PLATE ASSEMBLY-LH -----	1	
-70	0752644-6	PLATE ASSEMBLY-RH -----	1	
		ATTACHING PARTS		
-71	S1021Z6-8	SCREW -----	2	
		*-----		
-72	NAS488-1-3	NUTPLATE -----	2	
-73	0752646-1	GASKET -----	A/R	
-74	4509	LAMP -----	1	
-75	0752644-1	BRACKET-LH -----	1	
-76	0752644-2	BRACKET-RH -----	1	
		ATTACHING PARTS		
-77	AN515-8R8	SCREW -----	3	
		*-----		
A---182 SERIAL 18261426 & ON				



FIGURE AND INDEX NO.	PART NUMBER	DESCRIPTION	UNITS PER ASSY	USABLE ON CODE
62 -		ENGINE INSTALLATION -----	NP	
- 1	SEE FIG 63	ENGINE ASSEMBLY -----	1	
		ATTACHING PARTS -----		
- 2	AN6-34A	BOLT -----	2	
- 3	AN6-25A	BOLT -----	2	
- 4	MS20365-624C	NUT -----	4	
- 5	AN960-616	WASHER-ENGINE MOUNT -----	8	
- 6	0550153-1	WASHER-ENGINE MOUNT -----	4	H
	0550153-1	WASHER-ENGINE MOUNT -----	2	J
		-----*		
- 7	0700099-4	LINE ASSEMBLY-PRIMER -----	1	A
		ATTACHING PARTS -----		
- 8	AN832-2D	UNION -----	1	A
	AN924-2D	NUT -----	2	A
	AN960D516	WASHER -----	2	A
- 9	AN833-2D	ELBOW AT FIREWALL -----	1	A
	AN960D516	WASHER -----	1	A
	AN924-2D	NUT -----	1	A
		-----*		
-10	SEE NOTE %	CONTROL ASSEMBLY-CARBURETOR HEAT -----	1	
		ATTACHING PARTS -----		
-11	AN742D3	CLAMP -----	1	
	NAS446-4-3	NUT -----	1	
	S1021Z8-6	SCREW -----	1	
-12	AN742D3	CLAMP -----	1	
-13	AN3-3A	BOLT -----	1	
	MS20364-1032C	NUT -----	1	
-14	0450311-5	CLAMP-CARBURETOR HEAT -----	1	
-15	AN960-10L	WASHER -----	1	
-16	MS20364-1032C	NUT -----	1	
		-----*		
-17	SEE NOTE %	CONTROL ASSEMBLY-PROPELLER -----	1	
		ATTACHING PARTS -----		
-18	S1104-3	ROD END-CONTROL -----	1	
-19	AN3-7A	BOLT -----	1	
-20	S1450-3-10-032	WASHER -----	1	
-20A	AN960D10	WASHER -----	2	
-21	MS20364-1032C	NUT -----	3	
-21A	AN315-3R	NUT -----	1	
-22	0750138	ARM -----	1	
-22A	AN3-5A	BOLT -----	1	
-23	0450191-1	CLAMP-PROPELLER CONTROL -----	1	
-24	AN741-18P	CLAMP -----	1	
	AN3-11A	BOLT -----	1	
	AN936B10	WASHER -----	2	
-25	0550100-9	BRACKET-PROPELLER CONTROL -----	1	
-26	NAS435A5-92	CLAMP TIN -----	1	
	S1021Z8-8	SCREW -----	1	
		-----*		
-27	SEE NOTE %	CONTROL ASSEMBLY-THROTTLE -----	1	
		ATTACHING PARTS -----		
-28	0750223-1	BRACKET-THROTTLE CONTROL -----	1	F
	0750233-1	BRACKET-THROTTLE CONTROL -----	1	G
	0750612-1	BRACKET-THROTTLE CONTROL -----	1	K
-29	S351	CLAMP-THROTTLE CONTROL -----	1	
-30	AN3-6A	BOLT -----	2	
-31	NAS43HT3-9	SPACER -----	2	
-32	MS21044N3	NUT -----	2	
-33	S1106-4	ROD END-THROTTLE CONTROL -----	1	
-34	AN4-11A	BOLT -----	1	
-35	AN970-4	WASHER -----	1	
-36	NAS679A4	NUT -----	1	
-37	AN960-416L	WASHER -----	1	
		-----*		

CONTINUED ON NEXT PAGE

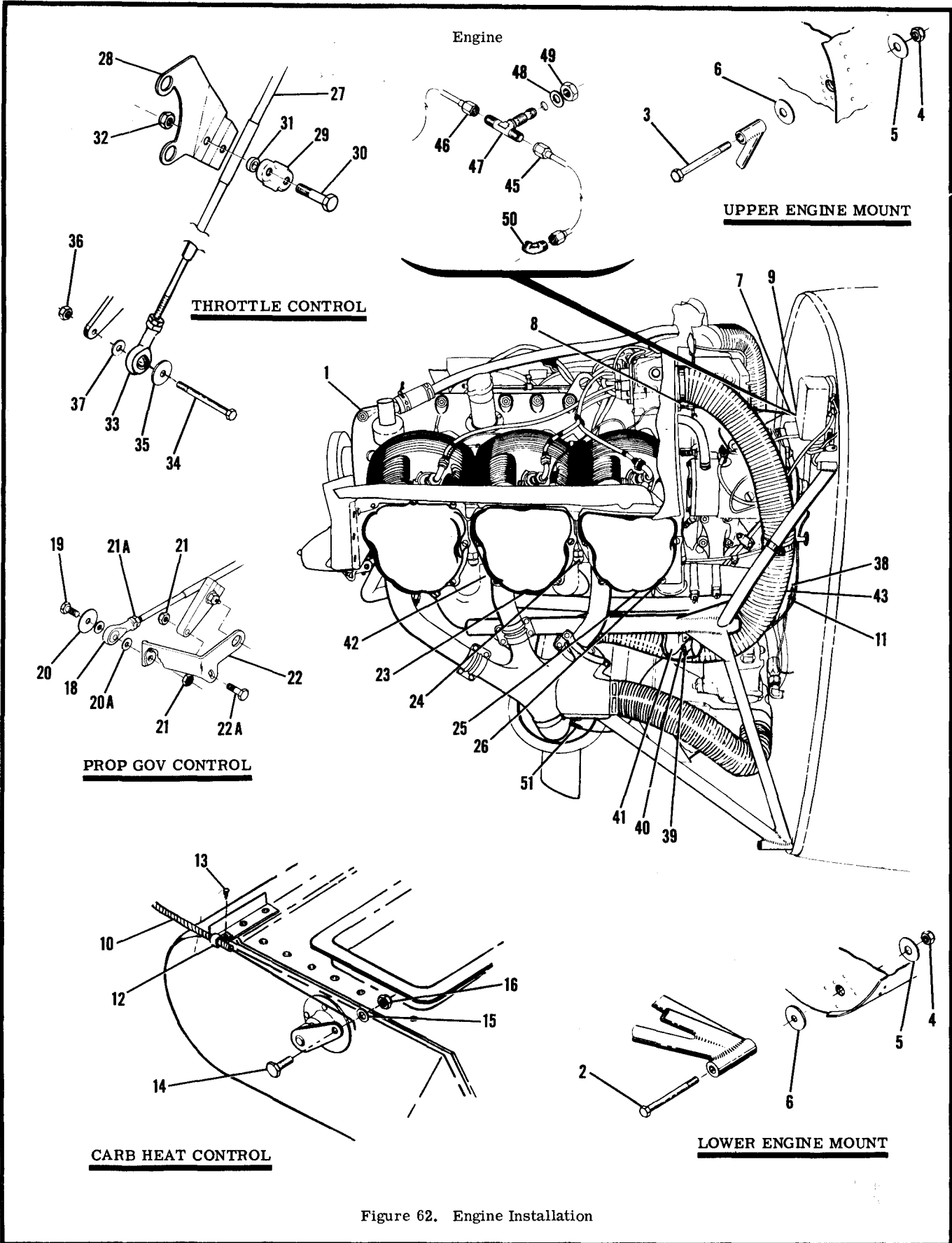


Figure 62. Engine Installation

FIGURE AND INDEX NO.	PART NUMBER	DESCRIPTION	UNITS PER ASSY	USABLE ON CODE
		1 2 3 4 5 6 7		
62 -38	SEE NOTE %	CONTROL ASSEMBLY-MIXTURE ----- ATTACHING PARTS -----	1	
-39	0450311-4 NAS679A4	CLAMP-MIXTURE CONTROL ----- NUT -----	1 1	
-40	AN960-416L AN742D4	WASHER ----- CLAMP -----	2 1	
-41	0750159-1 AN3-3A MS21044N3 S1486DG3U MS21919D6-11 S1021Z8-6	CLIP-MIXTURE CONTROL ----- BOLT ----- NUT ----- CLAMP TIN ----- CLAMP ----- SCREW -----	1 1 1 1 1 1	
-42	0750139 AN900-10 NAS435A4-92 AN742D34 S1021Z8-8 MS21919DG4 S1021Z8-6 NAS446-4-3	ADAPTER-OIL TEMPERATURE ----- ATTACHING PARTS ----- GASKET ----- CLAMP ----- CLAMP ----- SCREW ----- CLAMP ----- SCREW ----- NUT -----	2 1 2 2 1 1 1	
-43	0700099-6 0700099-78 MS21919DG2 S1021Z8-6 NAS446-4-3 0750282-1 AN833-2D AN960D516 AN924-2D	LINE ASSEMBLY-MANIFOLD PRESSURE FIREWALL TO ENGINE ----- WHEN EXHAUSTED USE 0700099-78 ----- LINE ASSEMBLY-MANIFOLD PRESSURE FIREWALL TO ENGINE ----- ATTACHING PARTS ----- CLAMP ----- SCREW ----- NUT ----- ADAPTER ASSEMBLY ATTACH LINE TO ENGINE ----- ELBOW ATTACH LINE TO FIREWALL ----- WASHER ATTACH LINE TO FIREWALL ----- NUT ATTACH LINE TO FIREWALL -----	1 1 1 1 1 1 1 1	
-44	NAS398-50	CLAMP TIN -----	1	
-45	0700099-39	PRIMER LINE-TEE TO MANIFOLD LH WHEN EXHAUSTED ----- USE 0700099-79 -----	1	B
-46	0700099-79 0700099-40 0700099-80	PRIMER LINE-TEE TO MANIFOLD LH ----- PRIMER LINE-TEE TO MANIFOLD RH WHEN EXHAUSTED ----- USE 0700099-80 ----- PRIMER LINE-TEE TO MANIFOLD RH ----- ATTACHING PARTS -----	1 1 1	B B
-47	AN834-2D	TEE -----	1	B
-48	AN960D516	WASHER -----	1	B
-49	AN924-2D	NUT -----	1	B
-50	AN4023-1	ELBOW-PRIMING JET -----	2	B
-51	C668501-0102 C668501-0110 C668501-0204 AN515-4R4	PROBE-ECONOMY POWER WHEN EXHAUSTED USE C668501-0110 ----- PROBE-ECONOMY POWER ----- PROBE-ECONOMY POWER ----- SCREW -----	1 1 1 2	C D E
NOTE. %REFER TO APPLICABLE INSTRUMENT PANEL FIGURE.				
<p>A---182 SERIAL 18253599 THRU 18255058 B---182 SERIAL 18255059 & ON A182 SERIAL A182-0001 & ON C---182 SERIAL 18255059 THRU 18256830 D---182 SERIAL 18256831 THRU 18257502 A182 SERIAL A182-0001 THRU A182-0035 E---182 SERIAL 18257503 & ON A182 SERIAL A182-0035 & ON F---182 SERIAL 18253599 THRU 18257324 A182 SERIAL A182-0001 THRU A182-0015 G---182 SERIAL 18257325 THRU 18261425 A182 SERIAL A182-0016 & ON H---182 SERIAL 18253599 THRU 18260290 A182 SERIAL A182-0001 THRU A182-0116 J---182 SERIAL 18260291 & ON A182 SERIAL A182-0117 & ON K---182 SERIAL 18261426 & ON</p>				

Engine (Cont)

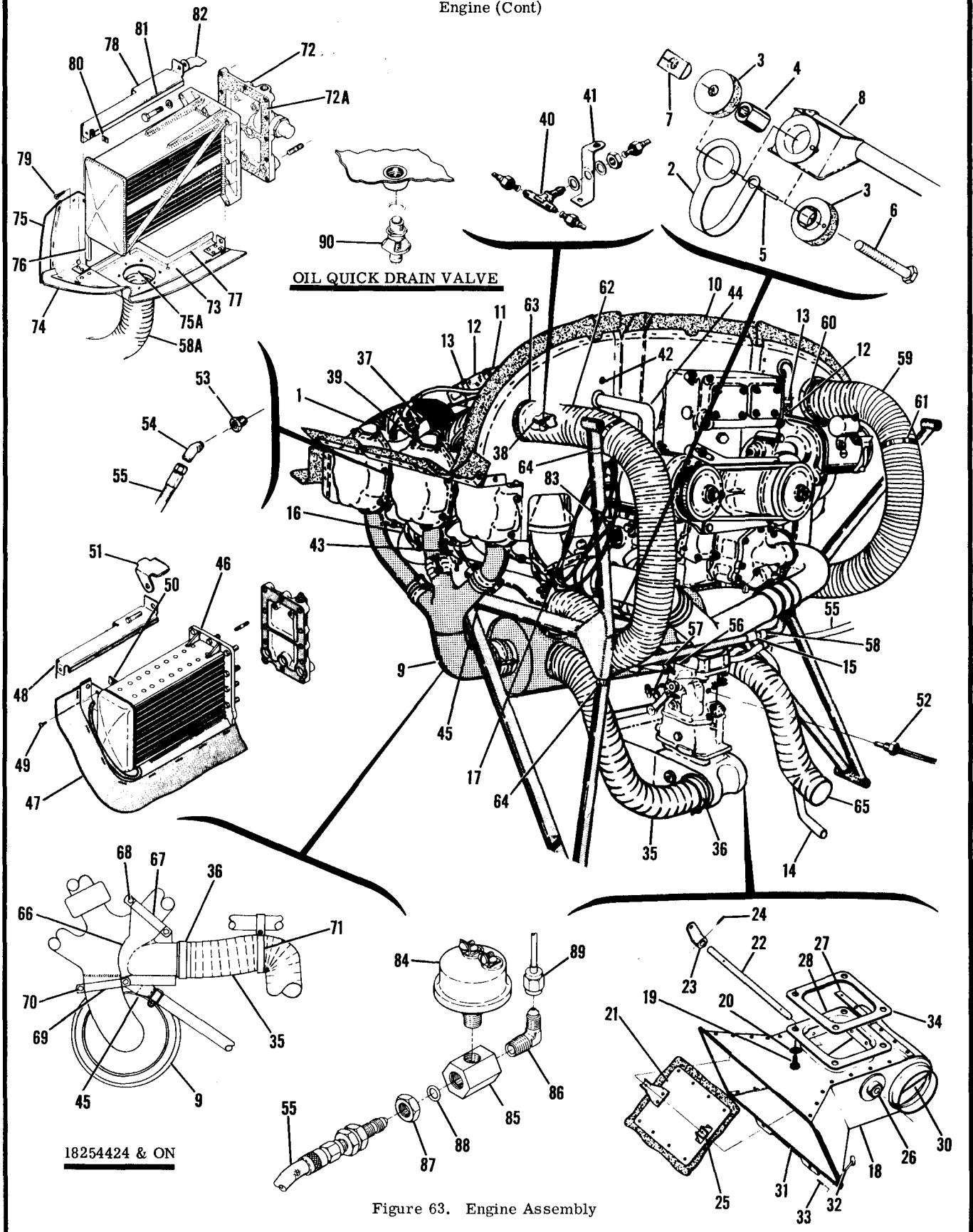


Figure 63. Engine Assembly

FIGURE AND INDEX NO.	PART NUMBER		DESCRIPTION							UNITS PER ASSY	USABLE ON CODE
			1	2	3	4	5	6	7		
63 -			ENGINE ASSEMBLY-CONTINENTAL -----							NP	
- 1	0-470-R	*	ENGINE SPEC 25 CM -----							1	
	0-470-R	*	ENGINE SPEC 35 CM -----							1	
			ATTACHING PARTS -----								
- 2	0750137		BONDING STRAP-ENGINE MOUNT -----							4	
- 3	0750132-1		SHOCK MOUNT ASSEMBLY-ENGINE -----							4	
- 4	0750132-2		SPACER-BONDED -----							1	
- 5	MS20253-5-100		PIN -----							4	
- 6	AN7-33A		BOLT -----							4	
- 7	539911		NUT-BARREL CM -----							4	
	AN960-716L		WASHER -----							4	
			-----*								
- 8	0751600-1		MOUNT-ENGINE -----							1	
- 9	SEE FIG 65		STACK ASSEMBLY-EXHAUST -----							1	C
	SEE FIG 65A		STACK ASSEMBLY-EXHAUST -----							1	D
-10	SEE FIG 66		BAFFLES INSTALLATION-ENGINE -----							1	
-11	0500106-164		TUBE-BREATHING LINE FORWARD -----							1	J
	1200106-108		TUBE-BREATHING LINE FORWARD -----							1	K
			ATTACHING PARTS -----								
-12	S51-12		HOSE 3.0 IN LG BULK ITEM REF S-51-12-12 -----							2	
-13	NAS397-18-1		CLAMP -----							4	
			-----*								
-14	0700099-32		TUBE-BREATHING LINE REAR -----							1	AA
	0700099-45		TUBE-BREATHING LINE REAR -----							1	AB
			ATTACHING PARTS -----								
-15	AN742D34		CLAMP -----							1	
	AN742D12		CLAMP -----							1	
	S1021Z8-8		SCREW -----							1	
			-----*								
-16	SEE FIG 64		GOVERNOR-PROPELLER -----							1	
-17	0311018-11		THERMOCOUPLE-ENGINE -----							1	
			ATTACHING PARTS -----								
	AN515B6-5		SCREW -----							2	
	AN936A6B		WASHER -----							2	
			-----*								
-18	0750144-1		AIRBOX ASSEMBLY-CARBURETOR WHEN EXHAUSTED USE 0750144-21- -----							1	G
	0750144-21		AIRBOX ASSEMBLY-CARBURETOR -----							1	H
			ATTACHING PARTS -----								
-19	MS20074-04-3		BOLT -----							4	
-20	0750131-1		WASHER -----							4	
			-----*								
-21	0750133-7		VALVE ASSEMBLY -----							1	
-22	0750133-8		SHAFT-VALVE -----							1	
	0750133-21		SHAFT-VALVE WHEN EXHAUSTED USE 0750133-8 -----							1	
-23	0750111-19		ARM ASSEMBLY -----							1	
-24	MS16562-16		ROLL PIN EN -----							1	
-25	0750133-9		BRACKET ASSEMBLY -----							2	
-26	0750113-1		HOUSING ASSEMBLY -----							2	
-27	0750156-1		STRAP -----							1	
-28	0750126-4		COLLAR -----							1	
-29			DELETED, NEVER USED -----								
-30	0750133-22		DUST BAFFLE -----							1	
-31	0750144-6		SEAL -----							1	G
	0750144-20		SEAL -----							1	H
-32	WL98293-3-.360		STUD ALIC -----							2	
-33	S1853-4		PIN ALIC -----							2	
	AN960-10L		WASHER -----							2	
-34	0750142-1		GASKET-CARBURETOR AIR BOX -----							1	
-35	S1053K20T		HOSE-CARBURETOR HEAT 17.5 IN LG BKI -----							1	A
			REF S1053K20T17.50 -----								
	S1053K20T		HOSE-CARBURETOR HEAT 26.0 IN LG BKI -----							1	B
			REF S1053K20T26.0 -----								
			ATTACHING PARTS -----								
-36	NAS398-42		CLAMP -----							2	
			-----*								
-37	0500106-196		PRIMER LINE-CYLINDER #6 TO TEE -----							1	F
-38	0500106-197		PRIMER LINE-CYLINDER #4 TO TEE -----							1	F
			ATTACHING PARTS -----								
-39	AN4022-1		NIPPLE -----							2	F
-40	AN834-2D		TEE -----							1	F
	AN924-2D		NUT -----							1	F
	AN960D516		WASHER -----							2	F
-41	0750150-1		BRACKET-PRIMER LINE -----							2	F
			-----*								

CONTINUED ON NEXT PAGE



FIGURE AND INDEX NO.	PART NUMBER	DESCRIPTION	UNITS PER ASSY							USABLE ON CODE
			1	2	3	4	5	6	7	
63 -	MS21919DG8 MS21919DG10	CLAMP-IGNITION HARNESS FORWARD ----- CLAMP-IGNITION HARNESS REAR ----- ATTACHING PARTS							1 1	
	S1021Z10-8 NAS446-5-3	SCREW ----- NUT ----- *-----							1 1	
-42	0500106-170	PRIMER LINE-TEE TO BAFFLE -----							1	F
-43	0750121	DEFLECTOR ASSEMBLY -----							6	
-44	0750140-6	BLAST TUBE-GENERATOR ----- ATTACHING PARTS							1	J
	NAS397-16-1	CLAMP ----- *-----							1	
-45	0750283-1	DEFLECTOR-EXHAUST HEAT ----- ATTACHING PARTS							1	F
	NAS434A14-27 S1021Z10-10	CLAMP TIN ----- SCREW ----- *-----							2 2	F F
		LARGE OIL COOLER INSTALLATION -----							NP	F
-46	EQ5491S	OIL COOLER CM -----							1	
-47	0700309-7	BAFFLE ASSEMBLY -----							1	
-48	0700309-2	BAFFLE ASSEMBLY -----							1	
-49	S1021Z6-6	SCREW -----							2	
-50	NAS446-2-3	NUT -----							2	
-51	0750152-2	BAFFLE -----							1	
-52	0550209-1	PROBE -----							1	
-53	AN912-3	BUSHING -----							1	
-54	0752037-1	ELBOW -----							1	
-55	S1167-4-0460	HOSE-OIL PRESSURE ----- ATTACHING PARTS							1	
-56	0752038-1	BRACKET -----							1	
-57	MS21919DG9	CLAMP -----							2	
-58	NAS434A12-27 MS21919DG4 S1021Z10-10 S1021Z8-6 NAS446-4-3 NAS446-4-3	CLAMP TIN ----- CLAMP ----- SCREW ----- SCREW ----- NUT ----- NUT ----- *-----							1 1 2 1 1 1	P P P
-58A	S1053K24T	HOSE-16.0 IN LG BKI REF.S1053K24T16.0 ----- ATTACHING PARTS							1	U
	NAS398-50	CLAMP ----- *-----							2	U
-59	S1053K24T	HOSE-AIR INTAKE 38.0 IN LG BULK ITEM ----- REF S1053K24T38.0							1	R
	S1053E24T	HOSE-AIR INTAKE 46.0 IN LG BULK ITEM ----- REF S1053E24T46.0 USED WITH OIL FILTER							1	M
	S1053K24T	HOSE-AIR INTAKE 50.0 IN LG BULK ITEM ----- REF S1053K24T50.0 USED WITH OIL FILTER ATTACHING PARTS							1	N
-60	NAS398-50 NAS398-50 S1891-48	CLAMP ----- CLAMP USED WITH OIL FILTER ----- CLAMP USED WITH OIL FILTER -----							2 2 2	R M N
-61	AN742D50 S1485D14U S1485D16U S1021Z10-8	CLAMP ----- CLAMP ----- CLAMP ----- SCREW ----- *-----							2 1 1 2	R R R R
-62	S1053K20T	HOSE-AIR INTAKE 50 IN LG BULK ITEM REF ----- S-1053K20T50.0 ATTACHING PARTS							1	A
-63	NAS398-42	CLAMP -----							2	A
-64	TA732D42 NAS434A14-27 NAS434-16-27 S1021Z10-12	CLAMP THAS ----- CLAMP TIN ----- CLAMP TIN ----- SCREW ----- *-----							2 2 1 1 2	A A A A A

CONTINUED ON NEXT PAGE

FIGURE AND INDEX NO.	PART NUMBER	DESCRIPTION	UNITS PER ASSY	USABLE ON CODE
		1 2 3 4 5 6 7		
63 -65	S1053E24T	HOSE-HEATER 25.5 IN LG BKI REF S1053E24T25.50 ---	1	
	NAS398-50	ATTACHING PARTS CLAMP -----*	2	
	S1372-1	SENDING UNIT-CYLINDER HEAD TEMP -----	1	
	AN900-6	ATTACHING PARTS GASKET -----	1	
	NAS679A04	NUT -----*	1	
	0750038-4	FILTER-CARBURETOR AIR -----	1	
	0752055-1	FRAME-AIR FILTER -----	1	O
-66	0750607-4	SHROUD ASSEMBLY-OUTBOARD -----	1	B
	0750607-5	SHROUD ASSEMBLY-INBOARD -----	1	B
		ATTACHING PARTS		
-67	0750225-1	CLAMP -----	2	
-68	AN3-5A	BOLT -----	2	
	AN960-10L	WASHER -----	2	
	MS21044N3	NUT -----	2	
-69	0750225-2	CLAMP -----	2	
-70	AN3-4A	BOLT -----	2	
	AN960-10L	WASHER -----	2	
	MS21044N3	NUT -----	2	
-71	MS21919DG40	CLAMP -----	1	
	S1485D20U	CLAMP -----	1	
	S1021Z10-8	SCREW -----*	1	
		LARGE OIL COOLER INSTALLATION-NON CONGEALING -----	NP	E
-72	626332	PLATE-OIL COOLER CM -----	1	
-72A	626342	GASKET-OIL COOLER TO PLATE CM -----	1	
	626341	GASKET-PLATE TO CRANKCASE CM -----	1	
	639151	COOLER-ENGINE OIL CM 9 INCH -----	1	Y
	639171	COOLER-ENGINE OIL CM 8 INCH -----	1	Z
	625966	GASKET-PLUG -----	1	
-73	1200614-2	BAFFLE ASSEMBLY-OIL COOLER -----	1	S
	1200614-6	BAFFLE ASSEMBLY-OIL COOLER -----	1	T
	0700123-6	BAFFLE ASSEMBLY-OIL COOLER -----	1	V
	0700123-10	BAFFLE ASSEMBLY-OIL COOLER -----	1	W
	0700123-12	BAFFLE ASSEMBLY-OIL COOLER -----	1	X
-74	0700318-8	SEAL -----	1	S
-75	0700318-7	SEAL -----	1	S
	0700318-12	SEAL -----	1	O
-75A	0713019-33	UNION -----	1	U
-76	S202	MOULDING 5.0 IN LG BULK ITEM REF S-202R500B -	1	
-77	S202	MOULDING 11.50 IN LG BULK ITEM REF S-202R1150B --	1	
-78	1200614-4	BAFFLE ASSEMBLY -----	1	V
	0700123-8	BAFFLE ASSEMBLY -----	1	W
	0755002-1	BAFFLE ASSEMBLY-OIL COOLER -----	1	X
		ATTACHING PARTS		
-79	S1021Z6-6	SCREW -----	1	
-80	NAS446-2-3	NUT -----*	1	
		MOULDING 8.50 IN LG BULK ITEM REF S-202R850B-	1	
-81	S202	BAFFLE -----	1	
-82	0750152-3	DIP STICK-OIL -----	1	F
-83	0750157	DIP STICK-OIL -----	1	D
	0750212-1	DIP STICK-OIL -----	1	D

CONTINUED ON NEXT PAGE

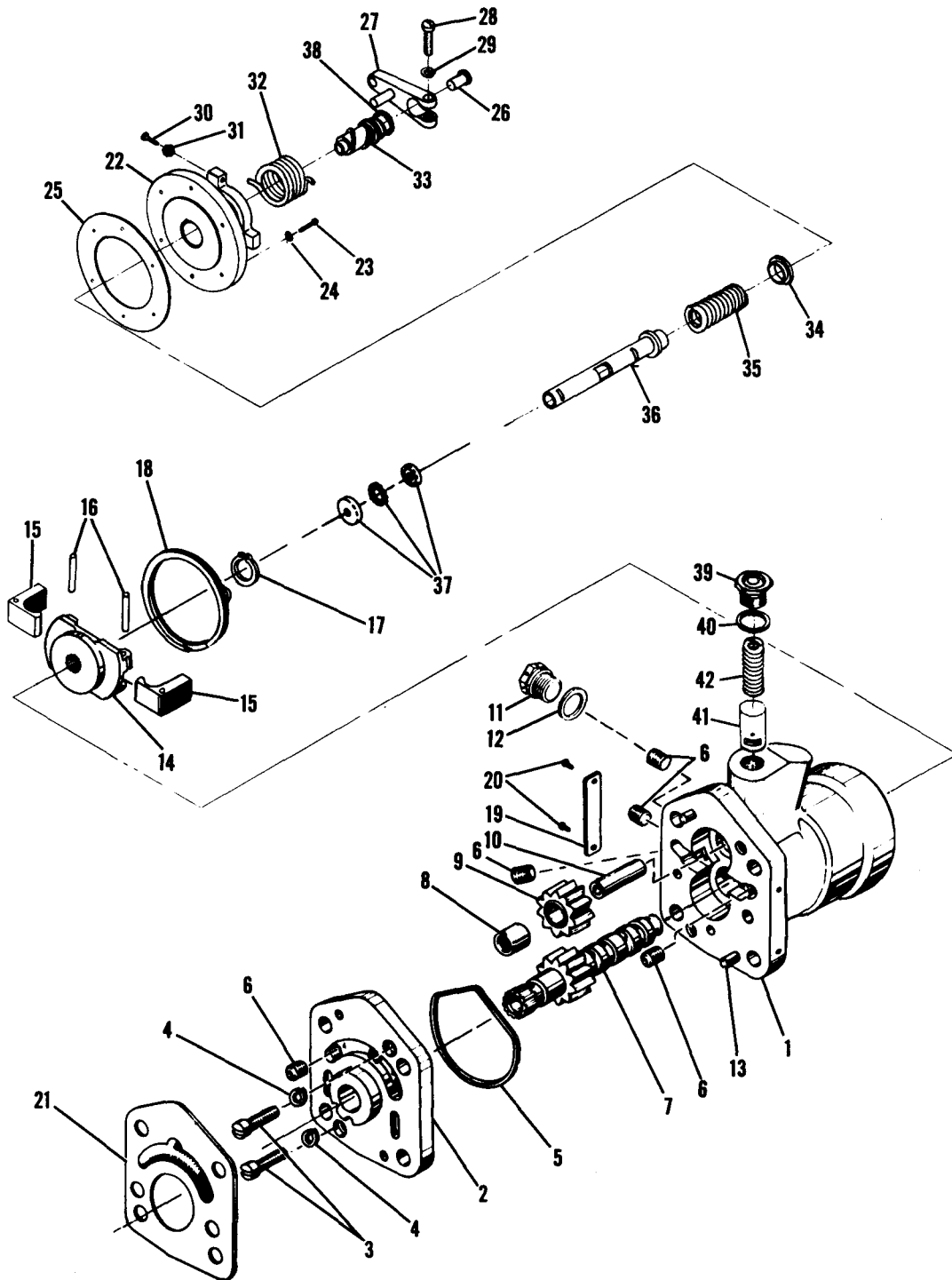
FIGURE AND INDEX NO.	PART NUMBER	DESCRIPTION							UNITS PER ASSY	USABLE ON CODE
		1	2	3	4	5	6	7		
63 -84	S1711-1	SWITCH-OIL PRESSURE -----							1	L
-85	1213158-1	ADAPTER -----							1	L
-86	MS20822-4D	ELBOW -----							1	L
-87	AN924-4	NUT -----							1	L
-88	MS28778-4	O RING -----							1	L
-89	1200106-138	LINE ASSEMBLY-OIL PRESS -----							1	L
-90	S1964-3	VALVE ASSEMBLY-OIL QUICK DRAIN -----							1	O
<p>NOTE. *THIS ENGINE IS EQUIPPED WITH NON CONGEALING OIL COOLER. WHEN ORDERING IT IS NECESSARY TO INCLUDE SPEC NO.</p> <p>NOTE. XTHIS ENGINE IS EQUIPPED WITH STANDARD OIL COOLER. WHEN ORDERING IT IS NECESSARY TO INCLUDE SPEC NO.</p> <p>A---182 SERIAL 18253599 THRU 18254423 B---182 SERIAL 18254424 & ON A182 SERIAL A182-0001 & ON C---182 SERIAL 18253559 THRU 18255058 D---182 SERIAL 18255059 & ON A182 SERIAL A182-0001 & ON E---182 SERIAL 18254310 & ON A182 SERIAL A182-0001 & ON F---182 SERIAL 18253599 THRU 18255058 G---182 SERIAL 18253599 THRU 18255196 H---182 SERIAL 18255197 & ON A182 SERIAL A182-0001 & ON J---182 SERIAL 18253599 THRU 18255844 K---182 SERIAL 18255845 & ON A182 SERIAL A182-0001 & ON L---182 SERIAL 18258334 & ON A182 SERIAL A182-0097 & ON M---182 SERIAL 18253599 THRU 18259620 A182 SERIAL A182-0001 THRU A182-0116 N---182 SERIAL 18259621 THRU 18260445 A182 SERIAL A182-0117 & ON O---182 SERIAL 18260056 & ON A182 SERIAL A182-0117 & ON P---182 SERIAL 18260078 & ON A182 SERIAL A182-0117 & ON R---182 SERIAL 18253599 THRU 18260445 A182 SERIAL A182-0001 & ON S---182 SERIAL 18254310 THRU 18260055 A182 SERIAL A182-0001 THRU A182-0116 T---182 SERIAL 18260056 THRU 18260445 A182 SERIAL A182-0117 & ON U---182 SERIAL 18260446 & ON V---182 SERIAL 18253599 THRU 18260574 W---182 SERIAL 18260575 THRU 18260717 18260720 THRU 18260756 A182 SERIAL A182-0117 THRU A182-0136 X---182 SERIAL 18260718, 18260719 & 18260757 & ON A182 SERIAL A182-0137 & ON Y---182 SERIAL 18254310 THRU 18260574 A182 SERIAL A182-0001 THRU A182-0136 Z---182 SERIAL 18260575 & ON A182 SERIAL A182-0137 & ON AA---182 SERIAL 18253599 THRU 18255819 AB---182 SERIAL 18255820 & ON A182 SERIAL A182-0001 & ON</p>										

This page intentionally left blank.

FIGURE AND INDEX NO.	PART NUMBER	DESCRIPTION	UNITS PER ASSY							USABLE ON CODE
			1	2	3	4	5	6	7	
63A-		ENGINE COMPONENTS & ASSOCIATED ACCESSORIES 0-470R ENGINE --							NP	
- 1	628472	MAGNETO LH CM SCINTILLA S6RN201 -----							1	A
- 2	628473	MAGNETO RH CM SCINTILLA S6RN205 -----							1	A
- 3	631237	MAGNETO CM SCINTILLA S6RN25 -----							2	B
- 4	625765	MAGNETO CM SLICK 662 -----							2	C
- 5	534750	GASKET-MAGNETO TO CRANKCASE CM -----							2	
- 6	629076	MAGNETO DRIVE GEAR CM -----							1	
- 7	625298	IGNITION HARNESS RH CM RAY WHYTE -----							1	A
- 8	625299	IGNITION HARNESS LH CM RAY WHYTE -----							1	A
- 9	633005	IGNITION HARNESS-BENDIX LIGHTWEIGHT COMPLETE ASSEMBLY CM-							1	B
-10	633006	IGNITION HARNESS-RH BENDIX LIGHTWEIGHT CM -----							1	B
-11	633007	IGNITION HARNESS-LH BENDIX LIGHTWEIGHT CM -----							1	B
-12	633311	IGNITION HARNESS COMPLETE CM SLICK -----							1	C
-13	625093	OIL COOLER CM HARRISON REPLACED BY 627392 -----							1	
-14	627392	OIL COOLER CM HARRISON -----							1	
-15	631095	OIL COOLER CM MODINE -----							1	
-16	630050	OIL COOLER-LARGE NON CONGEALING CM -----							1	E
-17	626332	PLATE-OIL COOLER CM USED WITH NON CONGEALING COOLER -							1	E
-18	626342	GASKET-OIL COOLER TO PLATE CM FOR NON CONGEALING COOLER -							1	E
-19	626341	GASKET-PLATE TO CRANKCASE CM FOR NON CONGEALING COOLER --							1	E
-20	626189	OIL COOLER-LARGE CM HARRISON P/N 62272A -----							1	L
-21	537282	GASKET-OIL COOLER TO OIL COOLER ADAPTER USE WITH 626189 -							1	L
-22	537312	PLATE-OIL COOLER END USE WITH 626189 -----							1	L
-23	625017	GASKET-COOLER TO PLATE CM STANDARD OIL COOLER -----							1	
-24	625303	GASKET-CRANKCASE TO COOLER CM STANDARD COOLER -----							1	
-25	0750140-5	GENERATOR 50 AMP 627272 CM DELCO REMY 1101895, -----							1	F
		1101909 OR 1101912								
-26	539547	GENERATOR DRIVE BELT CM -----							1	F
-27		ALTERNATOR-52 AMP 14 VOLT REFER TO SERVICE LETTER 66-1 --							1	G
-28	C611501-0102	ALTERNATOR-60 AMP 14 VOLT SEE FIGURES 90 & 95 -----							1	H
-29	S1597-1-31.2	ALTERNATOR DRIVE BELT -----							1	G
-30	S1597-1-30.8	ALTERNATOR DRIVE BELT -----							1	H
-31	0413205-11	VOLTAGE REGULATOR-USED WITH 50 AMP GENERATOR -----							1	F
-32	0750216-1	VOLTAGE REGULATOR-USED WITH ALTERNATOR WHEN -----							1	J
		EXHAUSTED USE C611001-0101								
-33	C611001-0101	VOLTAGE REGULATOR-USED WITH ALTERNATOR -----							1	K
-34	538076	BEVEL GEAR-GOVERNOR DRIVE CM -----							1	
-35	629176	STARTER-12 VOLT HEAVY DUTY CM DELCO -----							1	
	634592	STARTER-12 VOLT HEAVY DUTY CM PRESTOLITE -----							1	
-36	MS9021-038	O RING-STARTER TO ENGINE -----							1	
-37	0750142-1	GASKET-CARBURETOR AIR BOX TO CARBURETOR -----							1	
-38	633027	CARBURETOR CM MARVEL SCHEBLER TYPE MA4-5 -----							1	
-39	35985	GASKET-CARBURETOR TO ENGINE CM -----							1	
-40	0750038-4	AIR FILTER-CARBURETOR DONALDSON P10-6150 -----							1	
-41	0750038-3	GASKET-AIR FILTER DONALDSON P-100232 -----							1	
-42	SH15	** SPARK PLUG FOR USE IN SHIELDED SYSTEMS WITH 5-8 24-3A ---							12	
		THREADS								
-43	SH20A	** SPARK PLUG FOR USE IN SHIELDED SYSTEMS WITH 5-8 24-3A ---							12	
		THREADS								
-44	SH200A	** SPARK PLUG FOR USE IN SHIELDED SYSTEMS WITH 3-4 20-3A ---							12	
		THREADS								
<p>NOTE. *THIS LISTING IS COMPILED TO PROVIDE PART NUMBERS OF COMMONLY USED ENGINE COMPONENTS AND ASSOCIATED ACCESSORIES. RELATIONSHIP OF THESE PARTS TO ENGINE OR AIRCRAFT ASSEMBLIES IS NOT INDICATED BY INDENTATION. THIS FIGURE IS NOT ILLUSTRATED. INDEX NUMBERS ARE PROVIDED FOR LOCATION OF LINE ON WHICH PART NUMBER APPEARS.</p>										
<p>CONTINUED ON NEXT PAGE</p>										

FIGURE AND INDEX NO.	PART NUMBER	DESCRIPTION	UNITS PER ASSY	USABLE ON CODE
63A-		<p style="text-align: center;">1 2 3 4 5 6 7</p> <p>NOTE. **SPARK PLUGS ARE LISTED IN ORDER OF HEAT RANGE, PROGRESSIVELY COLDER FROM TOP LISTING TO BOTTOM.</p> <p>A---182 SERIAL 18253599 THRU 18254423 B---182 SERIAL 18254424 THRU 18256684 C---182 SERIAL 18256685 & ON A182 SERIAL A182-0001 & ON D---182 SERIAL 18254424 THRU 18256684 E---182 SERIAL 18254310 & ON A182 SERIAL A182-0001 & ON F---182 SERIAL 18253599 THRU 18255100 & 18255126 THRU 18255844 G---182 SERIAL 18255101 THRU 18255125 & 18255845 THRU 18256684 H---182 SERIAL 18256685 & ON A182 SERIAL A182-0001 & ON J---182 SERIAL 18255101 THRU 18255125 & 18255845 THRU 18257379 A182-0001 THRU A182-0024 K---182 SERIAL 18257380 & ON A182 SERIAL A182-0025 & ON L---182 SERIAL 18253599 THRU 18255058</p>		

Engine (Cont)



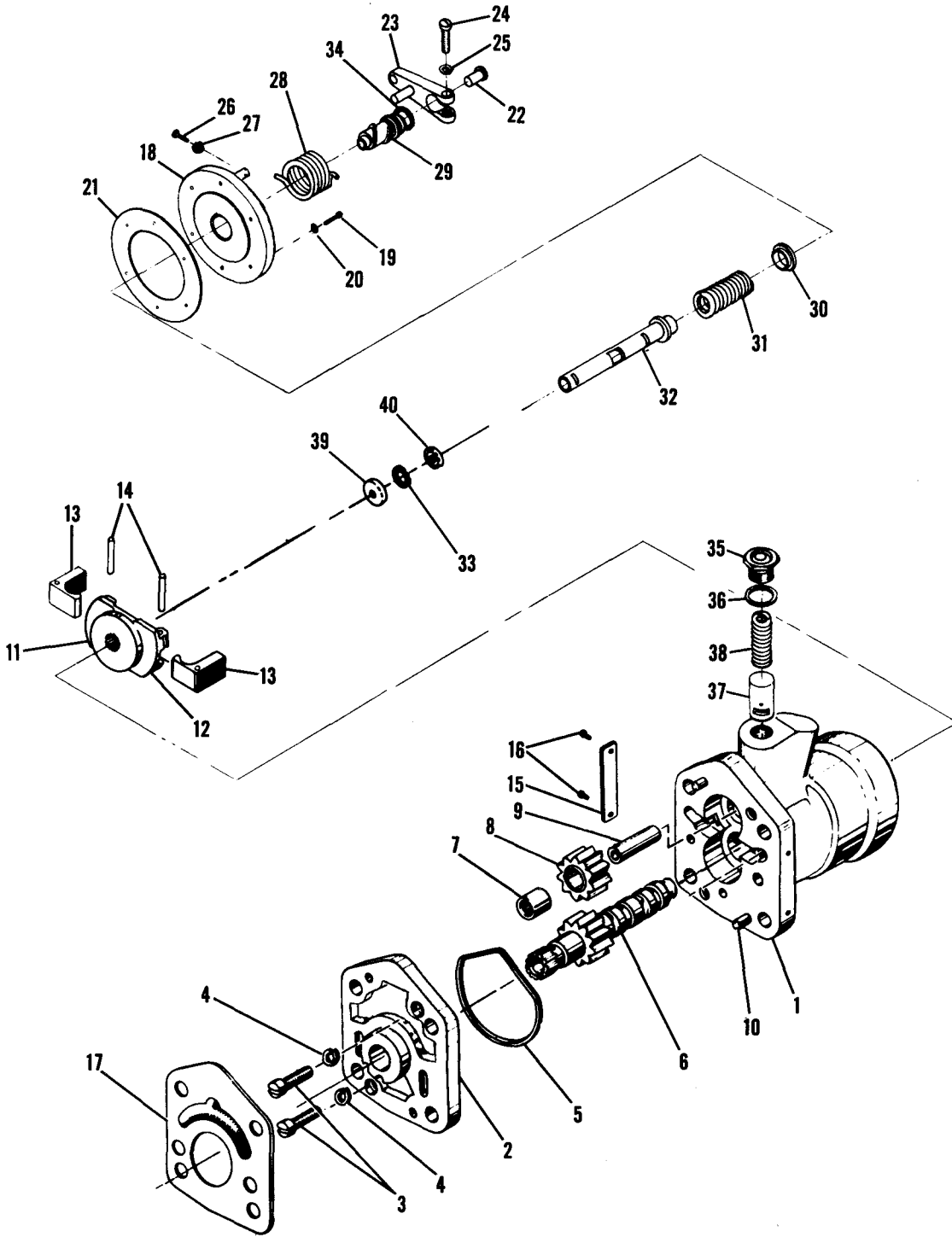
182 SERIAL 18253599 THRU 18254760

Figure 64. Propeller Governor Assembly

FIGURE AND INDEX NO.	PART NUMBER	DESCRIPTION	UNITS PER ASSY	USABLE ON CODE
64 -	0750101-61	GOVERNOR ASSEMBLY-PROPELLER ORDER C161040-0103 ----- SEE FIG 64A. FOR BREAKDOWN	NP	A
- 1	210253	BODY-GOVERNOR WGV -----	1	
- 2	210259	BASE-GOVERNOR WGV -----	1	
		ATTACHING PARTS		
- 3	218036	SCREW WGV -----	2	
- 4	AN935-10	WASHER -----	2	
- 5	206336	O RING WGV -----	1	
		*-----		
- 6	190734	PLUG-PIPE WGV -----	4	
- 7	210206	GEAR-PUMP DRIVE WGV -----	1	
- 8	210036	BEARING-NEEDLE WGV -----	1	
- 9	204864	GEAR-PUMP IDLER WGV -----	1	
-10	210031	STUD-IDLER GEAR WGV -----	1	
-11	210095	PLUG-SCREW THREAD WGV -----	1	
-12	150733	WASHER WGV -----	1	
-13	184793	PIN-DOWEL WGV -----	2	
-14	210207	HEAD-FLYWEIGHT WGV -----	1	
-15	210289	FLYWEIGHT WGV -----	1	
-16	210112	PIN-FLYWEIGHT WGV -----	2	
-17	190094	RING-RETAINING WGV -----	1	
-18	192103	RING-SPIROLOX RETAINING WGV -----	1	
-19	193385	NAMEPLATE WGV -----	1	
		ATTACHING PARTS		
-20	AN535-0-2	SCREW -----	2	
		*-----		
-21	MS100009	GASKET-MOUNTING -----	1	
-22	210272	COVER-GOVERNOR WGV -----	1	
		ATTACHING PARTS		
-23	AN503-8-10	SCREW -----	4	
-24	AN935-8L	WASHER -----	4	
-25	206337	GASKET COVER WGV -----	1	
		*-----		
-26	210293	PLUG-SPEED ADJUSTMENT WGV -----	1	
-27	210039	LEVER ASSEMBLY-SPEED ADJUSTMENT WGV -----	1	
-28	188434	SCREW WGV -----	1	
-29	AN935-10	WASHER -----	1	
-30	190576	SCREW WGV -----	1	
-31	188302	NUT WGV -----	1	
-32	151869	SPRING-LEVER CONTROL WGV -----	1	
-33	210100	SHAFT & WORM ASSEMBLY-SPEED ADJUSTMENT WGV -----	1	
-34	210214	SEAT-SPEEDER SPRING WGV -----	1	
-35	192709	SPRING-SPEEDER WGV -----	1	
-36	210269	PLUNGER ASSEMBLY-PILOT VALVE WGV -----	1	
-37	180231	BEARING-PILOT VALVE WGV -----	1	
-38	182684	O RING WGV -----	1	
-39	218446	PLUG-RELIEF VALVE WGV -----	1	
-40	186320	GASKET WGV -----	1	
-41	210257	PLUNGER-RELIEF VALVE WGV -----	1	
-42	192558	SPRING-RELIEF VALVE WGV -----	1	

A---182 SERIAL 18253599 THRU 18254760

Engine (Cont)



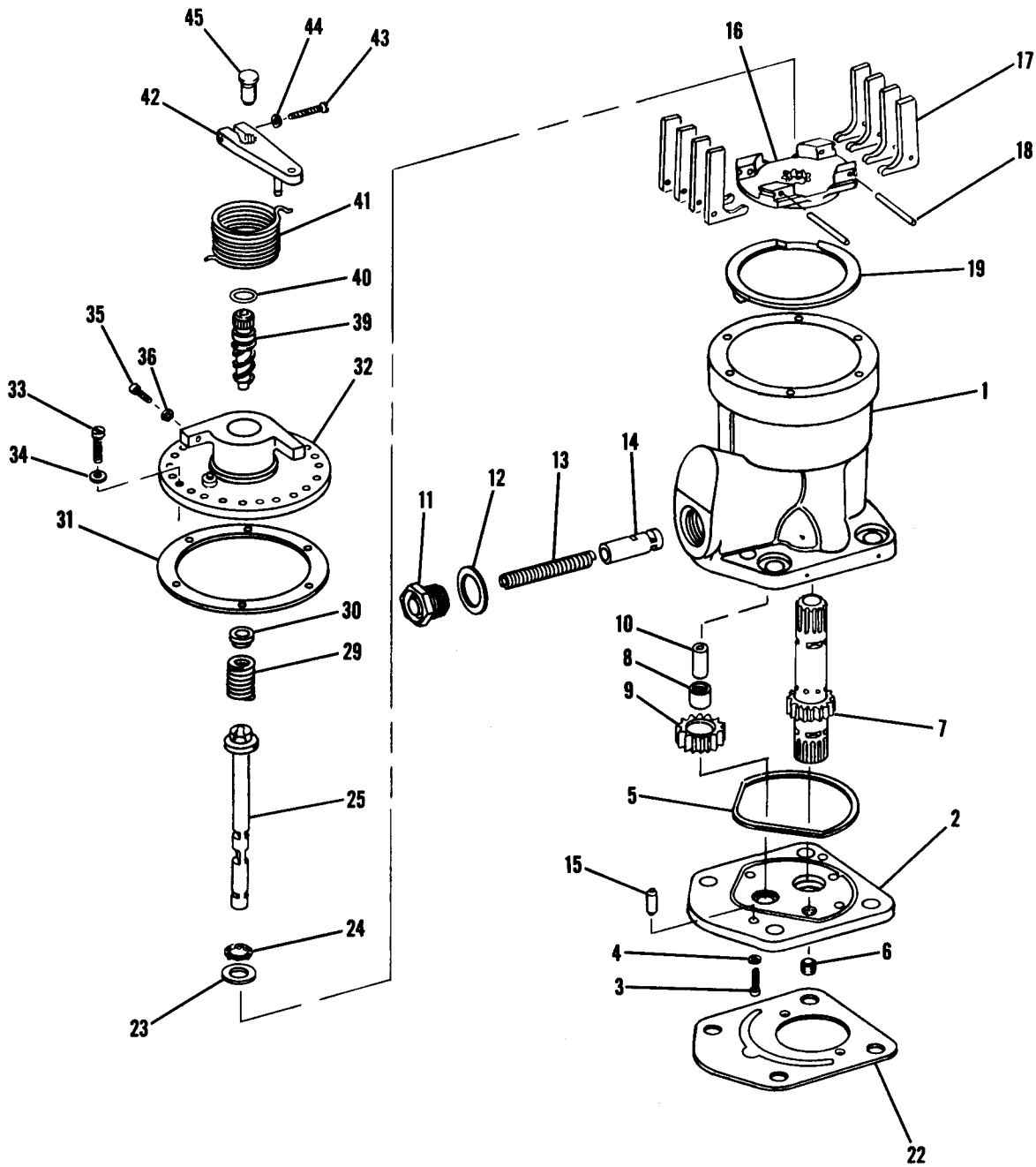
182 SERIAL 18254761 THRU 18255058

Figure 64A. Propeller Governor Assembly

FIGURE AND INDEX NO.	PART NUMBER	DESCRIPTION	UNITS PER ASSY	USABLE ON CODE
64A--	C750101-66	GOVERNOR ASSEMBLY-PROPELLER ORDER C161040-0103 -----	NP	A
	C161040-0103	GOVERNOR ASSEMBLY-PROPELLER -----	1	A
- 1	210253	BODY-GOVERNOR WGV -----	1	
- 2	213214	BASE-GOVERNOR WGV -----	1	
		ATTACHING PARTS		
- 3	189744	SCREW WGV -----	2	
- 4	218547	WASHER WGV -----	2	
- 5	206336	O RING WGV -----	1	
		---*---		
- 6	210396	GEAR-PUMP DRIVE WGV -----	1	
- 7	210036	BEARING-NEEDLE WGV -----	1	
- 8	204864	GEAR-PUMP IDLER WGV -----	1	
- 9	210031	STUD-IDLER GEAR WGV -----	1	
-10	210261	PIN-DOWELL WGV -----	2	
-11	210382	HEAD ASSEMBLY-FLY WEIGHT WGV -----	1	
-12	210393	HEAD-FLYWEIGHT WGV -----	1	
-13	196195	FLYWEIGHT WGV -----	1	
-14	214202	PIN-FLYWEIGHT WGV -----	1	
	210394	KEEPER WGV -----	1	
-15	193385	NAMEPLATE WGV -----	1	
		ATTACHING PARTS		
-16	189574	PIN-DRIVE WGV -----	2	
		---*---		
-17	MS100009	GASKET-MOUNTING -----	1	
-18	210399	COVER-GOVERNOR WGV -----	1	
		ATTACHING PARTS		
-19	189482	SCREW WGV -----	4	
-20	189739	WASHER WGV -----	4	
-21	206337	GASKET COVER WGV -----	1	
		---*---		
-22	210293	PLUG-SPEED ADJUSTMENT WGV -----	1	
-23	210039	LEVER ASSEMBLY-SPEED ADJUSTMENT WGV -----	1	
-24	188434	SCREW WGV -----	1	
-25	188141	WASHER WGV -----	1	
-26	218537	SCREW WGV -----	1	
-27	188302	NUT WGV -----	1	
-28	191869	SPRING-LEVER CONTROL WGV -----	1	
-29	213201	SHAFT AND WORM ASSEMBLY-SPEED ADJUSTMENT WGV -----	1	
-30	210326	SEAT-SPEEDER SPRING WGV -----	1	
-31	192709	SPRING-SPEEDER WGV -----	1	
-32	210398	PLUNGER ASSEMBLY-PILOT VALVE WGV -----	1	
-33	180231	BEARING-PILOT VALVE WGV -----	1	
-34	182747	O RING WGV -----	1	
-35	218446	PLUG-RELIEF VALVE WGV -----	1	
-36	186320	GASKET WGV -----	1	
-37	210257	PLUNGER-RELIEF VALVE WGV -----	1	
-38	192558	SPRING-RELIEF VALVE WGV -----	1	
-39	213200	RACE-PILOT VALVE BEARING LOWER WGV -----	1	
-40	210216	RACE-PILOT VALVE BEARING UPPER WGV -----	1	

A---182 SERIAL 18254761 THRU 18255058

Engine(Cont)

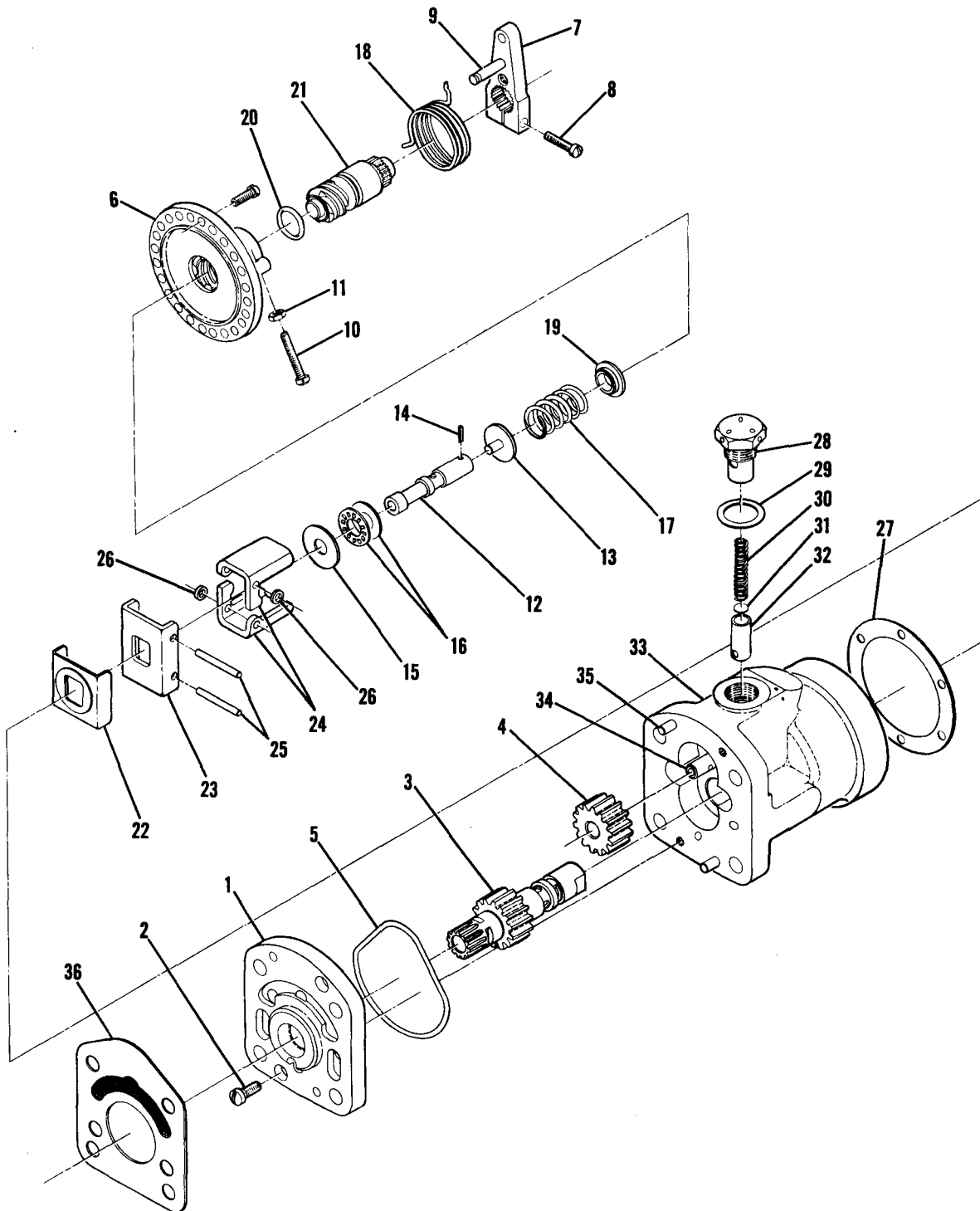


182 SERIAL 18255059 & ON
Figure 64B. Propeller Governor Assembly

FIGURE AND INDEX NO.	PART NUMBER	DESCRIPTION							UNITS PER ASSY	USABLE ON CODE
		1	2	3	4	5	6	7		
648-	0550227-2	GOVERNOR ASSEMBLY-PROPELLER							1	A
	SEE FIG 64C	GOVERNOR ASSEMBLY-PROPELLER							1	A
- 1	34-828-1	BODY							1	
- 2	34-828-2	BASE							1	
		ATTACHING PARTS								
- 3	AN500-8-8	SCREW							2	
- 4	AN936A8	WASHER							2	
- 5	34-828-27	GASKET-BASE							1	
		*---								
- 6	AN932-1	PLUG-PIPE							2	
- 7	34-828-15	GEAR-DRIVE							1	
- 8	GB-59	BEARING							1	
- 9	34-828-19	GEAR-PUMP IDLER							1	
-10	34-828-7	STUD-IDLER GEAR							1	
-11	34-828-24	PLUG							1	
-12	34-828-25	WASHER-FLAT							1	
-13	34-828-20	SPRING-RELIEF VALVE							1	
-14	34-828-11	PLUNGER-RELIEF VALVE							1	
-15	34-828-29	PIN-DOWEL							1	
-16	34-828-14	BASE-FLYWEIGHT HEAD							1	
-17	34-828-9	FLYWEIGHT							8	
		ATTACHING PARTS								
-18	B1316	PIN-DOWEL							2	
		*---								
-19	34-828-26	RING-SNAP							1	
-20		DELETED-NOT AVAILABLE								
-21		DELETED-NOT AVAILABLE								
-22	MS100009	GASKET							1	
-23	34-828-12	RACE-BEARING							1	
-24	R5673	BEARING							1	
-25	34-831-905	VALVE-PILOT							1	
-27		DELETED-NOT AVAILABLE								
-28		DELETED-NOT AVAILABLE								
-29	34-828-8	SPRING-SPEEDER							1	
-30	34-828-10	SEAT-SPEEDER SPRING UPPER							1	
-31	34-828-28	SEAL-COVER							1	
-32	34-828-903	COVER ASSEMBLY							1	
		ATTACHING PARTS								
-33	AN503-8-10	SCREW							6	
-34	AN935-8L	WASHER-LOCK							6	
		*---								
-35	AN503-8-16	SCREW							1	
-36	AN340-8	NUT							1	
-37		DELETED-NOT AVAILABLE								
-38		DELETED-NOT AVAILABLE								
-39	34-828-907	SHAFT AND GEAR ASSEMBLY							1	
-40	AN6227-B9	O RING							1	
-41	34-828-13	SPRING-CONTROL LEVER							1	
-42	34-828-902	LEVER ASSEMBLY							1	
-43	AN502-10-14	SCREW							1	
-44	AN935-10L	WASHER							1	
-45	34-828-31	PLUG							1	

A--182 SERIAL 18255059 & ON
A182 SERIAL A182-0001 & ON

Engine (Cont)

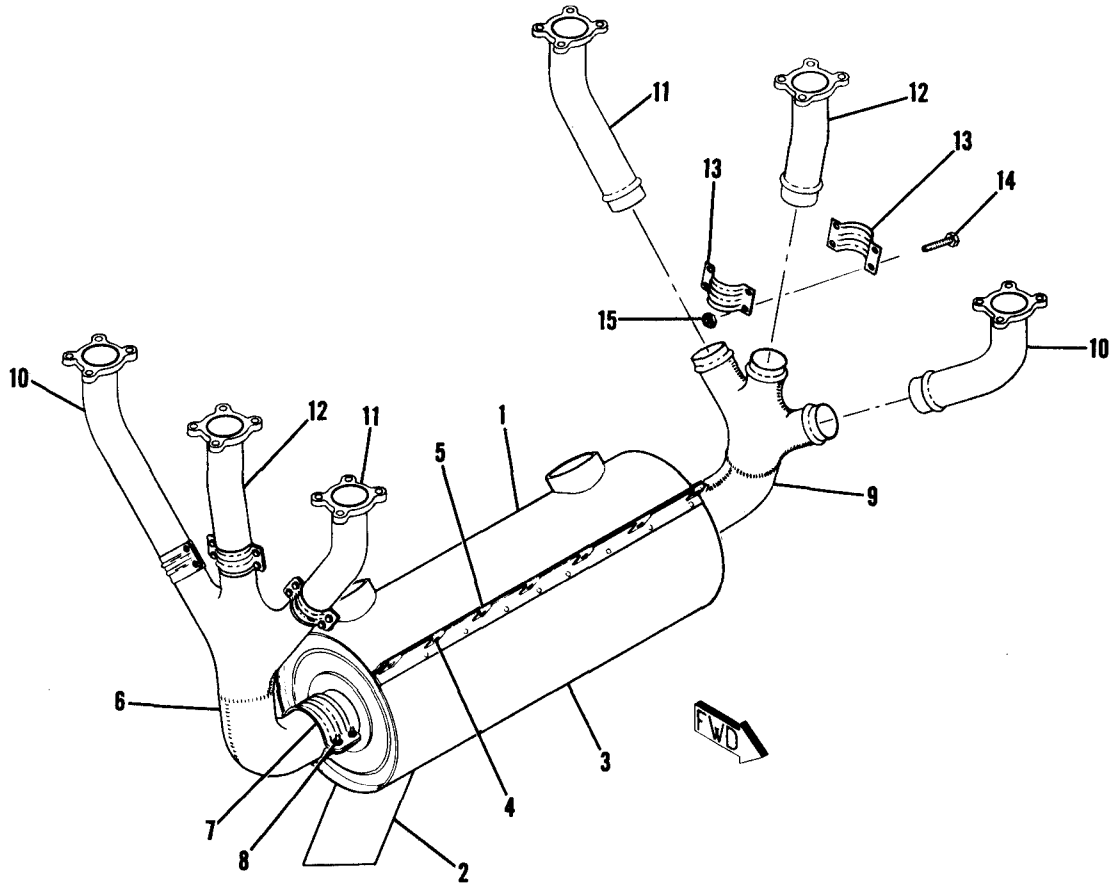


182 SERIAL 18255059 & ON

Figure 64C. Governor Assembly

FIGURE AND INDEX NO.	PART NUMBER	DESCRIPTION	UNITS PER ASSY	USABLE ON CODE
		1 2 3 4 5 6 7		
64C-	C161030-0102	GOVERNOR ASSEMBLY ALTERNATE -----	1	A
- 1	C20057	COVER-PUMP HOUSING MCL -----	1	
		ATTACHING PARTS -----		
- 2	AN500A10-8	SCREW -----	2	
		*-----		
- 3	C20073	GEAR-DRIVE MCL -----	1	
- 4	B20074	GEAR-IDLER MCL -----	1	
- 5	A1633-36	O RING MCL -----	1	
	B20085-2	HEAD ASSEMBLY-CONTROL MCL -----	1	
		ATTACHING PARTS -----		
	AN503-8-8	SCREW -----	6	
		*-----		
- 6	B20055	HOUSING ASSEMBLY-COVER MCL -----	1	
- 7	A20039	LEVER ASSEMBLY-CONTROL MCL -----	1	
		ATTACHING PARTS -----		
- 8	AN503-8-12	SCREW -----	1	
		*-----		
- 9	A20034	PIN-TORSION SPRING MCL -----	1	
-10	AN503-8-16	SCREW -----	2	
-11	AN340-8	NUT -----	2	
	A20083	PILOT SPOOL & END FITTING ASSEMBLY MCL -----	1	
-12	B20066	SPOOL-PILOT MCL -----	1	
-13	A20067	END FITTING-SPOOL MCL -----	1	
		ATTACHING PARTS -----		
-14	A20037	ROLL PIN MCL -----	1	
		*-----		
-15	A20071	RACE-BEARING MCL -----	1	
-16	A20086	BEARING-THRUST MCL -----	1	
-17	A20069-1	SPRING-SPEEDER MCL -----	1	
-18	B20040	SPRING-TORSIONAL MCL -----	1	
-19	A20068	SEAT-SPRING -----	1	
-20	MS28775-113	O RING MCL -----	1	
-21	C20075	SHAFT-CONTROL MCL -----	1	
	A20084	DRIVE DISC & FLYWEIGHT ASSEMBLY MCL -----	1	
-22	B20060	CAP-DRIVE DISC MCL -----	1	
-23	A20063	DISC-DRIVE MCL -----	1	
-24	A20064	FLYWEIGHT MCL -----	2	
		ATTACHING PARTS -----		
-25	A20070	PIN-FLYWEIGHT MCL -----	2	
-26	A20072	SPACER-FLYWEIGHT MCL -----	2	
		*-----		
-27	A20022	GASKET-COVER MCL -----	1	
-28	A20076	PLUG-RELIEF VALVE MCL -----	1	
-29	A20078	WASHER MCL -----	1	
-30	A20079	SPRING-PRESSURE RELIEF MCL -----	1	
-31	A20081	SHIM-PRESSURE RELIEF MCL -----	1	AR
-32	B20077	PISTON MCL -----	1	
-33	B20082	BODY ASSEMBLY-GOVERNOR MCL -----	1	
-34	A20026	STUD-IDLER GEAR MCL -----	1	
-35	A20027	PIN-DOWEL MCL -----	2	
-36	MS100009	GASKET-MOUNTING -----	1	
		*-----		
		A---182 SERIAL 18255059 & ON A182 SERIAL A182-0001 & ON		

Engine (Cont)

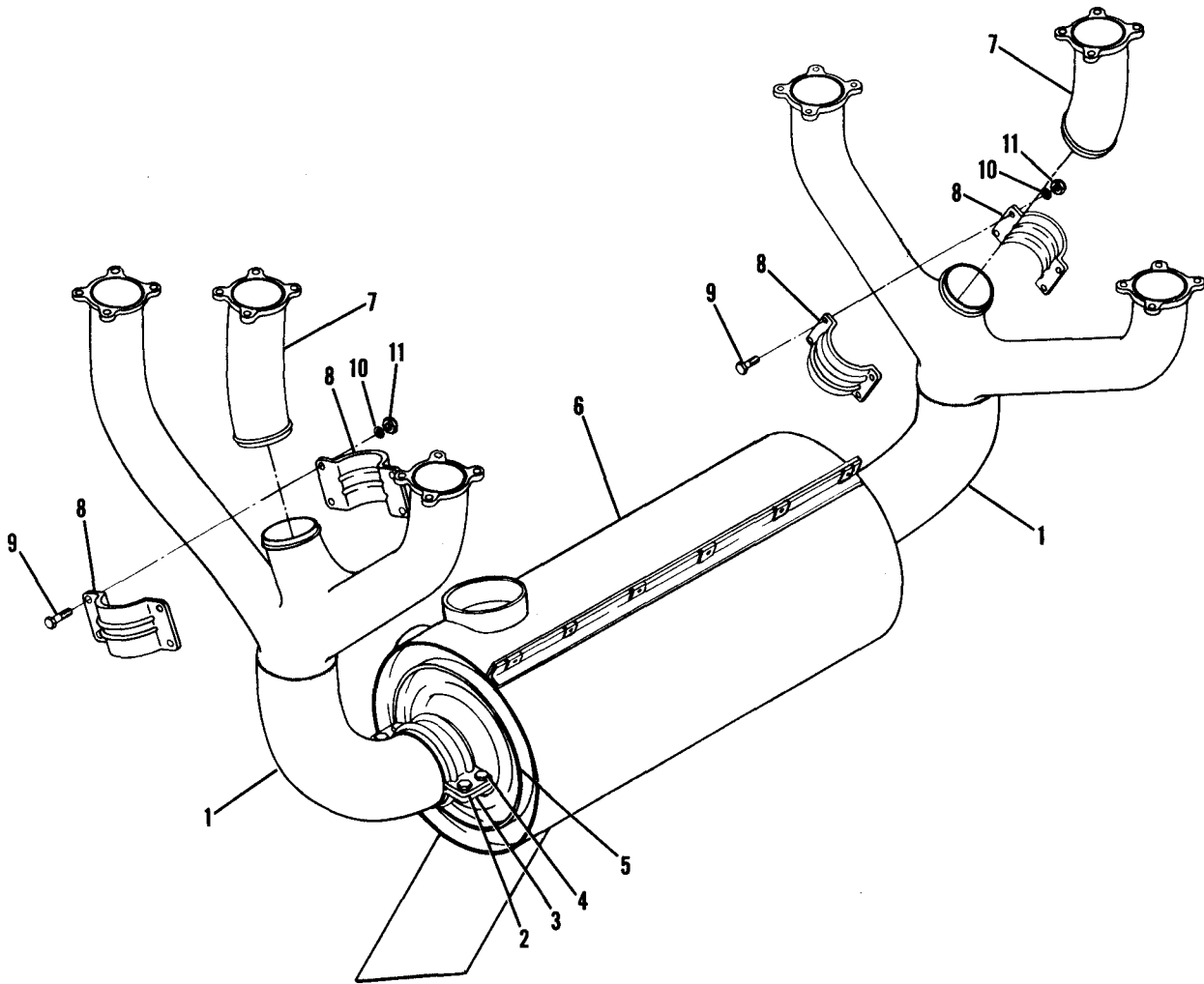


182 SERIAL 18253599 THRU 18255058

Figure 65. Exhaust Stack Assembly

FIGURE AND INDEX NO.	PART NUMBER	DESCRIPTION	UNITS PER ASSY	USABLE ON CODE
		1 2 3 4 5 6 7		
65 - 1	0750130-53	STACK ASSEMBLY-EXHAUST -----	1	A
	0750130-59	STACK ASSEMBLY-EXHAUST -----	1	B
- 2	0750130-54	MUFFLER ASSEMBLY -----	1	A
	0750130-60	MUFFLER ASSEMBLY -----	1	B
- 3	0750130-51	SHROUD ASSEMBLY -----	1	A
	0750130-61	SHROUD ASSEMBLY -----	1	B
		ATTACHING PARTS		
- 4	S102128-8	SCREW -----	7	
- 5	NAS446-4-3	NUTPLATE -----	7	
		*-----		
- 6	0750130-6	COLLECTOR ASSEMBLY -----	2	
		ATTACHING PARTS		
- 7	0750130-42	CLAMP -----	2	
- 8	AN3-4A	BOLT -----	4	
	MS21044N3	NUT -----	4	
		*-----		
- 9	0750130-48	COLLECTOR-EXHAUST -----	1	
-10	0750130-3	TUBE ASSEMBLY -----	1	
-11	0750130-4	TUBE ASSEMBLY -----	1	
-12	0750130-5	TUBE ASSEMBLY -----	1	
		ATTACHING PARTS		
-13	0750130-31	CLAMP-TUBE -----	2	
-14	AN3-4A	BOLT -----	4	
-15	MS21044N3	NUT -----	4	
		*-----		
		A---182 SERIAL 18253599 THRU 18254423		
		B---182 SERIAL 18254424 THRU 18255058		

Engine(Cont)



182 SERIAL 18255059 & ON

Figure 65A. Engine Exhaust Assembly

FIGURE AND INDEX NO.	PART NUMBER	DESCRIPTION	UNITS PER ASSY	USABLE ON CODE
		1 2 3 4 5 6 7		
65A-	0750161-49	* EXHAUST ASSEMBLY-ENGINE -----	1	A
	0750161-50	EXHAUST ASSEMBLY-ENGINE -----	1	C
	0750161-57	EXHAUST ASSEMBLY-ENGINE WEU 0750161-63 -----	1	F
	0750161-63	EXHAUST ASSEMBLY-ENGINE -----	1	G
	0750161-200	EXHAUST ASSEMBLY-ENGINE -----	1	D
- 1	0750161-31	* STACK ASSEMBLY-EXHAUST -----	2	A
	0750161-51	STACK ASSEMBLY-EXHAUST -----	2	B
	0750161-64	STACK ASSEMBLY-EXHAUST -----	2	G
		ATTACHING PARTS		
- 2	0750161-24	CLAMP ASSEMBLY -----	1	
- 3	0750161-22	CLAMP -----	1	
- 4	AN3-4A	BOLT -----	4	
	MS21044N3	NUT -----	4	
		-----*		
- 5	0750161-28	MUFFLER WELD ASSEMBLY-EXHAUST -----	1	
- 6	0750161-40	SHROUD ASSEMBLY-EXHAUST MUFFLER -----	1	D
	0750161-58	SHROUD ASSEMBLY-EXHAUST MUFFLER -----	1	E
		ATTACHING PARTS		
	S1021Z8-8	SCREW -----	6	
	NAS395-14-3	NUT -----	6	
		-----*		
- 7	0750161-36	PIPE ASSEMBLY-EXHAUST -----	2	
		ATTACHING PARTS		
- 8	0750161-25	CLAMP-HALF -----	2	
- 9	AN3-4A	BOLT -----	4	
-10	AN960-10	WASHER -----	4	
-11	MS21044N3	NUT -----	4	
		-----*		
<p>NOTE. *WHEN INITIALLY ORDERING THIS PART FOR SERIAL 18255059 THRU 18256329, ALSO ORDER ITEMS -67 & -69 ON FIGURE 63.</p> <p>A---182 SERIAL 18255059 THRU 18257598 A182 SERIAL A182-0001 THRU A182-0054 B---182 SERIAL 18257599 THRU 18261258 A182 SERIAL A182-0055 THRU A182-0136 C---182 SERIAL 18257599 THRU 18260445 A182 SERIAL A182-0055 THRU A182-0136 D---182 SERIAL 18255059 THRU 18260445 A182 SERIAL A182-0001 THRU A182-0136 E---182 SERIAL 18260446 & ON A182 SERIAL A182-0137 & ON F---182 SERIAL 18260446 THRU 18261258 G---182 SERIAL 18261259 & ON A182 SERIAL A182-0137 & ON</p>				

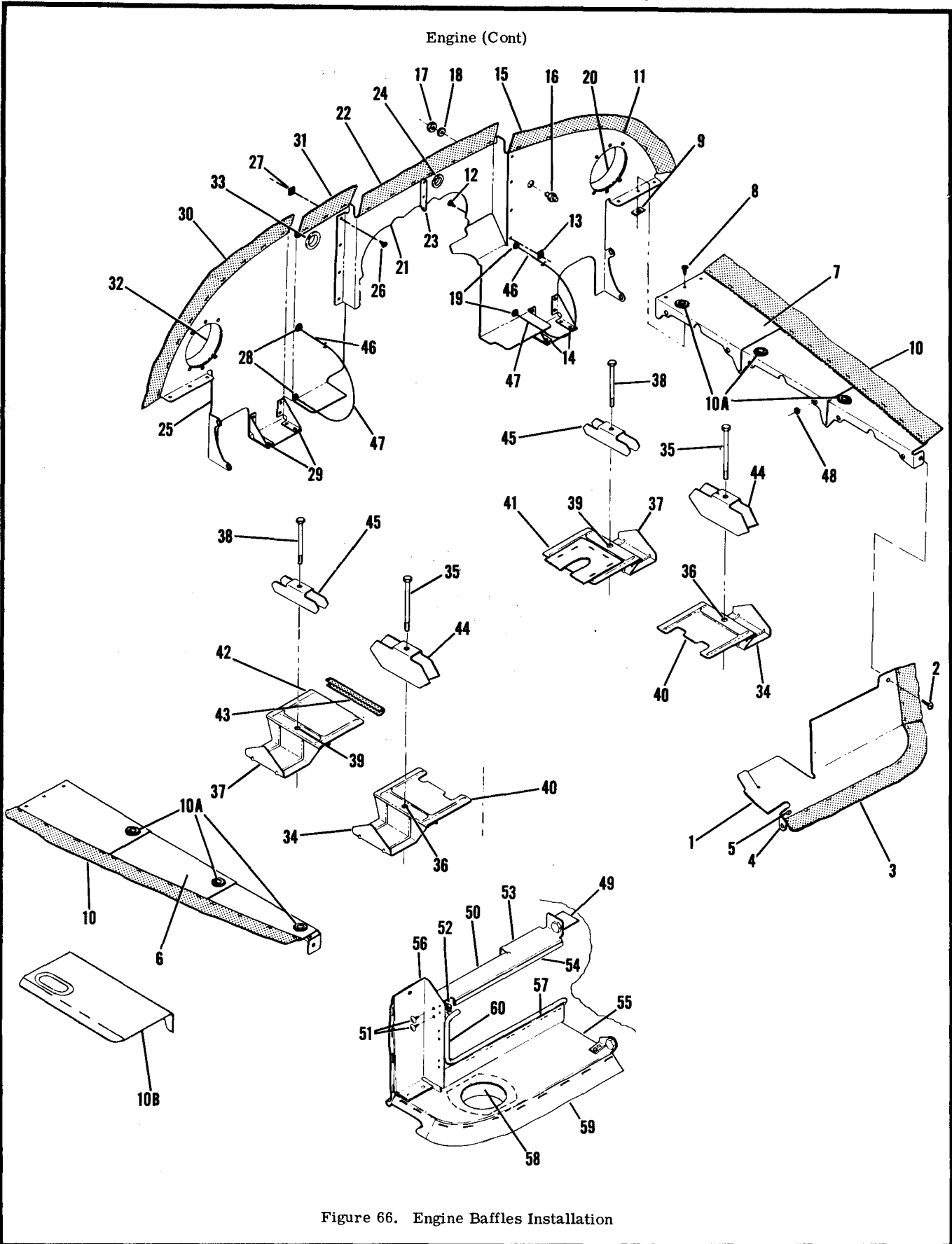


Figure 66. Engine Baffles Installation



FIGURE AND INDEX NO.	PART NUMBER	DESCRIPTION	UNITS PER ASSY	USABLE ON CODE
66 -		BAFFLES INSTALLATION-ENGINE -----	NP	
- 1	0750128-76	BAFFLES ASSEMBLY-FRONT LH -----	1	G
	0750184-1	BAFFLE ASSEMBLY-FRONT LH -----	1	M
	0750196-1	BAFFLE ASSEMBLY-FRONT LH -----	1	R
		ATTACHING PARTS		
- 2	S1021Z6-6	SCREW -----	1	
	NAS446-2-3	NUT -----	1	
		-----*		
- 3	0750128-37	SEAL-BAFFLE -----	1	G
	0750184-2	SEAL-BAFFLE -----	1	M
	0750196-3	SEAL-BAFFLE -----	1	R
- 4	0750128-102	BRACKET -----	1	G
	0750128-42	BRACKET -----	1	H
		ATTACHING PARTS		
- 5	S1021Z6-6	SCREW -----	1	
	NAS446-2-3	NUT -----	1	
		-----*		
- 6	0750128-74	BAFFLE ASSEMBLY-HORIZONTAL RH -----	1	A
	0750128-94	BAFFLE ASSEMBLY-HORIZONTAL RH -----	1	B
- 7	0750128-73	BAFFLE ASSEMBLY-HORIZONTAL LH -----	1	A
	0750128-93	BAFFLE ASSEMBLY-HORIZONTAL LH -----	1	B
		ATTACHING PARTS		
- 8	S1021Z6-6	SCREW -----	3	
- 9	NAS446-2-3	NUT -----	3	
		-----*		
-10	0750128-13	SEAL-BAFFLE -----	2	
-10A	MS35489-12S	GROMMET -----	3	B
-10B	0750606-3	BAFFLE ASSEMBLY USED WITH OIL FILTER -----	1	E
	0750128-82	BAFFLE ASSEMBLY USED WITH OIL FILTER -----	1	F
-11	0750128-50	BAFFLE ASSEMBLY-VERTICAL LH -----	1	A
	0750128-44	BAFFLE ASSEMBLY-VERTICAL LH -----	1	C
	0750128-100	BAFFLE ASSEMBLY-VERTICAL LH -----	1	D
-12	S1021Z6-6	SCREW -----	4	
-13	NAS446-2-3	NUT -----	4	
		-----*		
-14	0750128-11	GUSSET-BAFFLE -----	2	
-15	0750128-17	SEAL-BAFFLE -----	1	
-16	AN832-2D	UNION-BAFFLE -----	1	A
		ATTACHING PARTS		
-17	AN924-2D	NUT -----	1	A
-18	AN960D516	WASHER -----	1	A
		-----*		
-19	MS20230820	GROMMET -----	2	
	SS51058K2215	PLUG BUTTON -----	1	B
-20	0750111-8	UNION-BAFFLE -----	1	A
-21	0750128-21	BAFFLE ASSEMBLY-REAR -----	1	
-22	0750128-16	SEAL-BAFFLE -----	1	
-23	0750117-21	BRACKET-BAFFLE -----	1	
-24	MS35489-118	GROMMET -----	1	
-25	0750128-68	BAFFLE ASSEMBLY-VERTICAL RH -----	1	G
	0750128-108	BAFFLE ASSEMBLY-VERTICAL RH -----	1	K
	0750128-110	BAFFLE ASSEMBLY-VERTICAL RH -----	1	L
	0750128-53	BAFFLE ASSEMBLY-VERTICAL RH USED WITH OIL FILTER -----	1	E
		ATTACHING PARTS		
-26	S1021Z6-6	SCREW -----	4	
-27	NAS446-2-3	NUT -----	4	
-28	MS20230820	GROMMET -----	2	
		-----*		
-29	0750128-11	GUSSET-BAFFLE -----	2	
-30	0750128-14	SEAL-BAFFLE -----	1	
-31	0750128-15	SEAL-BAFFLE -----	1	
-32	0713019-33	UNION-BAFFLE REQD ON 0750123-68 & -108 ONLY -----	1	J
-33	MS35489-20	GROMMET -----	1	
-34	0750135-1	BAFFLE ASSEMBLY-INNER CYLINDER FORWARD -----	2	
		ATTACHING PARTS		
-35	AN3-67A	BOLT -----	1	
		-----*		
-36	NAS680A3	NUTPLATE -----	1	
-37	0750135-1	BAFFLE ASSEMBLY-INNER CYLINDER REAR -----	2	
		ATTACHING PARTS		
-38	AN3-60A	BOLT -----	1	
		-----*		
-39	NAS680A3	NUTPLATE -----	1	

CONTINUED ON NEXT PAGE

FIGURE AND INDEX NO.	PART NUMBER	DESCRIPTION	UNITS PER ASSY	USABLE ON CODE
66 -40	0750135-3	BAFFLE-INTER CYLINDER FRONT -----	2	A
-41	0750135-10	BAFFLE ASSEMBLY-INTER CYLINDER LH REAR -----	1	A
	0750135-11	SEAL-BAFFLE -----	1	A
	0750135-3	BAFFLE-INTER CYLINDER LH REAR -----	1	B
-42	0750135-8	BAFFLE ASSEMBLY-INTER CYLINDER RH REAR -----	1	A
-43	0411875-9	MOULDING -----	1	A
	0750135-4	BAFFLE-INTER CYLINDER RH REAR -----	1	B
-44	0851700-96	SUPPORT-BAFFLE FRONT -----	2	
-45	0750117-31	SUPPORT-BAFFLE REAR -----	2	
-46	0450277-3	FASTENER-REAR BAFFLE TO CYLINDER UPPER -----	2	
-47	0450277-2	FASTENER-REAR BAFFLE TO CYLINDER LOWER -----	2	
-48	AN9600416	WASHER -----	32	
-49	0750152-1	BAFFLE-OIL COOLER INBOARD -----	1	
	0750152-3	BAFFLE-OIL COOLER NON-CONGEALING INBD -----	1	N
-50	0750148-2	BAFFLE ASSEMBLY-OIL COOLER -----	1	M
	0755002-1	BAFFLE ASSEMBLY-OIL COOLER NON-CONGEALING -----	1	N
	0750148-1	BAFFLE ASSEMBLY-OIL COOLER -----	1	R
		ATTACHING PARTS		
-51	S102126-6	SCREW -----	2	
-52	NAS446-2-3	NUT -----	2	
		-----*		
-53	0750148-1	BAFFLE-OIL COOLER -----	1	M
	0750148-3	BAFFLE-OIL COOLER -----	1	R
-54	S202RB	CHANNEL-BAFFLE -----	AR	
-55	0750149-7	BAFFLE ASSEMBLY-OIL COOLER -----	1	G
	0750187-1	BAFFLE ASSEMBLY-OIL COOLER -----	1	K
	0750187-3	BAFFLE ASSEMBLY-OIL COOLER -----	1	P
	0700123-12	BAFFLE ASSEMBLY-OIL COOLER NON-CONGEALING -----	1	Q
	0750197-1	BAFFLE ASSEMBLY-OIL COOLER NON-CONGEALING -----	1	R
	0750198-1	BAFFLE ASSEMBLY-OIL COOLER -----	1	R
-56	0750149-2	BAFFLE-VERTICAL -----	1	
-57	0750149-10	BAFFLE ASSEMBLY-HORIZONTAL -----	1	G
	0750188-1	BAFFLE ASSEMBLY-HORIZONTAL -----	1	K
	0750188-4	BAFFLE ASSEMBLY-HORIZONTAL -----	1	L
-58	0713019-33	UNION -----	1	L
-59	0750149-4	SEAL-HORIZONTAL BAFFLE -----	1	G
	0750187-2	SEAL-HORIZONTAL BAFFLE -----	1	H
-60	0450234-24	RUB STRIP ASSEMBLY -----	1	
		A---182 SERIAL 18253599 THRU 18254423		
		B---182 SERIAL 18254424 & ON A182 SERIAL A182-0001 & ON		
		C---182 SERIAL 18253599 THRU 18255844		
		D---182 SERIAL 18255845 & ON A182 SERIAL A182-0001 & ON		
		E---182 SERIAL 18253599 THRU 18259620 A182 SERIAL A182-0001 THRU A182-0116		
		F---182 SERIAL 18259621 & ON A182 SERIAL A182-0117 & ON		
		G---182 SERIAL 18253599 THRU 18260055 A182 SERIAL A182-0001 THRU A182-0116		
		H---182 SERIAL 18260056 & ON A182 SERIAL A182-0117 & ON		
		J---182 SERIAL 18253599 THRU 18260445 A182 SERIAL A182-0001 & ON		
		K---182 SERIAL 18260056 THRU 18260445 A182 SERIAL A182-0117 & ON		
		L---182 SERIAL 18260446 & ON		
		M---182 SERIAL 18260056 THRU 18261425 A182 SERIAL A182-0117 THRU A182-0136		
		N---182 SERIAL 18260840 & ON A182 SERIAL A182-0137 & ON		
		P---182 SERIAL 18260446 THRU 18261425 A182 SERIAL A182-0117 THRU A182-0136		
		Q---182 SERIAL 18260840 THRU 18261425 A182 SERIAL A182-0117 THRU A182-0136		
		R---182 SERIAL 18261426 & ON A182 SERIAL A182-0137 & ON		

This page intentionally left blank.

Cowl Flaps Control System

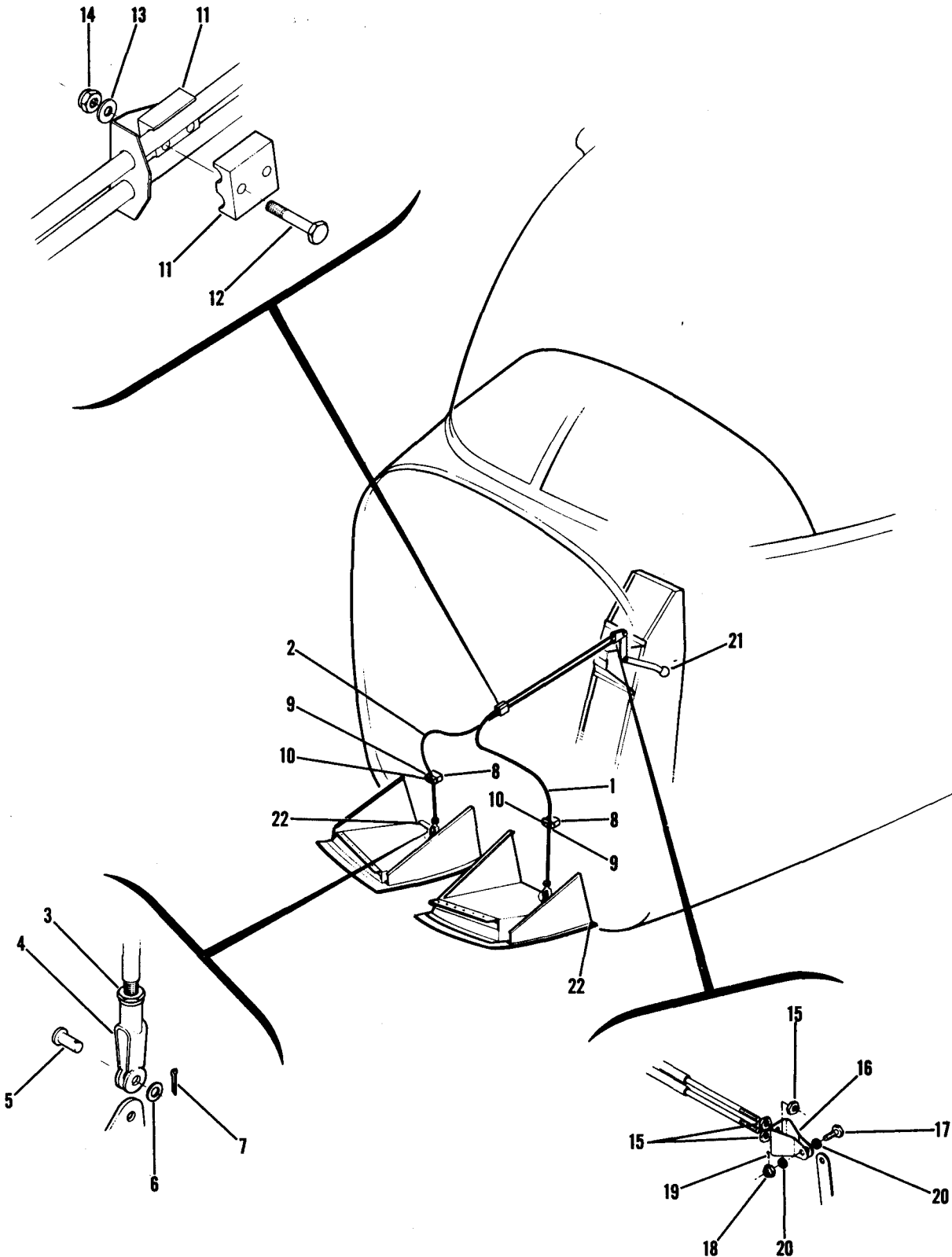
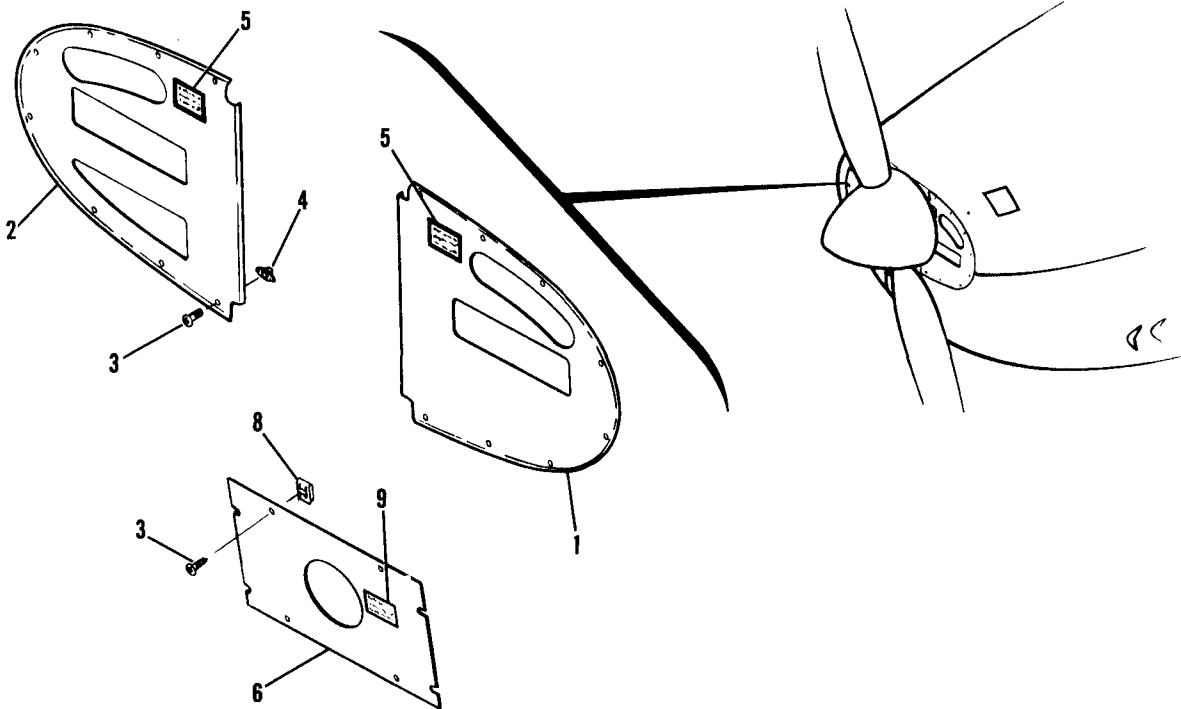


Figure 67. Cowl Flaps Control System Installation

FIGURE AND INDEX NO.	PART NUMBER	DESCRIPTION	UNITS PER ASSY	USABLE ON CODE
1 2 3 4 5 6 7				
67 -		COWL FLAPS CONTROL SYSTEM INSTALLATION -----	NP	
- 1	S1244-3	CONTROL-COWL FLAP LH -----	1	
- 2	S1244-4	CONTROL-COWL FLAP RH -----	1	
- 3	AN316-4	NUT -----	2	
- 4	AN486-4	CLEVIS -----	2	A
	1213079-1	CLEVIS -----	2	B
		ATTACHING PARTS		
- 5	MS20392-2C13	PIN -----	1	A
	AN3-10A	BOLT -----	1	B
- 6	AN960D10	WASHER -----	1	A
	AN960-10L	WASHER -----	2	B
- 7	CM2791	SNAP RING -----	10	
	MS21044N3	NUT -----	1	B
		*-----		
- 8	0713307-1	MOUNT -----	2	
- 9	0713307-2	CLAMP -----	2	
		ATTACHING PARTS		
-10	AN520-10R26	SCREW -----	2	
	AN960-10L	WASHER -----	2	
	MS21044N3	NUT -----	2	
		*-----		
-11	1213037-1	CLAMP -----	2	
		ATTACHING PARTS		
-12	AN3-11A	BOLT -----	1	
-13	AN960-10L	WASHER -----	1	
-14	MS21044N3	NUT -----	1	
		*-----		
-15	AN316-4R	NUT -----	4	
-16	0713701-2	CLEVIS -----	1	
		ATTACHING PARTS		
-17	AN4-5	BOLT -----	1	
-18	AN310-4	NUT -----	1	
-19	MS24665-134	PIN-COTTER -----	1	
-20	AN960-416L	WASHER -----	2	
		*-----		
-21	SEE FIG 75	CONSOLE INSTALLATION -----	1	
-22	S1929-1	BUMPER AUV -----	2	
A---182 SERIAL 18253599 THRU 18254386 B---182 SERIAL 18254387 & ON A182 SERIAL A182-0001 & ON				

Winterization

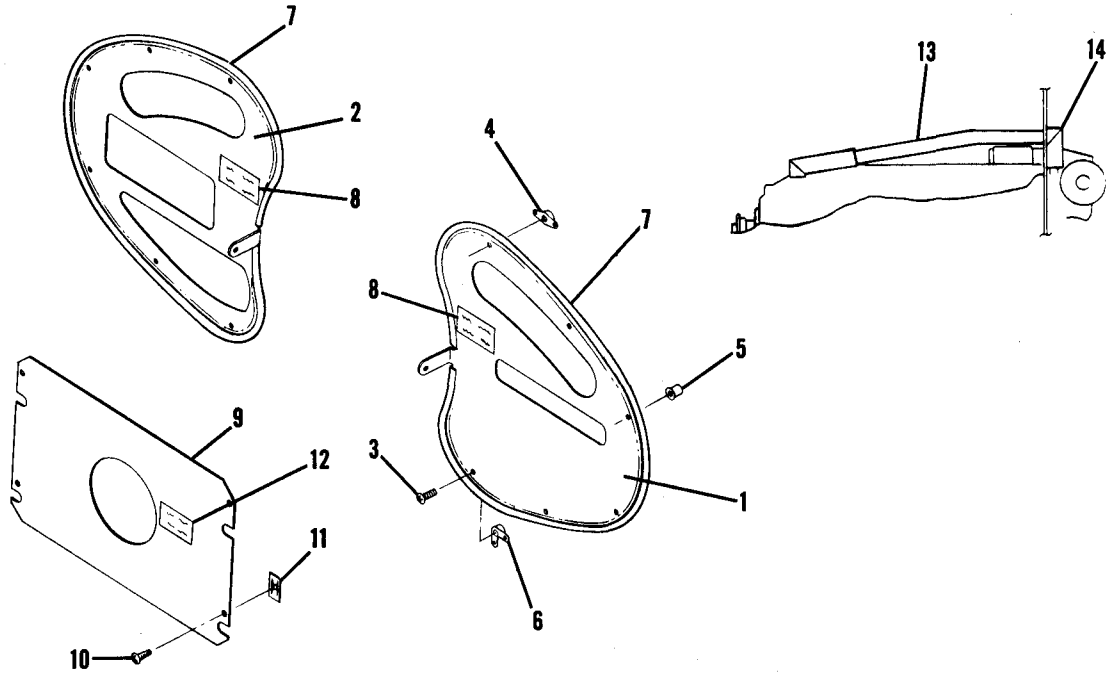


182 SERIAL 18253599 THRU 18255844

Figure 68. Winterization Equipment Installation

FIGURE AND INDEX NO.	PART NUMBER	DESCRIPTION	UNITS PER ASSY	USABLE ON CODE
		1 2 3 4 5 6 7		
68 -		WINTERIZATION EQUIPMENT INSTALLATION -----	NP	A
- 1	0700319-10	COVER ASSEMBLY-COWL LH -----	1	
- 2	0700319-11	COVER ASSEMBLY-COWL RH -----	1	
		ATTACHING PARTS -----		
- 3	AN515-8R8	SCREW -----	8	
- 4	A08K75	RIVNUT GD -----	8	
		-----*		
- 5	0700319-12	PLACARD-WINTERIZATION -----	1	
- 6	0700313-64	COVER ASSEMBLY -----	1	
		ATTACHING PARTS -----		
- 7	S102128-6	SCREW -----	4	
- 8	NAS395-12-3	NUT -----	4	
		-----*		
- 9	0700319-13	PLACARD-WINTERIZATION -----	1	
	0700313-25	COVER ASSEMBLY-MANIFOLD TUBE -----	1	
		A---182 SERIAL 18253599 THRU 18255844		

Winterization (Cont)

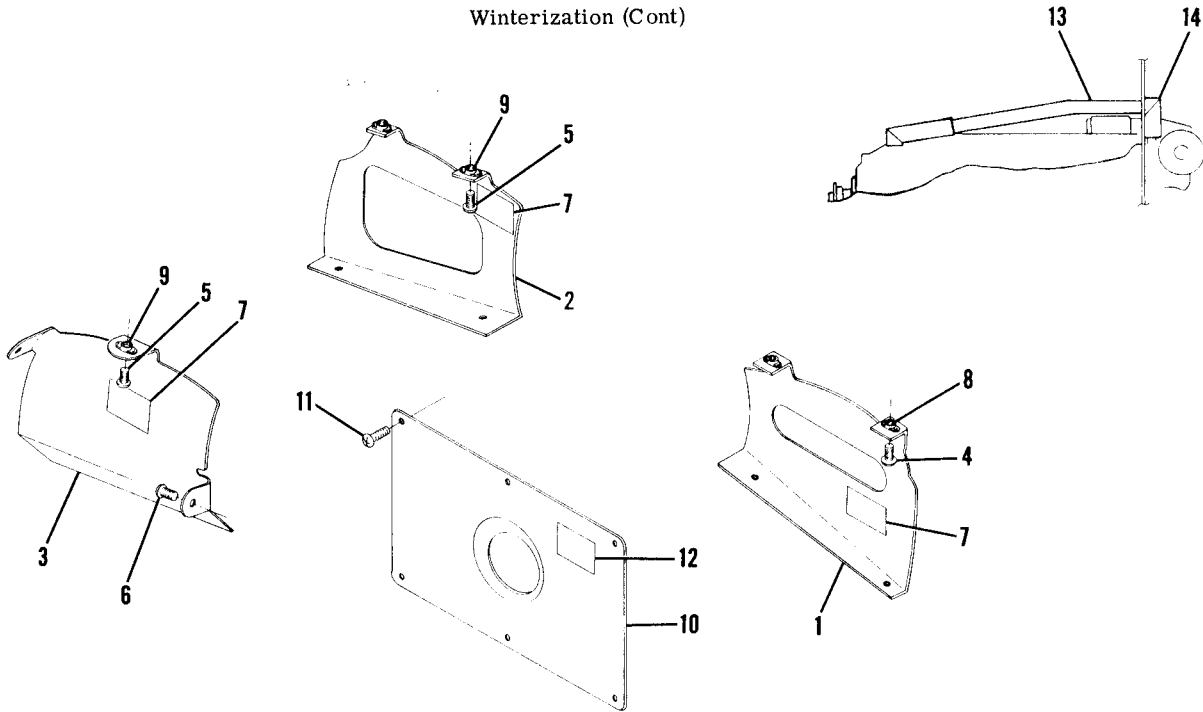


182 SERIAL 18255845 THRU 18260055

Figure 68A. Winterization Equipment Installation

FIGURE AND INDEX NO.	PART NUMBER	DESCRIPTION	UNITS PER ASSY	USABLE ON CODE
		1 2 3 4 5 6 7		
68A-		WINTERIZATION EQUIPMENT INSTALLATION		
- 1	0700734-3	COVER ASSEMBLY-COWL LH	NP	A
- 2	0700734-4	COVER ASSEMBLY-COWL RH	1	
		ATTACHING PARTS		
- 3	AN515-8R8	SCREW	6	
- 4	NAS680A08	NUT	1	
- 5	A08K75	RIVNUT GD	2	
		RIVNUT GD	2	
- 6	NAS698A08	NUT GD	1	
		★		
- 7	S202VW	SEAL 33 IN LG BULK ITEM REF S202V3300W	1	
- 8	0700319-12	PLACARD	1	B
	1205043-1	PLACARD	1	C
- 9	0700313-64	COVER	1	
		ATTACHING PARTS		
-10	S1021Z8-6	SCREW	4	
-11	A1049-8Z-3	NUT TIN	4	
		★		
-12	0700319-13	PLACARD	1	B
	0505009-2	PLACARD	1	C
-13	1200191-200	TUBE-WINTERIZATION	1	
-14	1200191-201	TUBE-WINTERIZATION	1	
		A---182 SERIAL 18255845 THRU 18260055 A182 SERIAL A182-0001 THRU A182-0116		
		B---182 SERIAL 18255845 THRU 18259305 A182 SERIAL A182-0001 THRU A182-0116		
		C---182 SERIAL 18259306 THRU 18260055		

Winterization (Cont)

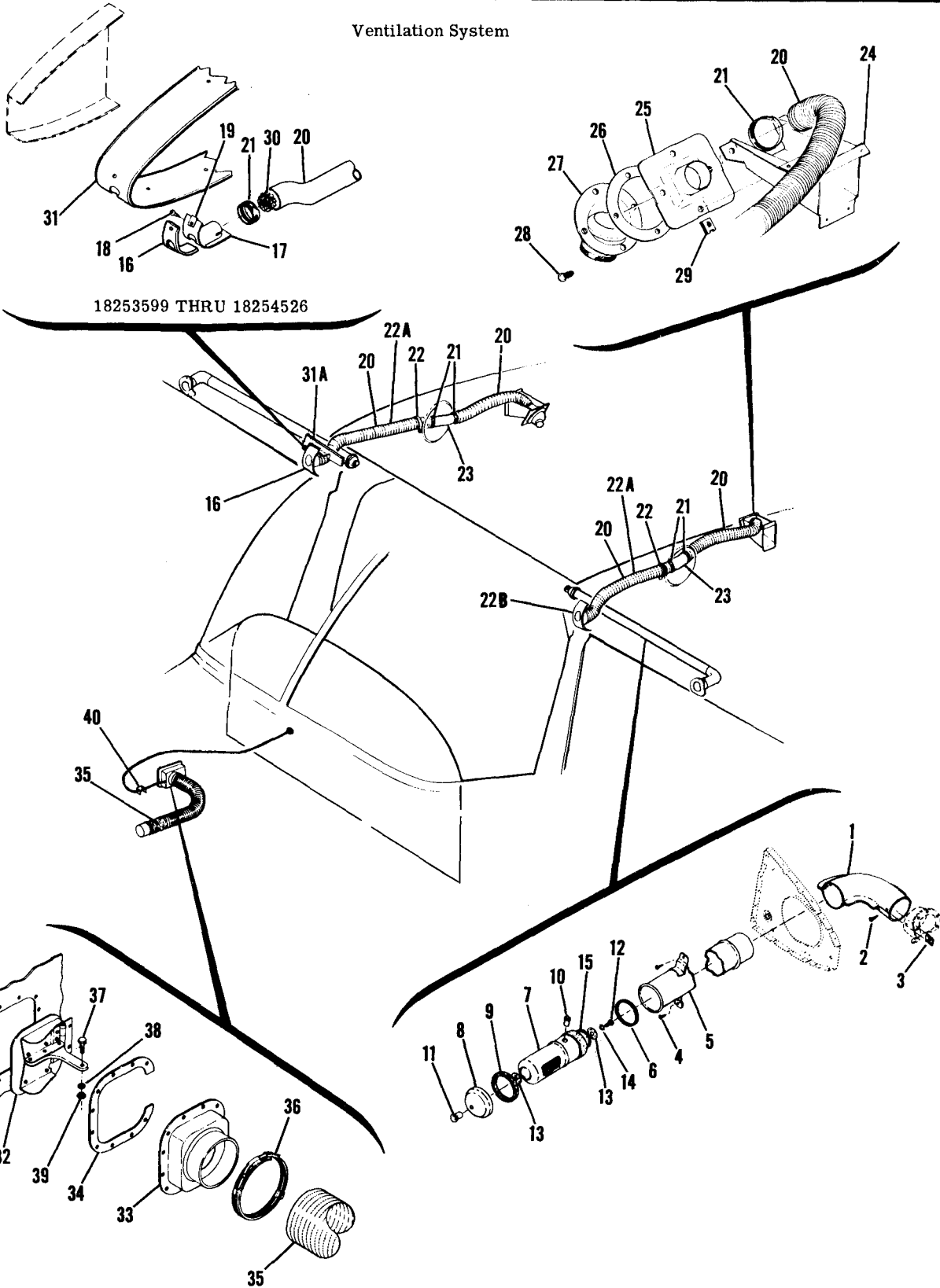


182 SERIAL 18260056 & ON
Figure 68B. Winterization Equipment Installation

FIGURE AND INDEX NO.	PART NUMBER	DESCRIPTION	UNITS PER ASSY	USABLE ON CODE
68B-		1 2 3 4 5 6 7		
		WINTERIZATION EQUIPMENT INSTALLATION -----	NP	A
- 1	0752641-1	COVER ASSEMBLY-WINTERIZATION KIT LH -----	1	
- 2	0752641-2	COVER ASSEMBLY-WINTERIZATION KIT RH -----	1	B
- 3	0752643-1	COVER ASSEMBLY-WINTERIZATION KIT RH -----	1	C
		ATTACHING PARTS		
- 4	AN520-10R6	SCREW LH -----	4	
	AN960D10L	WASHER LH -----	4	
- 5	AN520-10R6	SCREW RH -----	4	B
	AN960D10L	WASHER RH -----	4	B
	AN520-10R6	SCREW RH -----	2	C
	AN960D10L	WASHER RH -----	2	C
- 6	AN520-10R8	SCREW RH -----	1	C
		-----*		
- 7	1205043-1	PLACARD-WINTERIZATION -----	1	
- 8	NAS680A3	NUTPLATE LH -----	4	
- 9	NAS680A3	NUTPLATE RH -----	4	B
	NAS680A3	NUTPLATE -----	2	C
-10	0752641-7	COVER ASSEMBLY-FILTER -----	1	
		ATTACHING PARTS		
-11	AN509-10R8	SCREW -----	6	
		-----*		
-12	1205043-1	PLACARD-WINTERIZATION -----	1	
-13	1200191-200	TUBE-WINTERIZATION -----	1	
-14	1200191-201	TUBE-WINTERIZATION -----	1	
		A---182 SERIAL 18260056 & ON A182 SERIAL A182-0117 & ON B---182 SERIAL 18260056 THRU 18260445 A182 SERIAL A182-0117 & ON C---182 SERIAL 18260446 & ON		

This page intentionally left blank.

Ventilation System



182 SERIAL 18253599 THRU 18257625

Figure 69. Cabin Ventilation System

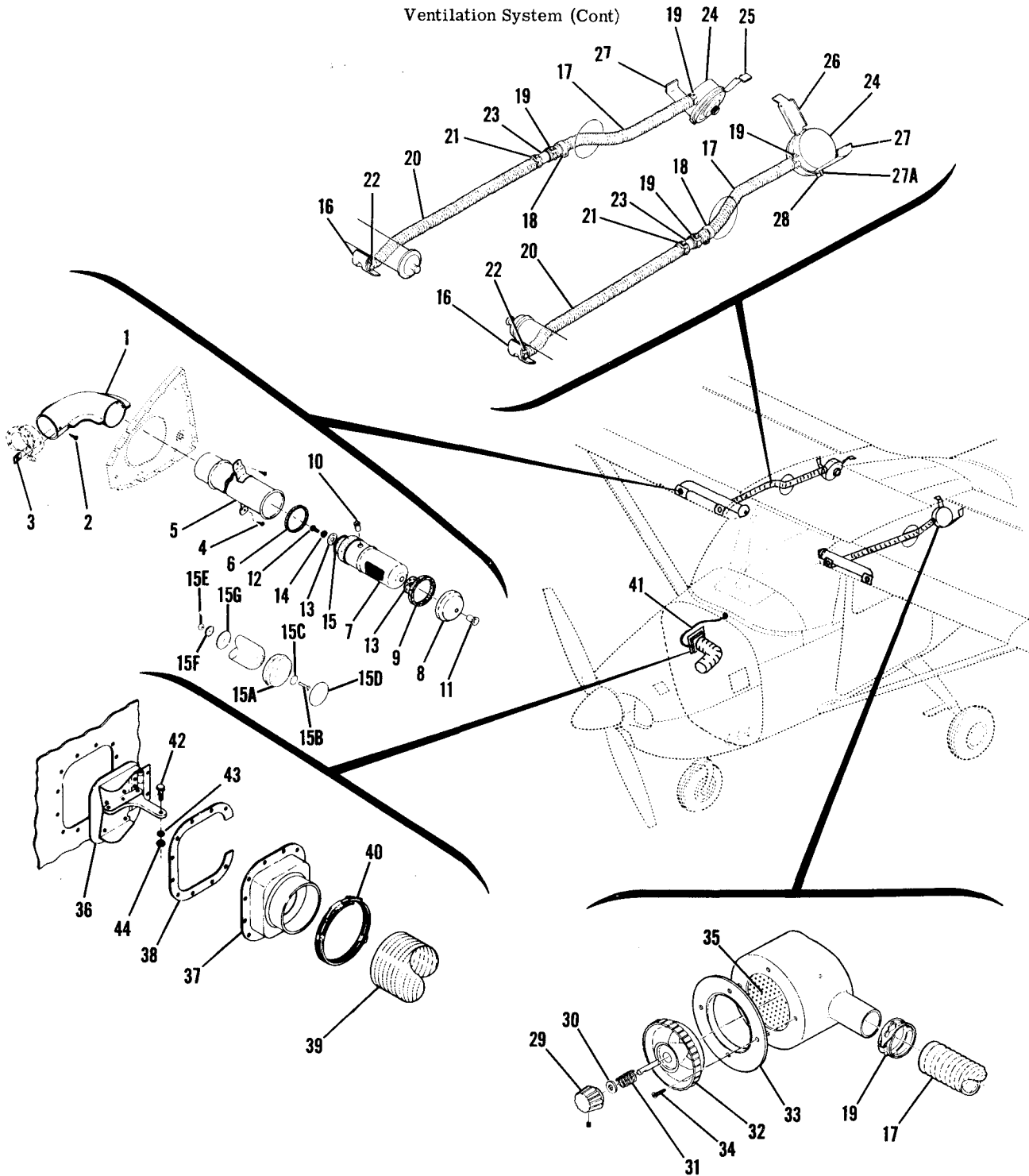
FIGURE AND INDEX NO.	PART NUMBER	DESCRIPTION	UNITS PER ASSY	USABLE ON CODE
		1 2 3 4 5 6 7		
69 -		CABIN VENTILATION SYSTEM -----	NP	
- 1	0450314	FITTING-CABIN VENTILATION -----	2	
		ATTACHING PARTS -----		
- 2	S1021Z8-8	SCREW -----	1	
- 3	NAS446-4-3	NUT -----	1	
		-----*		
	0413163-31	OUTLET ASSEMBLY-RH -----	1	
	0413163-200	OUTLET ASSEMBLY-LH -----	1	
		ATTACHING PARTS -----		
- 4	S1021Z8-6	SCREW -----	2	
		-----*		
- 5	0413163-28	TUBE ASSEMBLY-RH -----	1	
	0413163-27	TUBE ASSEMBLY-LH -----	1	
- 6	0413163-7	SEAL-FELT -----	1	
- 7	0413163-18	OUTLET-CABIN VENTILATION -----	1	
- 8	0413163-11	CAP ASSEMBLY-OUTLET -----	1	
- 9	S1441-2-6.56	SEAL-CAP -----	1	
-10	S2024-1	CATCH-BULLET -----	2	
-11	0713303-2	KNOB-CAP -----	1	
		ATTACHING PARTS -----		
-12	AN515-8R8	SCREW -----	1	
-13	0413228	WASHER -----	2	
-14	AN936A8	WASHER -----	1	
-15	0413347-1	WASHER -----	1	
		-----*		
		REAR SEAT VENTS INSTALLATION -----	NP	
-16	0700322-4	SEAL-ADAPTER -----	2	D
-17	0700325-2	ADAPTER -----	2	D
		ATTACHING PARTS -----		
-18	S1022Z8-8	SCREW -----	2	D
-19	NAS396-6-3	NUT -----	2	D
		-----*		
-20	S1053E8T	HOSE 18.5 IN LG BULK ITEM REF S-1053E8T18.50 --	4	D
	S1053E8T	HOSE 22.0 IN LG BULK ITEM REF S1053E8T22.0 ----	2	E
		ATTACHING PARTS -----		
-21	NAS397-18	CLAMP -----	2	
-22	S1485D17U	CLAMP -----	1	
	S1021Z8-10	SCREW -----		
		-----*		
-22A	S1053E10T	HOSE 32.0 IN LG BULK ITEM REF S1053E10T32.0 ----	2	E
		ATTACHING PARTS -----		
-22B	AN737TW46	CLAMP -----	1	E
	NAS397-22	CLAMP -----	1	E
		-----*		
-23	0700626-1	TUBE-AIR DUCT DRAIN -----	1	D
	1200691-1	TUBE-AIR DUCT DRAIN -----	1	E
-24	0710604-1	SUPPORT ASSEMBLY -----	2	
-25	0700327-1	ADAPTOR -----	2	
-26	1213043-1	GASKET -----	2	
-27	0813610-3	VALVE -----	1	B
	S1646-1	VALVE -----	1	C
		ATTACHING PARTS -----		
-28	S1021Z6-10C	SCREW -----	4	
-29	A1793-6Z3	NUT -----	4	
		-----*		
-30	1200018-1	ELEMENT -----	1	A
	1200018-2	ELEMENT-FILTER ALT -----	2	A
-31	0720615-7	FILLET ASSEMBLY-LH -----	1	D
	0720615-8	FILLET ASSEMBLY-RH -----	1	D
-31A	1213618-1	RETAINER-HOSE LH -----	1	
	1213618-2	RETAINER-HOSE RH -----	1	

CONTINUED ON NEXT PAGE

FIGURE AND INDEX NO.	PART NUMBER	DESCRIPTION	UNITS PER ASSY	USABLE ON CODE
		1 2 3 4 5 6 7		
69 -		OUTSIDE AIR VENT INSTALLATION-FORWARD -----	NP	
-32	0713135-1	DOOR ASSEMBLY-AIR VENT -----	1	
-33	0713139-1	INLET ASSEMBLY-AIR VENT -----	1	
-34	0713140-1	SEAL -----	1	
-35	S1053E24T	HOSE 14.00 IN LG BULK ITEM REF S-1053E24T14.00- ATTACHING PARTS	1	
-36	NAS398-50	CLAMP -----	2	
	S1241-4	*----- CONTROL ASSEMBLY-FORWARD AIR VENT ----- ATTACHING PARTS	1	
-37	0450311-5	CLAMP -----	1	
-38	AN960-10L	WASHER -----	1	
-39	MS21044N3	NUT -----	1	
		*-----		
-40	0450286	CLIP -----	1	
		A---182 SERIAL 18253599 THRU 18253961 B---182 SERIAL 18253599 THRU 18254404 C---182 SERIAL 18254405 THRU 18257625 A182 SERIAL A182-0001 THRU A182-0056 D---182 SERIAL 18253599 THRU 18254526 E---182 SERIAL 18254527 THRU 18257625 A182 SERIAL A182-0001 THRU A182-0056		

FIGURE AND INDEX NO.	PART NUMBER	DESCRIPTION	UNITS PER ASSY	USABLE ON CODE
69A-		1 2 3 4 5 6 7		
- 1	0450314	CABIN VENTILATION SYSTEM -----	NP	A
- 2	S1021Z8-8	FITTING-CABIN VENTILATION -----	2	
- 3	NAS446-4-3	ATTACHING PARTS -----		
		SCREW -----	1	
		NUT -----	1	
		*-----		
	0413163-31	OUTLET ASSEMBLY-RH -----	1	B
	0413163-200	OUTLET ASSEMBLY-LH -----	1	B
	0413163-204	OUTLET ASSEMBLY-RH -----	1	C
	0413163-203	OUTLET ASSEMBLY-LH -----	1	C
		ATTACHING PARTS -----		
- 4	S1021Z8-6	SCREW -----	2	
		*-----		
- 5	0413163-28	TUBE ASSEMBLY-RH -----	1	
	0413163-27	TUBE ASSEMBLY-LH -----	1	
- 6	0413163-7	SEAL-FELT -----	1	
- 7	0413163-18	OUTLET-CABIN VENTILATION -----	1	
- 8	0413163-11	CAP ASSEMBLY-OUTLET -----	1	B
- 9	S1441-2-6.56	SEAL-CAP -----	1	B
-10	S2024-1	CATCH-BULLET -----	2	B
-11	0713303-2	KNOB-CAP -----	1	B
		ATTACHING PARTS -----		
-12	AN515-8R8	SCREW -----	1	B
-13	0413228	WASHER -----	2	B
-14	AN936A8	WASHER -----	1	B
-15	0413347-1	WASHER -----	1	B
		*-----		
CONTINUED ON NEXT PAGE				

Ventilation System (Cont)



182 SERIAL 18257626 & ON

Figure 69A. Cabin Ventilation System

FIGURE AND INDEX NO.	PART NUMBER	DESCRIPTION	UNITS PER ASSY	USABLE ON CODE
		1 2 3 4 5 6 7		
69A-		REAR SEAT VENTS INSTALLATION -----	NP	
-15A	S1834-1	KNOB -----	1	C
-15B	AN507-1032R12	SCREW -----	1	C
-15C	S290D1032	WASHER -----	1	C
-15D	S1780-8	INSERT -----	1	C
-15E	MS21044N3	NUT -----	1	C
-15F	0413228	WASHER -----	1	C
-15G	S1450-5A24-040	WASHER -----	1	C
		REAR SEAT VENTS INSTALLATION -----	NP	
-16	1200637-2	SCOOP-AIR -----	2	
-17	S1053E8T	HOSE 12.00 IN LG BULK ITEM REF S1053E8T12.00 --	2	
		ATTACHING PARTS		
-18	S1485D17U	CLAMP -----	1	
	S1021Z8-10	SCREW -----	1	
-19	S1693-2	CLAMP -----	2	
		*-----		
-20	S1053E10T	HOSE 31.00 IN LG BULK ITEM REF S1053E10T31.00 -	2	
		ATTACHING PARTS		
-21	S1693-2	CLAMP -----	1	
-22	S1693-2	CLAMP -----	1	
		*-----		
-23	1200691-1	TUBE-AIR DUCT DRAIN -----	2	
-24	0710013-4	SILENCER ASSEMBLY-AIR VENT -----	2	
		ATTACHING PARTS		
-25	0710014-4	BRACKET ASSEMBLY-RH -----	1	F
-26	0710014-3	BRACKET ASSEMBLY-LH -----	1	F
	0513420-3	BRACKET -----	2	F
-27	0710014-1	BRACKET -----	2	F
	0710014-15	BRACKET -----	2	F
-27A	0710014-12	CLAMP -----	2	G
-28	AN515-8-10	SCREW -----	1	
	AN960-8	WASHER -----	1	
	NAS679A08	NUT -----	1	
		*-----		
-29	S1728-1	KNOB-SILENCER -----	1	
-30	AN960-10L	WASHER -----	1	
-31	0710015-13	SPRING-SILENCER -----	1	
		OUTSIDE AIR VENT INSTALLATION-FORWARD -----	NP	
-32	0713250-1	KNOB-SILENCER -----	1	
-33	0710014-8	ESCUTCHEON-SILENCER -----	1	
		ATTACHING PARTS		
-34	S1023A6-6C	SCREW -----	4	
		*-----		
-35	0710015-6	INSULATOR -----	1	
-36	0713135	DOOR ASSEMBLY-AIR VENT -----	1	
-37	0713139	INLET ASSEMBLY-AIR VENT -----	1	
-38	0713140-1	SEAL-AIR VENT -----	1	
		*-----		
-39	S1053E24T	HOSE-14.00 IN LG BKI REF S1053E24T14.00 -----	1	
		ATTACHING PARTS		
-40	NAS398-50	CLAMP -----	2	
		*-----		
-41	SEE NOTE *	CONTROL ASSEMBLY-FORWARD AIR VENT -----	1	
		ATTACHING PARTS		
-42	0450311-5	CLAMP -----	1	
-43	AN960-10L	WASHER -----	1	
-44	MS21044N3	NUT -----	1	
		*-----		

NOTE. *REFER TO APPLICABLE INSTRUMENT PANEL FIGURE.

- A---182 SERIAL 18257626 & ON
A182 SERIAL A182-0057 & ON
- B---182 SERIAL 18257626 THRU 18259305
A182 SERIAL A182-0057 THRU A182-0116
- C---182 SERIAL 18259306 & ON
A182 SERIAL A182-0117 & ON
- D---182 SERIAL 18257626 THRU 18259423
A182 SERIAL A182-0057 THRU A182-0116
- E---182 SERIAL 18259424 & ON
A182 SERIAL A182-0117 & ON
- F---182 SERIAL 18257626 THRU 18260445
A182 SERIAL A182-0057 & ON
- G---182 SERIAL 18260446 & ON

Heating System

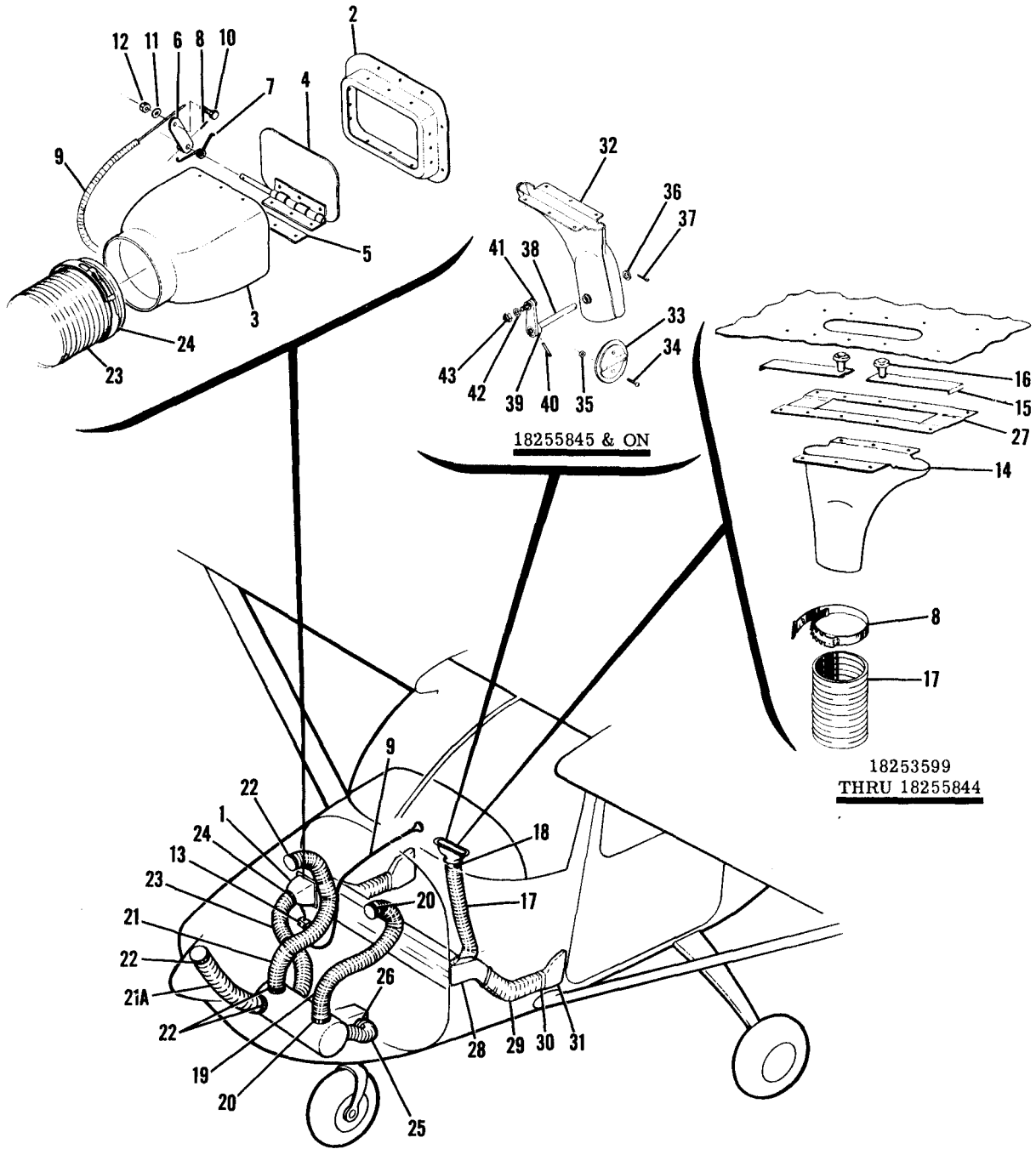


Figure 70. Cabin Heating & Defrosting System

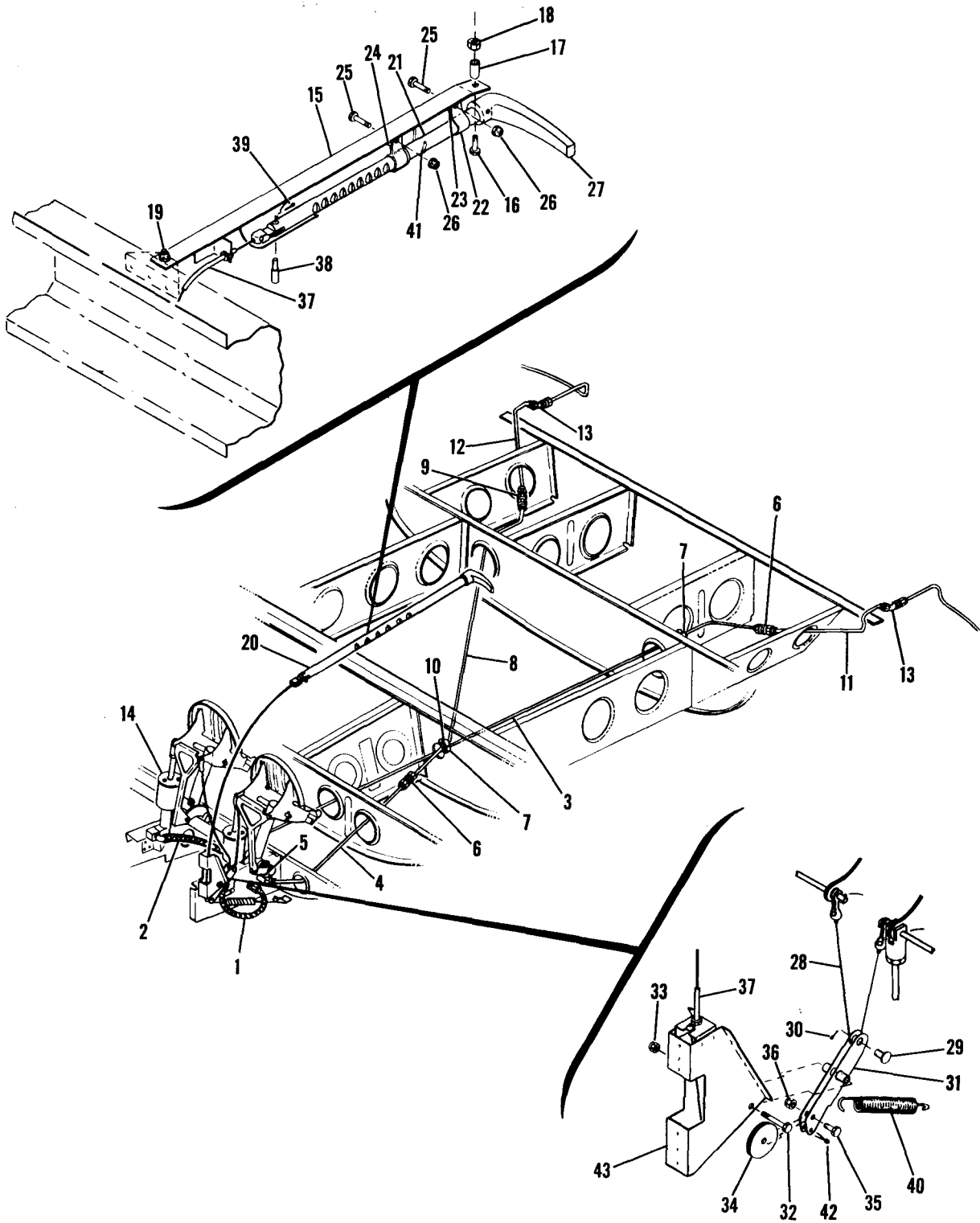
FIGURE AND INDEX NO.	PART NUMBER	DESCRIPTION	UNITS PER ASSY	USABLE ON CODE
		1 2 3 4 5 6 7		
70 -		CABIN HEATING & DEFROSTING SYSTEM -----	NP	
- 1	0753011-1	VALVE ASSEMBLY-WARM AIR -----	1	
- 2	0753010-1	SEAT-WARM AIR VALVE -----	1	
- 3	1253032-1	BODY ASSEMBLY-VALVE -----	1	
- 4	1253034-1	VALVE PLATE ASSEMBLY -----	1	
- 5	1253040-1	SHIM -----	1	
	1253033-2	REINFORCEMENT -----	1	
- 6	1253037-1	ARM-CONTROL -----	1	
		ATTACHING PARTS -----		
- 7	1253041-1	SPRING -----	1	
- 8	NAS561C2-8	ROLL PIN -----	1	
		-----*		
- 9	S1241-3	CONTROL-CABIN HEAT -----	1	
		ATTACHING PARTS -----		
-10	0450311-5	CLAMP -----	1	
-11	AN960-10L	WASHER -----	1	
-12	MS21044N3	NUT -----	1	
		-----*		
-13	0713307-2	CLAMP -----	1	
	0713307-1	MOUNT -----	1	
		ATTACHING PARTS -----		
	AN520-10R28	SCREW -----	2	
	AN960-10L	WASHER -----	2	
	MS21044N3	NUT -----	2	
		-----*		
-14	0713003-45	NOZZLE ASSEMBLY-DEFROSTER -----	1	C
-15	0713019-94	VALVE ASSEMBLY-DEFROSTER -----	1	C
-16	0713303-2	KNOB-DEFROSTER VALVE ASSEMBLY -----	1	
		ATTACHING PARTS -----		
	AN515-8R4	SCREW -----	1	
	AN936A8	WASHER -----	1	
		-----*		
-17	S1053E16T	HOSE 24.00 IN LG BKI REF S1053E16T24.00 -----	1	
		ATTACHING PARTS -----		
-18	NAS397-32-1	CLAMP TIN -----	2	
		-----*		
-19	S1053K20T	HOSE 50.0 IN LG BKI REF S1053K20T50.0 -----	1	A
		ATTACHING PARTS -----		
-20	NAS398-42	CLAMP -----	2	
		-----*		
-21	S1053K24T	HOSE 38.0 IN LG BKI REF S1053K24T38.0 -----	1	E
	S1053K24T	HOSE 50.0 IN LG BKI REF S1053K24T50.0 -----	1	E
-21A	S1053K24T	HOSE 16.0 IN LG BKI REF S1053K24T16.0 -----	1	F
		ATTACHING PARTS -----		
-22	NAS398-50	CLAMP -----	2	
	AN742D36	CLAMP -----	1	G
	AN742D50	CLAMP -----	1	G
	S1021Z10-8	SCREW -----	1	G
	NAS488-10	NUT -----	1	G
		-----*		
-23	S1053E24T	HOSE 25.50 IN LG BKI REF S1053E24T25.50 -----	1	
		ATTACHING PARTS -----		
-24	NAS398-50	CLAMP -----	2	
		-----*		
-25	S1053K20T	HOSE 17.50 IN LG BKI REF S1053K20T17.50 -----	1	A
	S1053K20T	HOSE 26.0 IN LG BKI REF S1053K20T26.0 -----	1	B
		ATTACHING PARTS -----		
-26	NAS398-42	CLAMP -----	2	
		-----*		
-27	0713019-7	VALVE GUIDE-DEFROST -----	1	C
-28	0713719-1	ADAPTER-HEATER DUCT LH -----	1	
	0713719-2	ADAPTER-HEATER DUCT RH -----	1	
-29	S1110ET	DUCT 19.5 IN LG BKI REF S1110ET19.50 -----	2	
		ATTACHING PARTS -----		
-30	S1026BG10.90X	CLAMP -----	2	
		-----*		
-31	1250503-1	DUCT-HOT AIR OUTLET LH -----	1	
	1250503-2	DUCT-HOT AIR OUTLET RH -----	1	

CONTINUED ON NEXT PAGE

FIGURE AND INDEX NO.	PART NUMBER	DESCRIPTION	UNITS	USABLE
			PER ASSY	ON CODE
		1 2 3 4 5 6 7		
70 -32	0713952-1	NOZZLE ASSEMBLY-DEFROST -----	1	D
-33	1250116-1	VALVE ASSEMBLY-DEFROST -----	1	D
		ATTACHING PARTS		
-34	AN515-6R10	SCREW -----	2	D
-35	NAS679A06	NUT -----	2	D
		---*---		
	1250115-3	LEVER ASSEMBLY-VALVE -----	1	D
		ATTACHING PARTS		
-36	AN960-416L	WASHER -----	1	
-37	MS24665-132	COTTER PIN -----	1	
		---*---		
-38	1250115-2	SHAFT -----	1	
-39	0713019-24	ARM ASSEMBLY -----	1	
-40	MS16562-16	ROLL PIN -----	1	
-41	0450311	CLAMP -----	1	
-42	AN960-10L	WASHER -----	1	
-43	MS21044N3	NUT -----	1	
<p>NOTE. *THIS HOSE REPLACES S1053K24T38.0 WHEN OIL FILTER IS INSTALLED</p> <p>A---182 SERIAL 18253599 THRU 18254423 B---182 SERIAL 18254424 & ON A182 SERIAL A182-0001 & ON C---182 SERIAL 18253599 THRU 18255844 D---182 SERIAL 18255845 & ON A182 SERIAL A182-0001 & ON E---182 SERIAL 18253599 THRU 18260445 A182 SERIAL A182-0001 & ON F---182 SERIAL 18260446 & ON G---182 SERIAL 18260826 & ON A182 SERIAL A182-0137 & ON</p>				

This page intentionally left blank.

Brake System



182 SERIAL 18253599 THRU 18258399

Figure 71. Brake System Installation

FIGURE AND INDEX NO.	PART NUMBER	DESCRIPTION	UNITS PER ASSY	USABLE ON CODE		
					1	2
71 -		BRAKE SYSTEM INSTALLATION -----	NP			
- 1	S1167-4-0100	HOSE ASSEMBLY-MASTER CYLINDER TO ELBOW LH -----	1			
		ATTACHING PARTS -----				
	AN921-4D	ELBOW -----	1			
	MS28778-4	GASKET -----	1			
	AN924-4D	NUT -----	1			
		-----*				
- 2	S1167-4-0090	HOSE ASSEMBLY-MASTER CYLINDER TO ELBOW RH -----	1			
		ATTACHING PARTS -----				
	1400104-1	FITTING -----	1			
	AN921-4D	ELBOW -----	1			
	MS28778-4	GASKET -----	2			
	AN924-4D	NUT -----	2			
		-----*				
- 3	0700099-8	LINE ASSEMBLY-BRAKE LH -----	1			
- 4	0700099-9	LINE ASSEMBLY-BRAKE RH -----	1			
		ATTACHING PARTS -----				
- 5	AN837-4D	ELBOW -----	1			
	AN960-716	WASHER -----	1			
	AN924-4D	NUT -----	1			
- 6	AN815-4D	UNION -----	1			
- 7	S1486DG3U	CLAMP LH ONLY -----	2			
	S1021Z8-10	SCREW LH ONLY -----	2			
		-----*				
- 8	0700099-10	LINE ASSEMBLY-BRAKE RH -----	1			
		ATTACHING PARTS -----				
- 9	AN815-4D	UNION -----	1			
-10	MS21919DG4	CLAMP -----	1			
		-----*				
-11	0700099-11	LINE ASSEMBLY-BRAKE LH -----	1	A		
	0700099-57	LINE ASSEMBLY-BRAKE LH -----	1	B		
-12	0700099-12	LINE ASSEMBLY-BRAKE RH -----	1	A		
	0700099-56	LINE ASSEMBLY-BRAKE RH -----	1	B		
		ATTACHING PARTS -----				
-13	AN837-4D	ELBOW -----	1	A		
	AN924-4D	NUT -----	1	A		
	AN960-716	WASHER -----	1	A		
	AN815-4D	UNION -----	1	B		
		-----*				
-14	SEE FIG 73	MASTER CYLINDER INSTALLATION -----	1			
-15	0713693-2	PARKING BRAKE INSTALLATION -----	NP			
		SUPPORT ASSEMBLY-PARK BRAKE -----	1			
		ATTACHING PARTS -----				
-16	AN3-10A	BOLT -----	1			
-17	NAS43DD3-32	SPACER -----	1			
-18	MS21044N3	NUT -----	2			
-19	AN3-3A	BOLT -----	1			
		-----*				
-20	0813150-55	HANDLE ASSEMBLY-PARKING BRAKE -----	1			
		ATTACHING PARTS -----				
-21	0813156-4	HOUSING ASSEMBLY-BRAKE -----	1			
-22	0713070-25	CLAMP -----	1			
-23	C713070-32	SPACER -----	1			
-24	0713070-15	SPACER -----	1			
-25	AN3-5A	BOLT -----	2			
-26	MS21044N3	NUT -----	2			
		-----*				
-27	0811490-6	HANDLE-PARKING BRAKE -----	1			
	0813150-54	TUBE-PARKING BRAKE -----	1			
	NAS561-5-12	ROLL PIN EN -----	1			
-28	0510105-85	CABLE -----	1			
-29	MS20392-4C13	PIN -----	1			
-30	MS24665-281	PIN-COTTER -----	1			

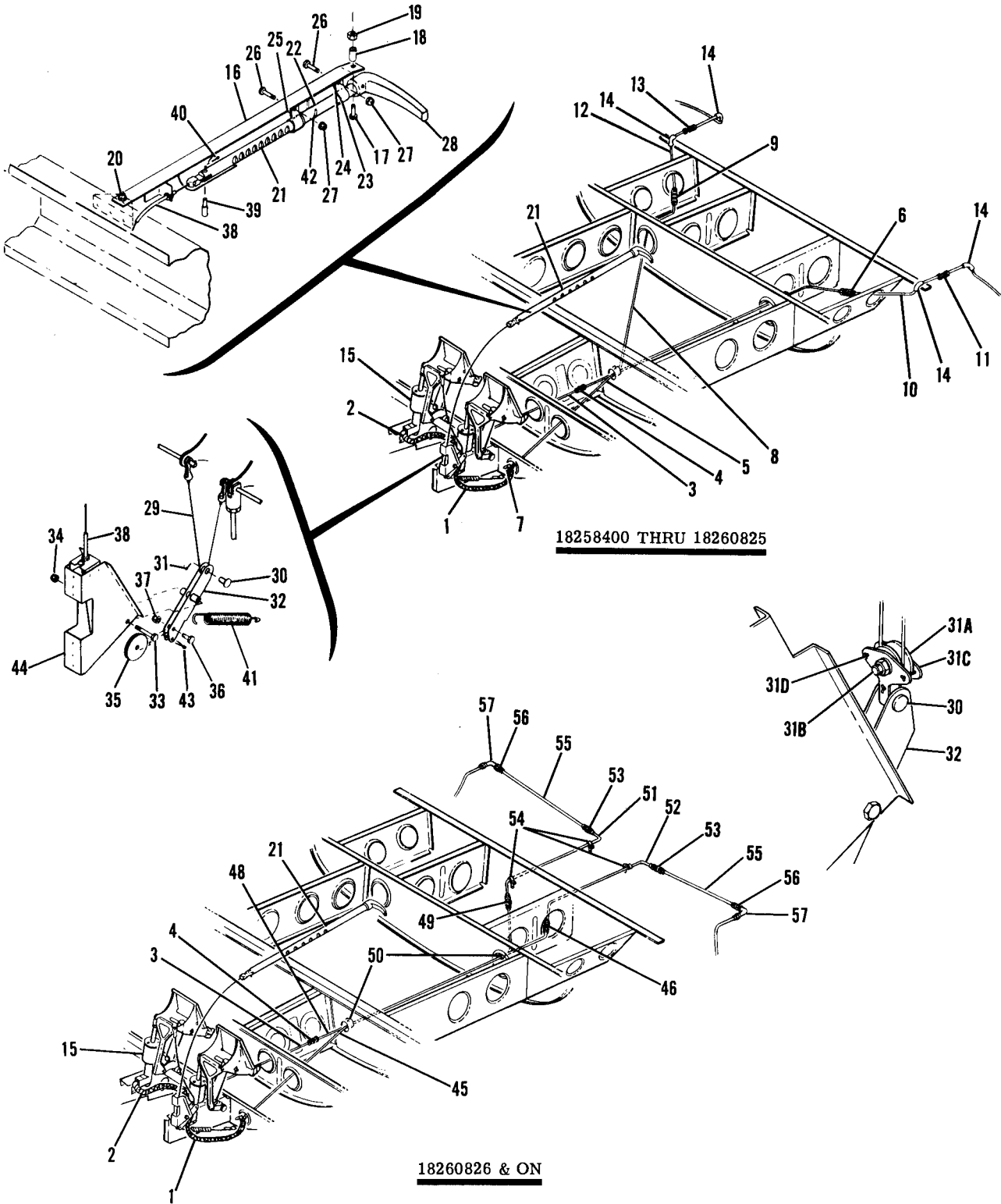
CONTINUED ON NEXT PAGE

FIGURE AND INDEX NO.	PART NUMBER	DESCRIPTION	UNITS PER ASSY	USABLE ON CODE
		1 2 3 4 5 6 7		
71 -31	0713070-9	BELLCRANK ASSEMBLY -----	1	
		ATTACHING PARTS -----		
-32	AN3-13A	BOLT -----	1	
	0713070-19	SPACER -----	1	
-33	MS21044N3	NUT -----	1	
		*-----		
-34	S378-1L	PULLEY -----	1	
		ATTACHING PARTS -----		
-35	AN3-5A	BOLT -----	1	
-36	MS21044N3	NUT -----	1	
		*-----		
-37	0713693-3	CABLE ASSEMBLY -----	1	
	0713693-4	CABLE ASSEMBLY STAINLESS STEEL -----	1	
		ATTACHING PARTS -----		
-38	0713070-6	POSITIONING ARM -----	1	
-39	MS24665-132	PIN-COTTER -----	1	
		*-----		
-40	0713625-1	SPRING -----	1	
-41	0713070-24	CATCH -----	1	
-42	MS24665-132	PIN-COTTER -----	1	
-43	0713070-20	BRACKET-PARKING BRAKE CONTROL -----	1	
		A---182 SERIAL 18253599 THRU 18257007 A182 SERIAL A182-0001 THRU A182-0003		
		B---182 SERIAL 18257008 THRU 18258399 A182 SERIAL A182-0004 THRU 182-0096		

FIGURE AND INDEX NO.	PART NUMBER	DESCRIPTION	UNITS PER ASSY	USABLE ON CODE
		1 2 3 4 5 6 7		
71A-		BRAKE SYSTEM INSTALLATION -----	NP	A
- 1	S1810-1000	HOSE ASSEMBLY-BRAKE LINE -----	2	
		ATTACHING PARTS -----		
- 2	AN914-1D	ELBOW -----	2	
	S1743-2	CONNECTOR-FEMALE -----	2	
	MS28778-4	PACKING -----	2	
		*-----		
- 3	0700099-64	LINE ASSEMBLY-BRAKE WHEN EXHAUSTED USE 0700099-68 -----	1	B
	0700099-68	LINE ASSEMBLY-BRAKE WHEN EXHAUSTED USE 0700099-75 -----	1	C
	0700099-75	LINE ASSEMBLY-BRAKE -----	1	D
		ATTACHING PARTS -----		
- 4	AN815-3D	UNION -----	1	
	0713272-1	BRACKET -----	1	
	MS21919DG3	CLAMP -----	1	
	S1021Z8-6	SCREW -----	1	
	NAS446-4-3	NUTPLATE -----	1	
		*-----		
- 5	0700099-62	LINE ASSEMBLY-BRAKE WHEN EXHAUSTED USE 0700099-67 -----	1	B
	0700099-67	LINE ASSEMBLY-BRAKE WHEN EXHAUSTED USE 0700099-74 -----	1	C
	0700099-74	LINE ASSEMBLY-BRAKE -----	1	D
		ATTACHING PARTS -----		
- 6	AN815-3D	UNION -----	1	
- 7	0713272-1	BRACKET -----	1	
	MS21919DG3	CLAMP -----	1	
	S1021Z8-6	SCREW -----	1	
	NAS446-4-3	NUTPLATE -----	1	
		*-----		
- 8	0700099-63	LINE ASSEMBLY-BRAKE WHEN EXHAUSTED USE 0700099-71 -----	1	E
	0700099-71	LINE ASSEMBLY-BRAKE -----	1	J
		ATTACHING PARTS -----		
- 9	AN815-3D	UNION -----	1	
		*-----		
-10	0700099-60	LINE ASSEMBLY-BRAKE WHEN EXHAUSTED USE 0700099-69 -----	1	E
	0700099-69	LINE ASSEMBLY-BRAKE -----	1	J
		ATTACHING PARTS -----		
-11	AN815-3D	UNION -----	1	
		*-----		
-12	0700099-61	LINE ASSEMBLY-BRAKE WHEN EXHAUSTED USE 0700099-70 -----	1	E
	0700099-70	LINE ASSEMBLY-BRAKE -----	1	J
		ATTACHING PARTS -----		
-13	AN815-3D	UNION -----	1	
		*-----		
-14	S292-5-5	SLEEVE -----	4	H
-15	SEE FIG 73	MASTER CYLINDER INSTALLATION -----	1	
		PARKING BRAKE INSTALLATION -----	NP	
-16	0713693-2	SUPPORT ASSEMBLY-PARK BRAKE -----	1	
		ATTACHING PARTS -----		
-17	AN3-10A	BOLT -----	1	
-18	NAS43DD3-32	SPACER -----	1	
-19	MS21044N3	NUT -----	2	
-20	AN3-3A	BOLT -----	1	
		*-----		
-21	0813150-55	HANDLE ASSEMBLY-PARKING BRAKE -----	1	
		ATTACHING PARTS -----		
-22	0813156-4	HOUSING ASSEMBLY-BRAKE -----	1	
-23	0713070-25	CLAMP -----	2	
-24	0713070-32	SPACER -----	1	
-25	0713070-15	SPACER -----	1	
-26	AN3-6A	BOLT -----	2	
-27	MS21044N3	NUT -----	2	
		*-----		
-28	0811490-6	HANDLE-PARKING BRAKE -----	1	
	0813150-54	TUBE-PARKING BRAKE -----	1	
	NAS561-5-12	ROLL PIN EN -----	1	
-29	0510105-85	CABLE -----	1	F
	0510105-233	CABLE -----	1	G
-30	MS20392-4C13	PIN -----	1	
-31	MS24665-281	PIN-COTTER -----	1	
-31A	S1710-1	PULLEY -----	1	G
-31B	AN3-6A	BOLT -----	1	G
	MS21044N3	NUT -----	1	G
	AN960-10L	WASHER -----	1	G
	0411783	BUSHING -----	1	G
-31C	0713959-1	BRACKET ASSY -----	1	G
-31D	MS24665-134	COTTER PIN -----	1	G

CONTINUED ON NEXT PAGE

Brake System (Cont)



18258400 THRU 18260825

18260826 & ON

182 SERIAL 18258400 & ON

Figure 71A. Brake System Installation

FIGURE AND INDEX NO.	PART NUMBER	DESCRIPTION	UNITS PER ASSY	USABLE ON CODE
71A-32	0713070-9	BELLCRANK ASSEMBLY ----- ATTACHING PARTS -----	1	
-33	AN3-13A	BOLT -----	1	
	0713070-19	SPACER -----	1	
-34	MS21044N3	NUT ----- -----*	1	
-35	S378-1L	PULLEY ----- ATTACHING PARTS -----	1	
-36	AN3-5A	BOLT -----	1	
-37	MS21044N3	NUT -----	1	
-38	0713693-3	CABLE ASSEMBLY -----	1	
	0713693-4	CABLE ASSEMBLY STAINLESS STEEL ----- ATTACHING PARTS -----	1	
-39	0713070-6	POSITIONING ARM -----	1	
-40	MS24665-132	PIN COTTER ----- -----*	1	
-41	0713625-1	SPRING -----	1	
-42	0713070-24	CATCH -----	1	
-43	MS24665-132	PIN-COTTER -----	1	
-44	0713070-20	BRACKET-PARKING BRAKE CONTROL -----	1	
-45	0700099-87	LINE ASSEMBLY-BRAKE ----- ATTACHING PARTS -----	1	K
-46	AN815-3D	UNION -----	1	
-47	0713272-1	BRACKET -----	1	
	MS21919DG3	CLAMP -----	1	
	S1021Z8-6	SCREW -----	1	
	NAS446-4-3	NUTPLATE ----- -----*	1	
-48	0700099-86	LINE ASSEMBLY-BRAKE ----- ATTACHING PARTS -----	1	K
-49	AN815-3D	UNION ----- -----*	1	
-50	S1486DG4U	CLAMP -----	2	K
	MS21919DG4	CLAMP -----	2	K
	S1021Z8-10	SCREW -----	2	K
-51	0700099-88	LINE ASSY-BRAKE -----	1	K
-52	0700099-89	LINE ASSY-BRAKE ----- ATTACHING PARTS -----	1	K
-53	AN815-3D	UNION ----- -----*	1	
-54	S1486DG4L	CLAMP -----	3	K
	S1021Z8-10	SCREW -----	3	K
	AN743-12	BRACKET-SUPPORT CLAMP ----- ATTACHING PARTS -----	3	K
	AN515-6R8	SCREW -----	1	
	AN960-6L	WASHER -----	1	
	NAS679A06	NUT ----- -----*	1	
-55	0700099-90	LINE ASSEMBLY-BRAKE ----- ATTACHING PARTS -----	2	K
-56	AN924-3D	NUT -----	1	
	AN960PP616	WASHER -----	2	
-57	AN833-3D	ELBOW ----- -----*	1	
<p>A---182 SERIAL 18258400 & ON A182 SERIAL A182-0097 & ON</p> <p>B---182 SERIAL 18258400 THRU 18259574 A182 SERIAL A182-0097 THRU A182-0116</p> <p>C---182 SERIAL 18259575 THRU 18260101</p> <p>D---182 SERIAL 18260102 & ON A182 SERIAL A182-0117 & ON</p> <p>E---182 SERIAL 18258400 THRU 18260101 A182 SERIAL A182-0097 THRU A182-0116</p> <p>F---182 SERIAL 18258400 THRU 18260669 A182 SERIAL A182-0097 THRU A182-0136</p> <p>G---182 SERIAL 18260670 & ON A182 SERIAL A182-0137 & ON</p> <p>H---182 SERIAL 18258400 THRU 18260825 A182 SERIAL A182-0097 & ON</p> <p>J---182 SERIAL 18260102 THRU 18260825 A182 SERIAL A182-0117 & ON</p> <p>K---182 SERIAL 18260826 & ON</p>				

Control Pedals

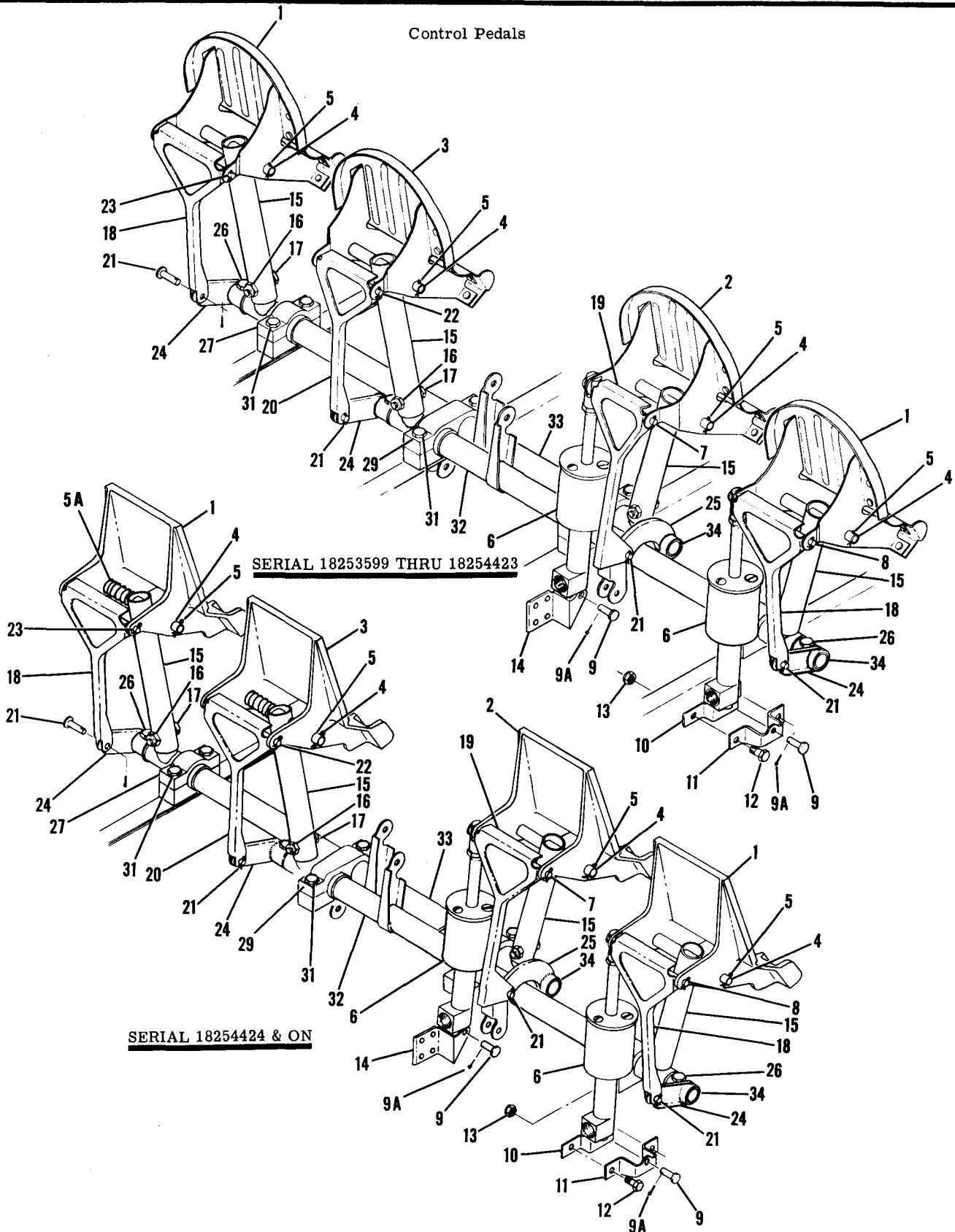


Figure 72. Brake & Rudder Pedals Installation

FIGURE AND INDEX NO.	PART NUMBER	DESCRIPTION	UNITS PER ASSY	USABLE ON CODE
		1 2 3 4 5 6 7		
72 -		BRAKE & RUDDER PEDALS INSTALLATION -----	NP	
- 1	0310453-0-270	PEDAL ASSEMBLY-BRAKE & RUDDER -----	2	A
	1460320-1	PEDAL ASSEMBLY-BRAKE & RUDDER -----	2	B
- 2	0310453-5	PEDAL ASSEMBLY-BRAKE & RUDDER LH -----	1	A
	0760678-1	PEDAL ASSEMBLY-BRAKE & RUDDER LH -----	1	B
- 3	0310453-6	PEDAL ASSEMBLY-BRAKE & RUDDER RH -----	1	A
	0760678-2	PEDAL ASSEMBLY-BRAKE & RUDDER RH -----	1	B
		ATTACHING PARTS		
- 4	0411369-2	SHAFT -----	1	A
	1460501-21	SHAFT -----	1	B
- 5	MS24665-285	COTTER PIN -----	2	
- 5A	0760682-1	SPRING-ANTI RATTLE -----	1	B
		-----*		
- 6	0541138-16	CYLINDER ASSEMBLY-BRAKE -----	2	
		ATTACHING PARTS		
- 7	0760669-1	PIN -----	1	
	S1438-2	WASHER -----	AR	
- 8	0411778-2	SHAFT -----	1	
	MS24665-132	COTTER PIN UPPER -----	1	
- 9	MS20392-2C15	PIN-CLEVIS -----	1	
- 9A	MS24665-132	COTTER PIN LOWER -----	1	
		-----*		
-10	0411549	BRACKET-BRAKE CYLINDER INSIDE -----	1	
-11	0411550	BRACKET-BRAKE CYLINDER OUTSIDE -----	1	
		ATTACHING PARTS		
-12	AN3-4A	BOLT -----	2	
-13	MS21044N3	NUT -----	2	
		-----*		
-14	0713624-2	ANCHOR-BRAKE CYLINDER -----	1	
-15	0411307	ARM-RUDDER BAR -----	4	
		ATTACHING PARTS		
-16	MS21044N3	NUT -----	1	
-17	AN3-11A	BOLT -----	1	
		-----*		
-18	0411564	LINK DUAL CONTROLS -----	2	
-19	0713629-2	LINK-LH DUAL CONTROLS -----	1	
-20	0713629-1	LINK-RH DUAL CONTROLS -----	1	
		ATTACHING PARTS		
-21	MS20392-2C15	CLEVIS PIN -----	1	
-22	0760669-3	CLEVIS PIN -----	1	
-23	0411778-2	SHAFT -----	1	
	NAS43HT3-12	SPACER -----	1	
	MS24665-132	COTTER PIN -----	1	
	S1438-2	WASHER -----	AR	
		-----*		
-24	0411563	BELLCRANK ASSEMBLY DUAL CONTROLS -----	3	
-25	0411573-1	BELLCRANK ASSEMBLY DUAL CONTROLS -----	1	
	0411562	HUB SINGLE CONTROLS -----	4	
		ATTACHING PARTS		
-26	AN3-10A	BOLT -----	1	
	MS21044N3	NUT -----	1	
		-----*		
-27	S1674-1	BEARING HALF-OUTBOARD ORDER PAIR -----	4	
-28		DELETED-NOT AVAILABLE -----		
-29	S1675-1	BEARING HALF-INBOARD ORDER PAIR -----	4	
-30		DELETED-NOT AVAILABLE -----		
		ATTACHING PARTS		
-31	AN3-14A	BOLT -----	2	
	AN960-10	WASHER -----	2	
	MS21044N3	NUT OUTBOARD BEARINGS ONLY -----	2	
		-----*		
-32	0760604-1	ARM-RUDDER BAR -----	1	
-33	0760604-2	ARM-RUDDER BAR -----	1	
-34	0760605-1	TUBE-RUDDER BAR -----	2	
	S1003-43A	BEARING -----	4	
		A---182 SERIAL 18253599 THRU 18254423		
		B---182 SERIAL 18254424 & ON		
		A182 SERIAL A182-0001 & ON		

Master Cylinder

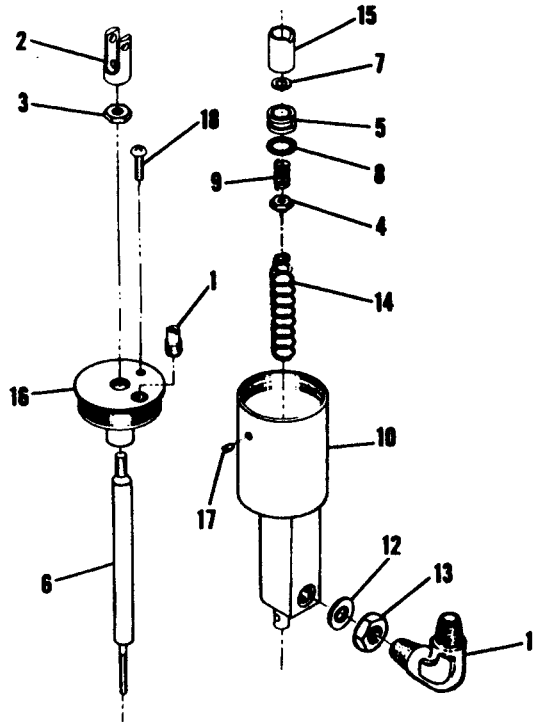


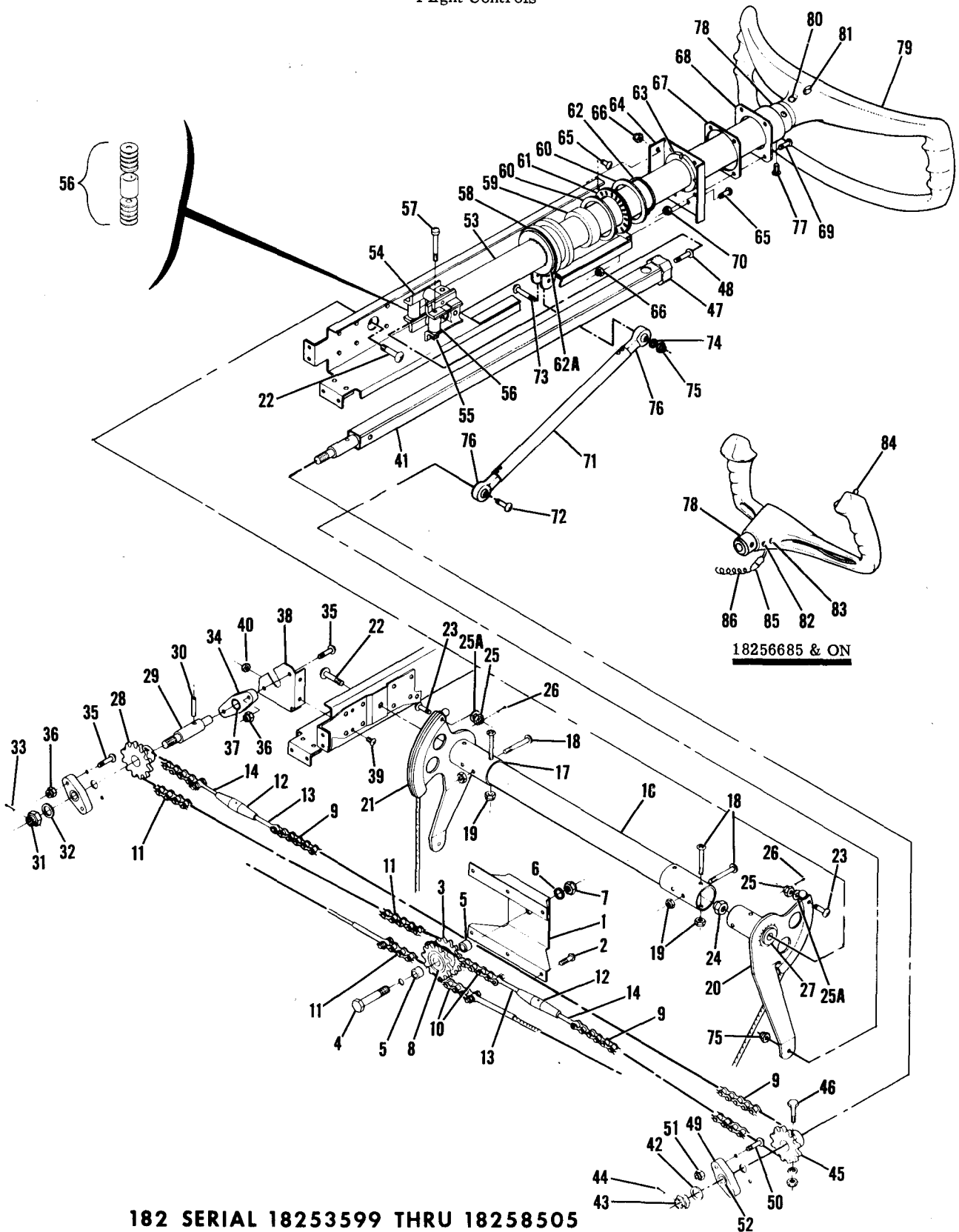
Figure 73. Master Brake Cylinder Assembly

FIGURE AND INDEX NO.	PART NUMBER	DESCRIPTION	UNITS PER ASSY	USABLE ON CODE
73 -	0541138-16	CYLINDER ASSEMBLY-BRAKE MASTER -----	2	A
	0541138-3	CYLINDER ASSEMBLY-BRAKE MASTER -----	1	B
- 1	0541139	PLUG -----	1	
- 2	0541140	CLEVIS -----	1	
- 3	AN316-4R	NUT-CHECK -----	1	
	0541138-5	PISTON ASSEMBLY-MASTER CYLINDER -----	1	
		ATTACHING PARTS		
- 4	22FH632	NUT SPS -----	1	
		-----*		
- 5	0541143	PISTON-MASTER CYLINDER -----	1	
- 6	0541144	ROD-PISTON -----	1	
- 7	800-001-6	LOCK-O-SEAL PKSC -----	1	
- 8	AN622788	O RING -----	1	
- 9	0541148-1	SPRING-PISTON -----	1	
-10	0541147-2	BODY-MASTER CYLINDER WHEN EXHAUSTED USE 0541184-200 -----	1	
	0541184-200	BODY ASSEMBLY-MASTER CYLINDER -----	1	A
	0541184-1	BODY ASSEMBLY-MASTER CYLINDER -----	1	B
-11	AN921-4D	ELBOW -----	1	A
-12	MS28778-4	GASKET -----	1	A
-13	AN924-4D	NUT -----	1	A
-14	0541148	SPRING -----	1	
-15	0541149	SLEEVE -----	1	
-16	0541151	COVER -----	1	
-17	AN565D6H3	SET SCREW -----	1	
-18	AN515-10R8	SCREW -----	1	
<p>A---182 SERIAL 18253599 THRU 18258505 A182 SERIAL A182-0001 THRU A182-0096 B---182 SERIAL 18258506 THRU 18262465 A182 SERIAL A182-0097 & ON</p>				

FIGURE AND INDEX NO.	PART NUMBER	DESCRIPTION	UNITS PER ASSY	USABLE ON CODE
74 -		CONTROL COLUMN INSTALLATION -----	NP	
- 1	0760663-1	SUPPORT-IDLER SPROCKET -----	1	
		ATTACHING PARTS -----		
- 2	NAS220-6	SCREW -----	6	
		-----*		
- 3	0760664-1	SPROCKET ASSEMBLY-IDLER -----	1	
		ATTACHING PARTS -----		
- 4	AN5-16A	BOLT -----	1	
- 5	NAS43HT5-17	SPACER -----	2	
- 6	AN960-516	WASHER -----	1	
- 7	NAS679A5	NUT -----	1	
		-----*		
- 8	MS24462-5	BEARING -----	1	
	0760668-1	CHAIN ASSEMBLY-AILERON -----	1	
- 9	0760668-3	CHAIN-AILERON LH -----	1	
-10	0760668-2	CHAIN-AILERON LH LOWER -----	1	
-11	0760668-4	CHAIN-AILERON RH -----	1	
		ATTACHING PARTS -----		
-12	AN155B32S	BARREL -----	1	
-13	NAS288-35LH	TERMINAL-LH -----	2	
-14	NAS288-35RH	TERMINAL-RH -----	2	
		-----*		
-15		DELETED, NEVER USED -----		
-16	0760654-1	TUBE-CONTROL -----	1	
-17	0760655-1	SLEEVE-CONTROL -----	2	
		ATTACHING PARTS -----		
-18	NAS220-24	SCREW -----	4	
-19	NAS679A08	NUT -----	4	
		-----*		
-20	0760686-1	ARM ASSEMBLY-LH -----	1	
-21	0760686-2	ARM ASSEMBLY-RH -----	1	
		ATTACHING PARTS -----		
-22	NAS222-14	SCREW -----	1	
-23	AN21-10	SCREW -----	1	
-24	NAS679A4	NUT -----	1	
-25	AN320-1	NUT -----	1	
-25A	AN960D6	WASHER -----	AR	
-26	MS24665-24	PIN -----	1	
		-----*		
-27	MS24463-4	BEARING -----	1	
-28	0411047-2	SPROCKET-IDLER SINGLE CONTROLS ONLY -----	1	
		ATTACHING PARTS -----		
-29	0760649-1	SHAFT-IDLER SINGLE CONTROLS ONLY -----	1	
-30	NAS561-6-14	PIN-SPRING -----	1	
-31	AN310-5	NUT -----	1	
-32	AN960C516L	WASHER -----	1	
-33	MS24665-134	PIN -----	1	
		-----*		
-34	0760633-1	BEARING BLOCK ASSEMBLY-IDLER SINGLE CONTROLS ONLY -----	2	
		ATTACHING PARTS -----		
-35	NAS220-11	SCREW -----	2	
-36	NAS679A08	NUT -----	2	
		-----*		
-37	B55	BEARING TOR -----	1	
-38	0760648-1	SUPPORT-BEARING BLOCK SINGLE CONTROLS ONLY -----	1	
		ATTACHING PARTS -----		
-39	AN515-6R5	SCREW -----	4	
-40	NAS679A08	NUT -----	4	
		-----*		
-41	0760641-1	TUBE ASSEMBLY-AILERON CONTROL -----	1	
	1290001-8	TUBE ASSEMBLY-AILERON CONTROL -----	1	
		ATTACHING PARTS -----		
-42	AN960-516L	WASHER -----	1	
-43	AN310-5	NUT -----	1	
-44	MS24665-134	PIN-COTTER -----	1	
		-----*		

CONTINUED ON NEXT PAGE

Flight Controls



182 SERIAL 18253599 THRU 18258505

Figure 74. Control Column Installation

FIGURE AND INDEX NO.	PART NUMBER		DESCRIPTION	UNITS PER ASSY	USABLE ON CODE
		1 2 3 4 5 6 7			
74 -45	0411047-2		SPROCKET-AILERON CONTROL ----- ATTACHING PARTS -----	1	
-46	AN3-11A AN960-10L MS21044N3		BOLT ----- WASHER ----- NUT ----- -----*	1 1 1	
-47	0760651-2 0760681-1	*	GLIDE-AILERON CONTROL ----- PLUG ----- ATTACHING PARTS -----	1 1	
-48	NAS220-13 AN256-8		SCREW ----- NUT ----- -----*	1 1	
-49	0760633-1		BEARING BLOCK ASSEMBLY-CONTROL ----- ATTACHING PARTS -----	2	
-50	NAS220-11		SCREW -----	2	
-51	NAS679A08		NUT ----- -----*	2	
-52	B55		BEARING TOR -----	1	
-53	0760640-1		TUBE & BEARING ASSEMBLY-AILERON & ELEVATOR CONTROL ----- WHEN EXHAUSTED USE 1290001K12 -----	1	E
	1290001K12	*	TUBE & BEARING ASSEMBLY KIT -----	1	E
	0760640-6		TUBE & BEARING ASSEMBLY-AILERON & ELEVATOR CONTROL ----- WHEN EXHAUSTED USE 1290001K13 -----	1	F
	1290001K13	*	TUBE & BEARING ASSEMBLY KIT -----	1	F
-54	0760646-2		RETAINER-CONTROLS -----	1	
-55	MK7200-3		NUT-STAKE -----	4	
-56	1260664-1		BEARING KIT -----	4	
-57	0760644-1		SCREW-MACHINE -----	4	
-58	0760643-1		SLEEVE WELD ASSEMBLY -----	1	
-59	B228		BEARING TOR -----	1	
-60	TRA2233		RACE-BEARING TOR -----	4	
-61	NTA-2233		BEARING TOR -----	2	
-62	MS16624-137		RING-RETAINER -----	1	
-62A	S1358-1		WASHER -----	AR	
-63	S1080-4		GROMMET LH CONTROL ONLY -----	1	
-64	1261454-1		PLATE ASSEMBLY-LH -----	1	J
	1213147-1		PLATE ASSEMBLY-RH -----	1	K
	0760635-2		PLATE ASSEMBLY-RH -----	1	D
	1261454-1		PLATE ASSEMBLY-RH ----- ATTACHING PARTS -----	1	
-65	NAS220-6 AN507-832R6		SCREW LH PLATE ----- SCREW RH PLATE -----	4 7	
-66	NAS679A08		NUT ----- -----*	4	
-67	0760642-2		SPACER-LH -----	1	
-68	0760642-1		COLLAR-LH ----- ATTACHING PARTS -----	1	
-69	AN515-6R8		SCREW -----	4	
-70	NAS679A08		NUT ----- -----*	4	
	0760634-1		TUBE ASSEMBLY-ELEVATOR CONTROL SINGLE CONTROLS -----	1	
-71	0760634-1		TUBE ASSEMBLY-ELEVATOR CONTROL DUAL CONTROLS ----- ATTACHING PARTS -----	2	
-72	NAS222-16		SCREW -----	1	
-73	0760674-1		SCREW -----	1	
-74	AN960-416		WASHER -----	5	
-75	NAS679A4		NUT ----- -----*	2	
-76	F3M14		ROD END HEC -----	2	

CONTINUED ON NEXT PAGE

FIGURE AND INDEX NO.	PART NUMBER	DESCRIPTION	UNITS PER ASSY	USABLE ON CODE
74 -	0513167-14	CONTROL WHEEL ASSEMBLY -----	1	A
	0513167-15	CONTROL WHEEL ASSEMBLY SKYLANE -----	1	A
	0713747-200	WHEEL & ADAPTER ASSEMBLY-CONTROL -----	1	B
	0713747-201	WHEEL & ADAPTER ASSEMBLY-CONTROL -----	1	C
	1560001-10	WHEEL ASSEMBLY-CONTROL -----	1	F
	0713245-200	WHEEL ASSEMBLY-CONTROL WITH MIKE SWITCH -----	1	F
		ATTACHING PARTS		
-77	AN507-1032R6	SCREW -----	3	
		-----*		
-78	0760636-1	ADAPTER ASSEMBLY-CONTROL -----	1	G
	MS21209F1-15	INSERT -----	1	
-79	0513166-1	WHEEL-CONTROL -----	1	A
-80	0413216	RIVET -----	1	E
-81	0413216-4	RIVET -----	1	E
-82	0413216-2	RIVET -----	1	H
-83	0413216-5	RIVET -----	1	H
-84	A8002	SWITCH-MICROPHONE -----	1	F
-85	SM3P	PLUG WIQ -----	1	F
	SM2H	HOOD WIQ -----	1	F
	0713216-2	EMBLEM-CONTROL WHEEL -----	1	A
	0713215-2	EMBLEM-CONTROL WHEEL SKYLANE -----	1	A
	SEE FIG 2	EMBLEM-CONTROL WHEEL -----	1	
-86	8409	CABLE-RETRACTABLE BDN -----	1	F
	SM3S	RECEPTACLE WIQ -----	1	F
	SM2H	HOOD WIQ -----	1	F
<p>NOTE. *WHEN ORDERING THIS PART PRIOR TO SERIAL 18254348 ALSO ORDER 0760681-1 PLUG.</p> <p>NOTE. **WHEN INITIALLY ORDERING THIS PART ALSO ORDER FOUR 1260664-1 BEARING KITS.</p> <p>NOTE. ‡THIS TUBE & BEARING KIT CONTAINS BOTH SIZE ROLLERS FOR CONTACT WITH 0760641-1 OR 1290001-8 TUBE ASSEMBLY.</p> <p>A---182 SERIAL 18253599 THRU 18255058 B---182 SERIAL 18255059 THRU 18255844 C---182 SERIAL 18255845 THRU 18256684 D---182 SERIAL 18253599 THRU 18255844 E---182 SERIAL 18253599 THRU 18256684 F---182 SERIAL 18256685 THRU 18258505 A182 SERIAL A182-0001 THRU A182-0096 G---182 SERIAL 18253599 THRU 18257426 A182 SERIAL A182-0001 THRU A182-0028 H---182 SERIAL 18256685 THRU 18257426 A182 SERIAL A182-0001 THRU A182-0028 J---182 SERIAL 18255845 THRU 18257625 A182 SERIAL A182-0001 THRU A182-0056 K---182 SERIAL 18257626 THRU 18258505 A182 SERIAL A182-0001 THRU A182-0096</p>				

FIGURE AND INDEX NO.	PART NUMBER	DESCRIPTION	UNITS PER ASSY	USABLE ON CODE
		1 2 3 4 5 6 7		
74A-		CONTROL COLUMN INSTALLATION -----	NP	A
- 1	0760102-2	TUBE ASSEMBLY-RH -----	1	E
	1260143-4	TUBE & BEARING ASSEMBLY-RH -----	1	G
	1260143-12	TUBE & BEARING ASSEMBLY-RH -----	1	H
	0760102-3	TUBE ASSEMBLY-LH -----	1	B
	121050-202	TUBE ASSEMBLY-LH -----	1	C
	1260098-4	TUBE ASSEMBLY-LH -----	1	D
	1260140-7	TUBE & BEARING ASSEMBLY-LH -----	1	G
	1260140-9	TUBE & BEARING ASSEMBLY-LH -----	1	H
- 2	0760646-2	RETAINER ASSEMBLY -----	1	
- 3	0760644-1	MACHINE SCREW -----	4	
- 4	1260664-1	ROLLER KIT -----	4	
- 5	0760699-1	SLEEVE WELD ASSEMBLY -----	1	
- 6	B228	BEARING TOR -----	1	
- 7	TRA-2233	RACE-BEARING -----	4	
- 8	NTA-2233	BEARING TOR -----	2	
- 9	S1358-1	SPACER -----	AR	
- 9A	MS16624-1137	RING -----	1	
- 9B	1560312-1	COLLAR -----	1	F
- 9C	1260148-1	STUD -----	2	F
- 9D	1260665-1	CONNECTOR -----	1	F
-10	S1080-4	GROMMET -----	1	
-11	0713262-2	ATTACH BRACKET ASSEMBLY-LH -----	1	
	NAS696A08	NUTPLATE -----	1	
	NAS697A08	NUTPLATE -----	2	
-11A	0713261-1	ATTACH PLATE-LH -----	1	J
	0713960-1	ATTACH PLATE -----	1	H
-12	NAS220-6	SCREW -----	10	
-13	NAS679A08	NUT -----	2	
-14	0760642-2	SPACER -----	1	
-15	0760118-4	COLLAR -----	1	J
	1260668-3	COLLAR -----	1	H
		ATTACHING PARTS -----		
-16	AN515-6R8	SCREW -----	4	J
	NAS514-632R10	SCREW -----	4	H
-17	NAS679A06	NUT -----	4	
		-----*		
-17A	1213147-1	COVER PLATE DUAL CONTROLS ONLY -----	1	
		ATTACHING PARTS -----		
-17B	AN507832R7	SCREW -----	4	
	AN507832R6	SCREW -----	3	
-17C	NAS679A08	NUT -----	4	
		-----*		
-17D	0760101-3	RETAINER DUAL CONTROLS ONLY -----	1	
		ATTACHING PARTS -----		
-17E	S1021A8-6	SCREW -----	2	
		-----*		
-18	0760103-1	TUBE ASSEMBLY -----	1	
		ATTACHING PARTS -----		
-19	NAS222-16	SCREW -----	1	
-20	0760674-1	SCREW -----	1	
-21	AN960-416	WASHER -----	4	
-22	NAS679A4	NUT -----	2	
	AN960-416L	WASHER -----	1	
		-----*		
-22A	0760691-1	SUPPORT ASSEMBLY-LH -----	1	
	0760691-2	SUPPORT ASSEMBLY-RH USE WITH DUAL CONTROLS ONLY -----	1	
	NAS684A08	NUTPLATE -----	2	
-23	0760702-200	TUBE ASSEMBLY-AILERON CONTROL -----	1	E
		ATTACHING PARTS -----		
-24	AN960-516L	WASHER -----	1	
-25	AN310-5	NUT -----	1	
-26	MS24665-134	PIN -----	1	
		-----*		

CONTINUED ON NEXT PAGE

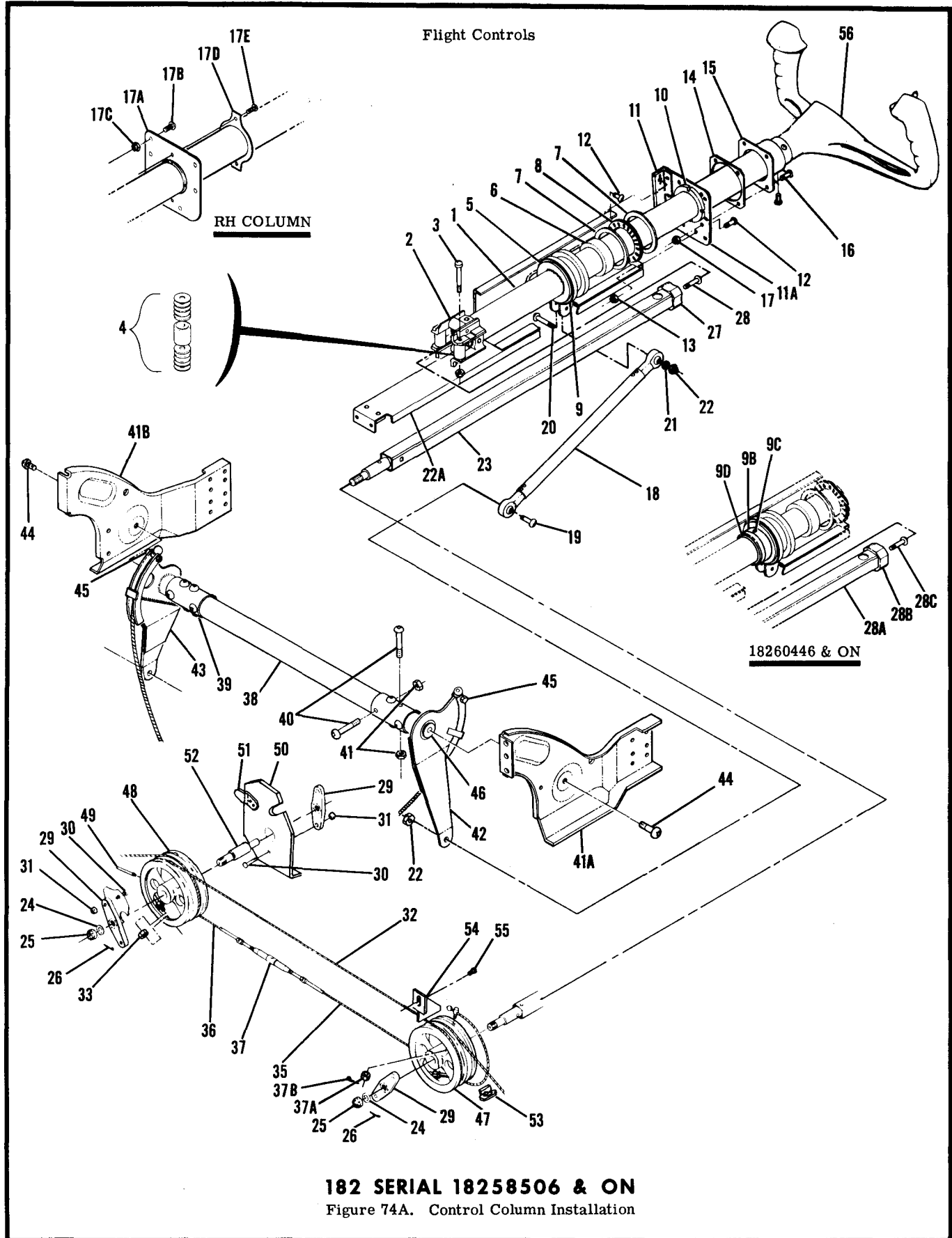


FIGURE AND INDEX NO.	PART NUMBER	DESCRIPTION	UNITS PER ASSY	USABLE ON CODE
		1 2 3 4 5 6 7		
74A-27	0760104-1	GLIDE RH -----	1	E
	0760104-1	GLIDE LH -----	1	B
	075000-1	GLIDE LH -----	1	C
	0760121-1	GLIDE LH -----	1	D
	0760104-2	PLUG RH -----	1	E
	0760104-2	PLUG LH -----	1	B
	0760681-2	PLUG LH -----	1	C
	0760104-2	PLUG LH -----	1	D
		ATTACHING PARTS		
-28	NAS220-14	SCREW -----	1	E
		*-----		
-28A	1260141-6	TUBE ASSEMBLY-AILERON CONTROL LH -----	1	F
	1260141-10	TUBE ASSEMBLY-AILERON CONTROL RH -----	1	F
-28B	0760121-1	GLIDE-LH TUBE ONLY -----	1	F
	0760651-2	GLIDE-RH TUBE ONLY -----	1	F
	0760104-2	PLUG-LH TUBE ONLY -----	1	F
	0760681-1	PLUG-RH TUBE ONLY -----	1	F
		ATTACHING PARTS		
-28C	NAS220-14	SCREW -----	1	F
		*-----		
-29	0760633-1	BEARING BLOCK -----	2	
		ATTACHING PARTS		
-30	NAS220-11	SCREW -----	2	
-31	NAS679A08	NUT -----	2	
		*-----		
-32	1260078-5	CABLE ASSEMBLY -----	1	
		ATTACHING PARTS		
-33	MS21044N3	NUT -----	2	
-34		DELETED NOT AVIALABLE -----		
		*-----		
-35	1260078-2	CABLE ASSEMBLY-LH -----	1	
-36	1260078-3	CABLE ASSEMBLY-RH -----	1	
		ATTACHING PARTS		
-37	AN155B32S	BARREL -----	1	
-37A	AN310-3	NUT -----	2	
-37B	MS24665-71	COTTER PIN -----	2	
		*-----		
-38	0760654-1	TUBE-CONTROL -----	1	
-39	0760655-1	SLEEVE-CONTROL -----	2	
		ATTACHING PARTS		
-40	NAS220-24	SCREW -----	4	
-41	NAS679A08	NUT -----	4	
		*-----		
-41A	0760693-1	SUPPORT-BELLCRANK CONTROL TUB LH -----	1	
-41B	0760693-2	SUPPORT-BELLCRANK CONTROL TUB RH -----	1	
-42	0760686-1	ARM ASSEMBLY-LH -----	1	
-43	0760686-2	ARM ASSEMBLY-RH -----	1	
		ATTACHING PARTS		
-44	NAS222-14	SCREW -----	1	
	NAS679A4	NUT -----	1	
-45	AN21-10	BOLT -----	1	
	AN320-1	NUT -----	1	
	AN960D6	WASHER -----	AR	
	MS24665-24	PIN -----	1	
		*-----		
-46	MS24663-4	BEARING -----	1	
-47	1260033-3	QUADRANT-LH WEU 1260112-1 -----	1	
	1260112-1	QUADRANT-LH -----	1	
-48	1260033-4	QUADRANT-RH WEU 1260112-2 -----	1	
	1260112-2	QUADRANT-RH -----	1	
		ATTACHING PARTS		
-49	NAS561-6-32	PIN -----	1	
		*-----		
-50	0760700-1	SUPPORT-BEARING BLOCK SINGLE CONTROLS ONLY -----	1	
		ATTACHING PARTS		
	AN515-8R8	SCREW -----	4	
	NAS679A08	NUT -----	4	
		*-----		
-51	0760106-1	GUARD -----	1	
-52	0760649-2	SHAFT SINGLE CONTROLS ONLY -----	1	
-53	0760107-1	CABLE GUARD-LH -----	1	
	0760107-2	CABLE GUARD-RH -----	1	
		ATTACHING PARTS		
	S1021Z8-5	SCREW -----	2	
		*-----		

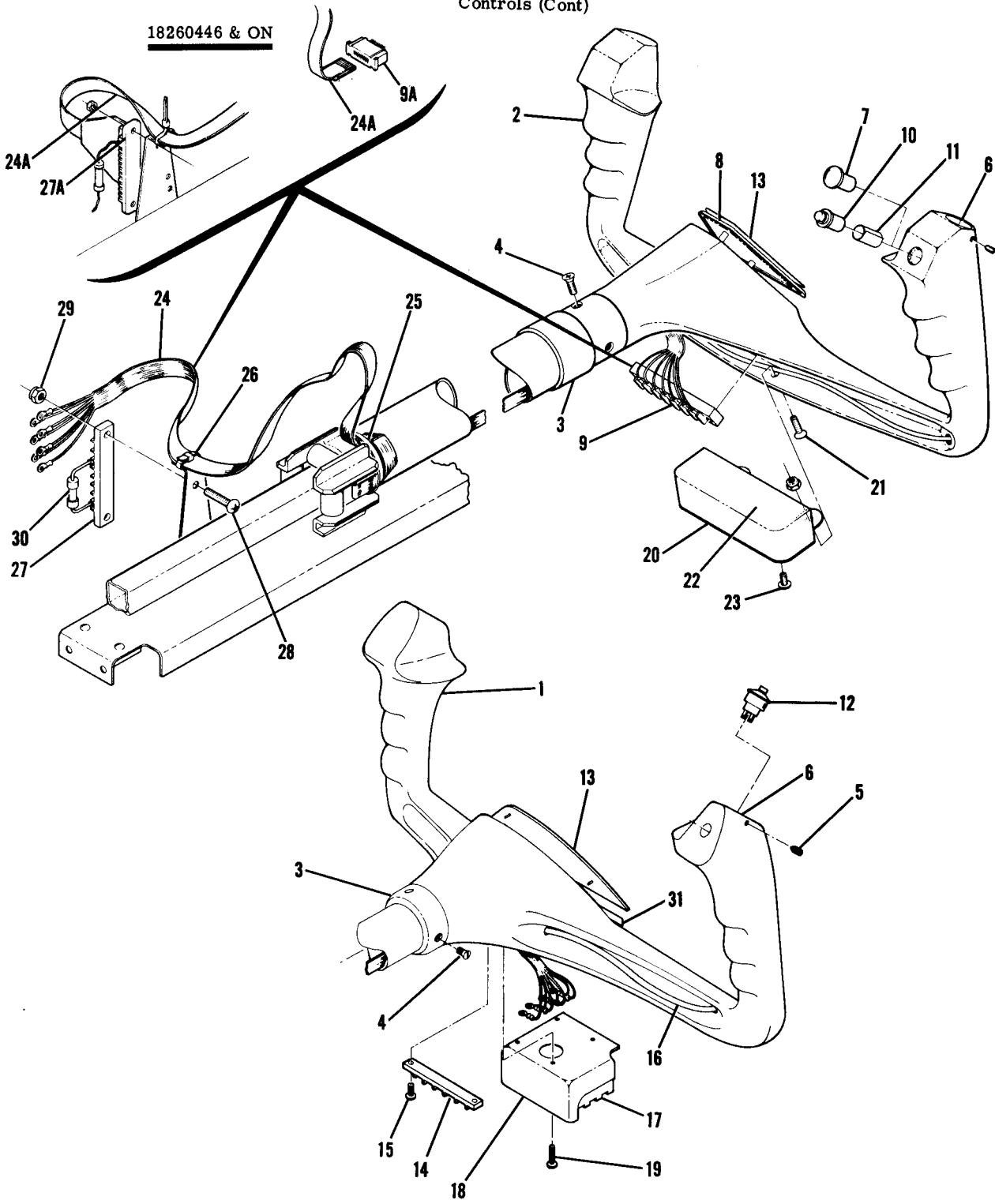
CONTINUED ON NEXT PAGE

FIGURE AND INDEX NO.	PART NUMBER	DESCRIPTION							UNITS PER ASSY	USABLE ON CODE
		1	2	3	4	5	6	7		
74A-54	0760701-1	CABLE GUARD -----							1	
-55	AN515-6R6	ATTACHING PARTS								
		SCREW -----							2	
		---*---								
-56	SEE FIG 74B	CONTROL WHEEL & SWITCHES INSTALLATION -----							1	
		A---182 SERIAL 18258506 & ON A182 SERIAL A182-0097 & ON B---182 SERIAL 18258506 THRU 18258638 A182 SERIAL A182-0097 THRU A182-0116 C---182 SERIAL 18258639 THRU 18259086 D---182 SERIAL 18259087 THRU 18260445 A182 SERIAL A182-0117 & ON E---182 SERIAL 18258506 THRU 18260445 A182 SERIAL A182-0097 & ON F---182 SERIAL 18260446 & ON G---182 SERIAL 18260446 THRU 18260825 H---182 SERIAL 18260826 & ON J---182 SERIAL 18258506 THRU 18260825 A182 SERIAL A182-0097 THRU A182-0136								

This page intentionally left blank.

Controls (Cont)

18260446 & ON



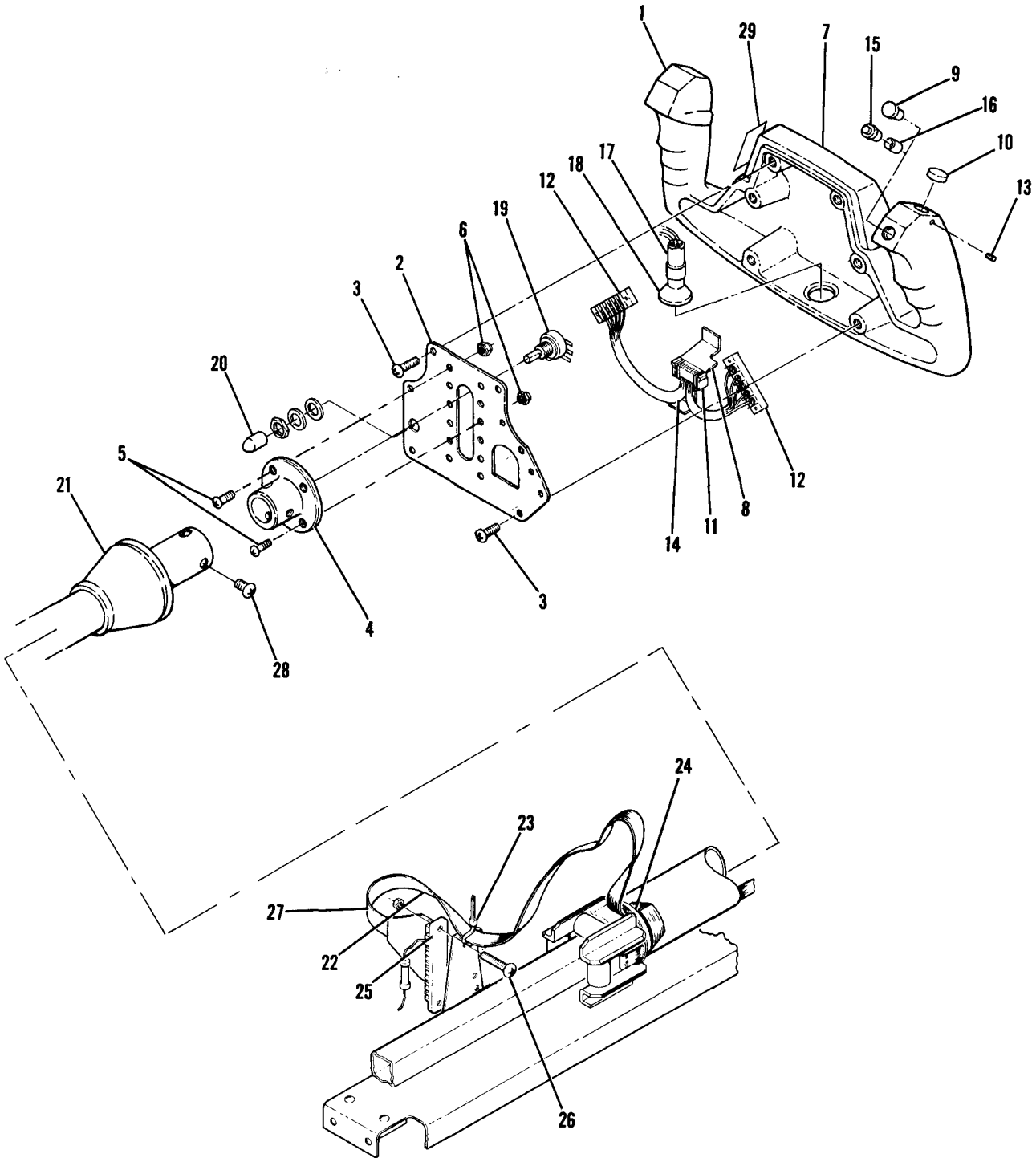
18258506 THRU 18260055

182 SERIAL 18258506 THRU 18260825

Figure 74B. Control Wheel & Switches Installation

FIGURE AND INDEX NO.	PART NUMBER	DESCRIPTION	UNITS PER ASSY	USABLE ON CODE
		1 2 3 4 5 6 7		
74B-		CONTROL WHEEL & SWITCHES INSTALLATION -----	NP	A
- 1	1560010-4	CONTROL WHEEL ASSEMBLY PILOT -----	1	B
- 2	1270681-4	CONTROL WHEEL ASSEMBLY PILOT -----	1	C
	1560001-10	CONTROL WHEEL ASSEMBLY CO-PILOT -----	1	B
	1260476-3	CONTROL WHEEL ASSEMBLY CO-PILOT -----	1	C
		ATTACHING PARTS -----		
- 3	1560319-1	COLLAR -----	1	D
	1560319-2	COLLAR -----	1	E
- 4	AN507-1032R6	SCREW -----	3	
		-----*		
	MS21209-F1-10	INSERT -----	3	
- 5	AN56584-2	SCREW ATTACH PLUG OR ADAPTER -----	1	
- 6	1560110-3	PLUG-SWITCH HOLE -----	1	
- 7	1270682-1	PLUG-MIKE SWITCH HOLE -----	1	C
- 8	1260477-2	BASE PLATE-PLACARD -----	1	C
- 9	1270658-1	TERMINAL BLOCK PILOT ONLY -----	1	D
- 9A	255-10-3C-190	CONNECTOR -----	1	E
-10	S1985-1	SWITCH-MICROPHONE -----	1	C
-11		INSULATION USE MYLAR ELECTRICAL TAPE -----	NP	C
-12	A8002	SWITCH-MICROPHONE CSDC -----	1	B
	1560110-1	ADAPTER-MIKE SWITCH -----	1	B
-13	SEE FIG 2	EMBLEM-CONTROL WHEEL -----	1	
-14	5-171	TERMINAL BLOCK CIN -----	1	B
		ATTACHING PARTS -----		
-15	AN515-2R8	SCREW -----	2	B
	S1868-3	INSERT -----	2	B
		-----*		
-16	8445	CABLE-MIKE SWITCH BDN -----	1	
-17	1570142-2	CIRCUIT BOARD ASSEMBLY-MAP LIGHT -----	1	B
-18	1570150-1	SHIELD-CIRCUIT BOARD -----	1	B
		ATTACHING PARTS -----		
-19	AN515-2R10	SCREW -----	4	B
	S1959-1	INSERT -----	4	B
		-----*		
-20	1270686-1	MAPLIGHT ASSEMBLY -----	1	
		ATTACHING PARTS -----		
-21	AN507-832R7	SCREW -----	2	
	NAS679A06	NUT -----	2	
		-----*		
-22	1270687-2	COVER-MAPLIGHT -----	1	
		ATTACHING PARTS -----		
-23	AN515-6R6	SCREW -----	2	
	1270693-1	GASKET -----	1	
		-----*		
	S1894-1	LAMP-MAPLIGHT -----	2	
-24	SF1030-26BX	SPECTASTRIP CABLE BDN -----	1	D
-24A	1270060-1	CABLE ASSEMBLY -----	1	E
-25	S1693-2	STA-STRAP -----	1	
-26	S1693-1	STA-STRAP -----	1	
-27	8-171	TERMINAL STRIP CIN -----	1	D
		ATTACHING PARTS -----		
-27A	582384-9	SOCKET ARP -----	1	E
-28	AN515-4R8	SCREW -----	2	D
	AN515-6R8	SCREW -----	2	E
-29	NAS679A04	NUT -----	2	D
	NAS679A06	NUT -----	2	E
		-----*		
-30	1570141-1	FUSE ASSEMBLY -----	1	
-31	1205004-1	PLACARD-MAP LIGHT -----	1	B
		A---182 SERIAL 18258506 THRU 18260825		
		A182 SERIAL A182-0097 THRU A182-0136		
		B---182 SERIAL 18258506 THRU 18260055		
		A182 SERIAL A182-0097 THRU A182-0116		
		C---182 SERIAL 18260056 THRU 18260825		
		A182 SERIAL A182-0117 THRU A182-0136		
		D---182 SERIAL 18258506 THRU 18260445		
		A182 SERIAL A182-0097 THRU A182-0136		
		E---182 SERIAL 18260446 THRU 18260825		

Controls (Cont)



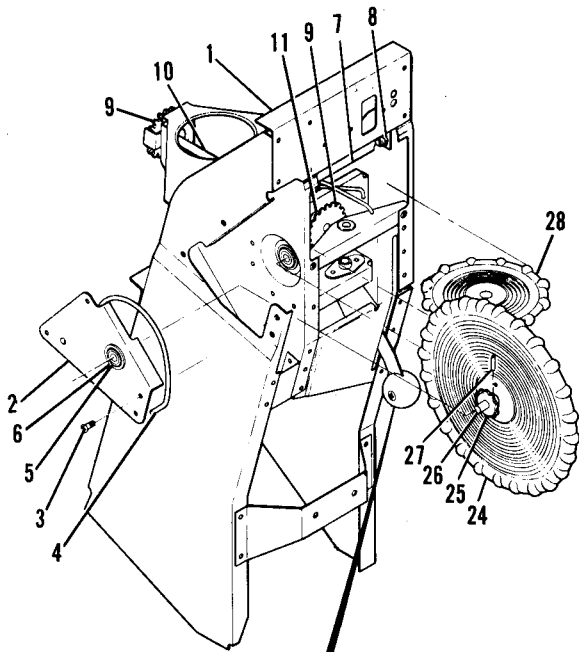
182 SERIAL 18260826 & ON
Figure 74C. Control Wheel & Switches Installation

FIGURE AND INDEX NO.	PART NUMBER	DESCRIPTION	UNITS PER ASSY	USABLE ON CODE
74C-		1 2 3 4 5 6 7		
		CONTROL WHEEL & SWITCHES INSTALLATION -----	NP	A
- 1	0760019-3	CONTROL WHEEL ASSEMBLY-PADDED PILOT -----	1	
	0760019-1	CONTROL WHEEL ASSEMBLY-PADDED CO-PILOT -----	1	
- 2	0760016-1	PLATE -----	1	
		ATTACHING PARTS -----		
- 3	NAS221-9	SCREW -----	6	
		-----*		
	MS21209F1-20	INSERT -----	6	
- 4	0760017-2	ADAPTOR ASSEMBLY -----	1	
		ATTACHING PARTS -----		
- 5	NAS221-11	SCREW -----	4	
- 6	MS21044N3	NUT -----	4	
		-----*		
- 7	0760018-1	PAD-CONTROL WHEEL -----	1	
- 8	0760022-1	BRACKET PILOT ONLY -----	1	
- 9	1270682-1	PLUG-MIKE SWITCH HOLE PILOT ONLY -----	1	
-10	1560110-3	PLUG-SWITCH HOLE PILOT ONLY -----	1	
-11	255-10-30-190	CONNECTOR PILOT ONLY -----	1	
-12	351-11-05-001	TERMINAL BLOCK PILOT ONLY -----	2	
-13	AN565B4-2	SCREW LEFT HAND ONLY ATTACH PLUG -----	1	
-14	SF1030BX	CABLE -----	1	
-15	S1985-1	SWITCH-MIKE -----	1	
-16		INSULATION USE MYLAR ELECTRICAL TAPE -----	NP	
-17	4157-001	SOCKET-MAP LIGHT -----	1	
-18	12R8	LAMP-MAP LIGHT -----	1	
-19	3859A-281-251A	RHEOSTAT-MAP LIGHT 250 OHM -----	1	
-20	S2093-1	COVER -----	1	
-21	0760021-1	COVER-CONTROL WHEEL ADAPTOR -----	1	
-22	1270060-1	CABLE ASSEMBLY -----	1	
-23	S1693-1	STA-STRAP -----	1	
-24	S1693-2	STA-STRAP -----	1	
-25	582384-9	SOCKET ARP -----	1	
		ATTACHING PARTS -----		
-26	AN515-6R8	SCREW -----	2	
-27	NAS679A06	NUT -----	2	
		-----*		
-28	NAS221-6	SCREW ATTACH CONTROL WHEEL ASSEMBLY -----	3	
-29	0705028-1	PLACARD-MAP LIGHT -----	1	
A--182 SERIAL 18260826 & ON				

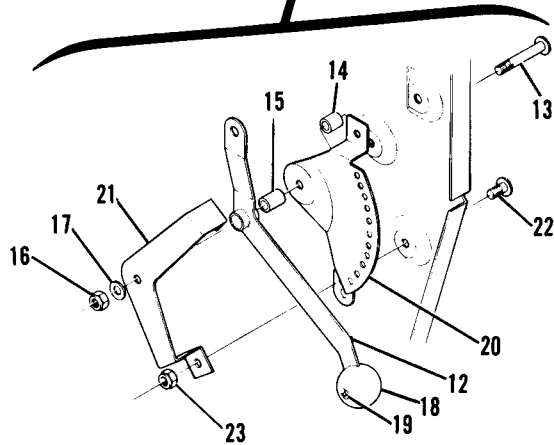
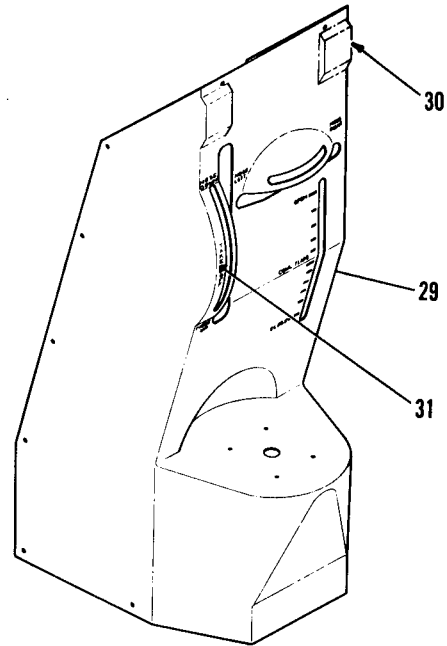
This page intentionally left blank.

FIGURE AND INDEX NO.	PART NUMBER	DESCRIPTION	UNITS PER ASSY	USABLE ON CODE
		1 2 3 4 5 6 7		
75 -		CONSOLE INSTALLATION -----	NP	
- 1	SEE FIG 19	STRUCTURE ASSEMBLY-CONSOLE -----	1	
- 2	0713642-1	RETAINER ASSEMBLY-ELEVATOR TRIM -----	1	
		ATTACHING PARTS -----		
- 3	NAS220-5	SCREW -----	4	
		*-----		
- 4	0713642-3	INDICATOR-STABILIZER TRIM -----	1	
		ATTACHING PARTS -----		
	0713032-1	BUSHING -----	1	
	0713032-2	COLLAR -----	1	
		*-----		
- 5	NAS295M4	BEARING TOR -----	1	
- 6	0411420	HOUSING -----	1	
- 7	0713643-1	SUPPORT ASSEMBLY-RUDDER TRIM INDICATOR -----	1	
		ATTACHING PARTS -----		
	AN515-8R6	SCREW -----	4	
- 8	NAS679A08	NUT -----	4	
		*-----		
	0713643-3	INDICATOR-RUDDER TRIM -----	1	
	0713653-1	SPROCKET ASSEMBLY-RUDDER TRIM -----	1	
- 9	0761210-1	SPROCKET -----	2	
		ATTACHING PARTS -----		
	NAS561-3-8	PIN-AFT SPROCKET -----	1	
	0761205-3	PIN-FORWARD SPROCKET -----	1	
		*-----		
- 9A	0761210-5	SPROCKET -----	1	L
		ATTACHING PARTS -----		
	AN3-6A	BOLT -----	1	L
	0713640-12	SPACER -----	1	L
	AN960-10L	WASHER -----	3	L
	MS21044N3	NUT -----	1	L
		*-----		
CONTINUED ON NEXT PAGE				

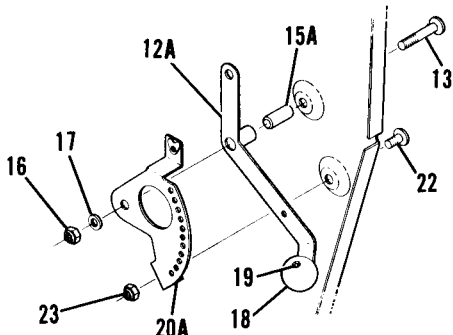
Flight Controls (Cont)



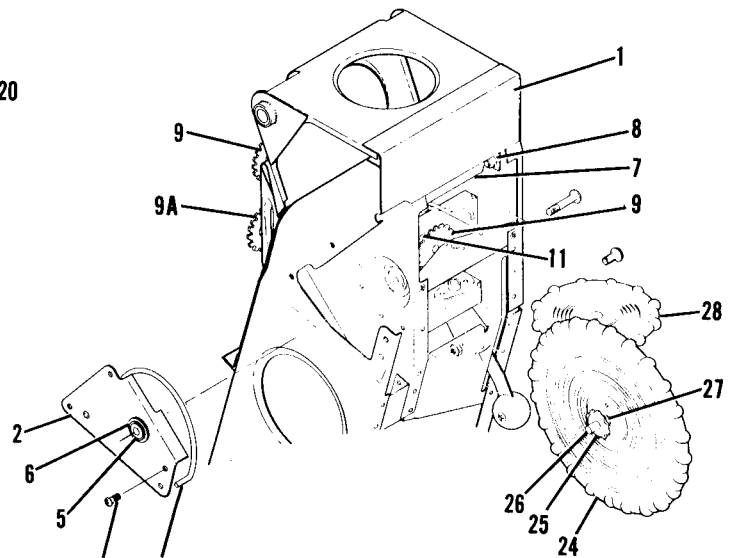
18253559 THRU 18260445



18253599 THRU 18255263



18255264 & ON

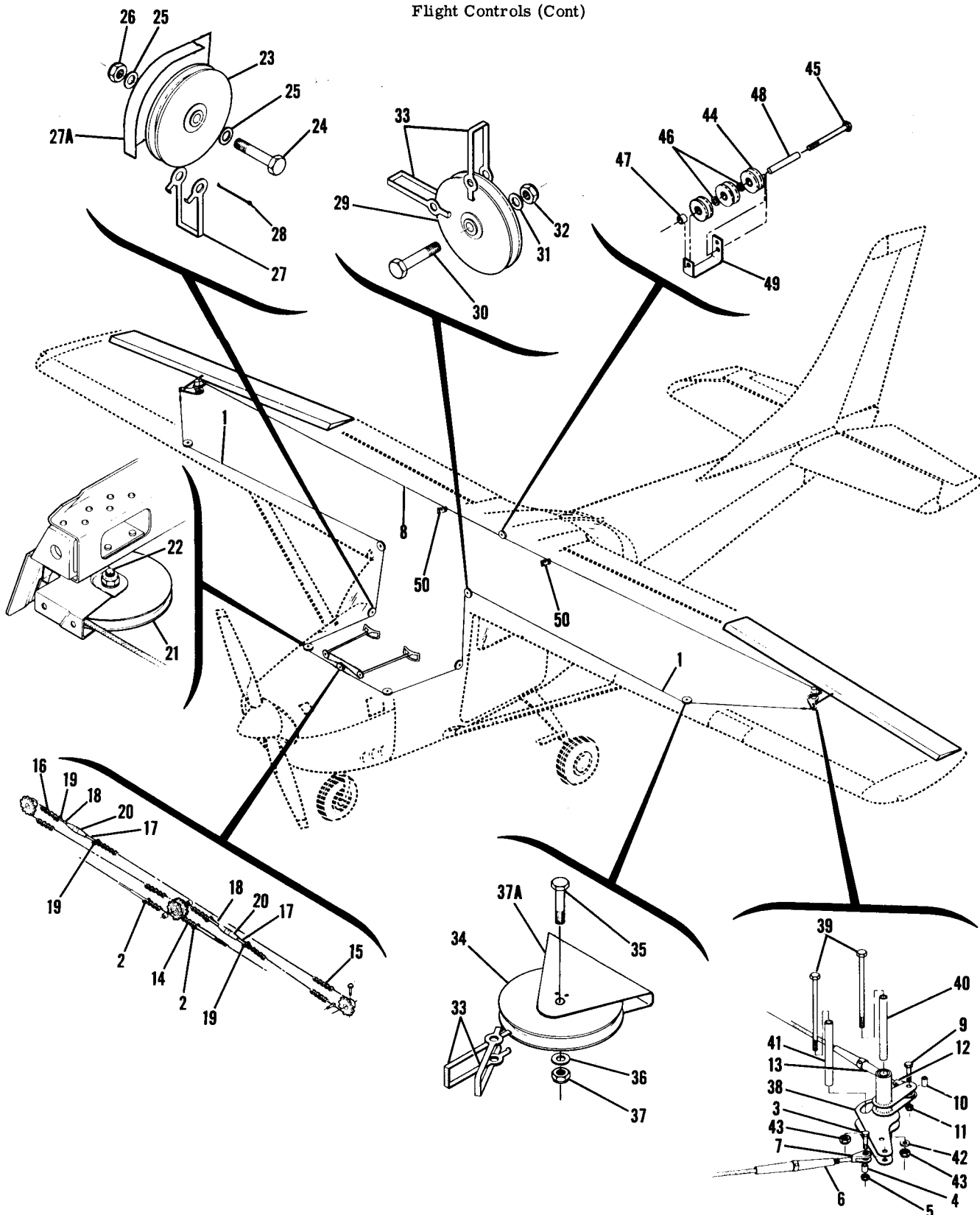


18260446 & ON

Figure 75. Console Installation

FIGURE AND INDEX NO.	PART NUMBER	DESCRIPTION							UNITS PER ASSY	USABLE ON CODE
		1	2	3	4	5	6	7		
75 -10	0713653-2	SHAFT -----							1	
-11	NAS43DD4-18	SPACER -----							1	
	AN960-416L	WASHER -----							AR	
-12	0713654-1	LEVER ASSEMBLY-COWL FLAP -----							1	A
-12A	0713315-1	LEVER ASSEMBLY-COWL FLAP -----							1	F
	0713315-5	LEVER ASSEMBLY-COWL FLAP -----							1	J
	0713315-6	LEVER ASSEMBLY-COWL FLAP -----							1	K
		ATTACHING PARTS								
-13	AN525-10R22	SCREW -----							1	
-14	NAS43DD3-21	SPACER -----							1	A
-15	NAS76A3-016	BUSHING -----							1	A
-15A	NAS76A3-028	BUSHING -----							1	B
-16	MS21044N3	NUT -----							1	
-17	AN960PD10	WASHER -----							1	
		-----*								
-18	S1249-1	KNOB -----							1	H
	S1249-2	KNOB -----							1	G
		ATTACHING PARTS								
-19	AN507-1032R8	SCREW -----							1	
	S1196-1	WASHER -----							1	
		-----*								
-20	0713714-2	POSITION BRACKET-COWL FLAP CONTROL -----							1	A
-20A	0713314-1	POSITION BRACKET-COWL FLAP CONTROL -----							1	B
-21	0713722-1	BRACKET ASSEMBLY-COWL FLAP LEVER SUPPORT -----							1	A
	NAS698A3K	NUTPLATE -----							1	
-22	AN525-10R6	SCREW -----							2	
-23	MS21044N3	NUT -----							2	
-24	0713656-1	WHEEL ASSEMBLY-ELEVATOR TRIM -----							1	
-25	0432134-1	SPROCKET -----							1	
-26	0713656-3	SHAFT -----							1	
-27	NAS561-3-8	PIN -----							2	
-28	1713269-1	WHEEL ASSEMBLY-RUDDER TRIM -----							1	
		ATTACHING PARTS								
	MS24665-132	PIN-COTTER -----							1	
		-----*								
-29	0713710-3-418	COVER ASSEMBLY-CONSOLE -----							1	C
	0713811-1	COVER ASSEMBLY-CONSOLE WHEN EXHAUSTED USE 0713811-2 -----							1	D
	0713811-2	COVER ASSEMBLY-CONSOLE WHEN EXHAUSTED USE 0713811-3 -----							1	E
	0713811-3	COVER ASSEMBLY-CONSOLE -----							1	E
	1200756-7	COVER ASSEMBLY-CONSOLE WITH LIGHTS -----							1	G
		ATTACHING PARTS								
-30	S1021-8-6	SCREW -----							11	
		-----*								
<p>NOTE. □ THIS PART MUST HAVE A SECOND DASH NUMBER ADDED TO DENOTE COLOR. REFER TO HOW TO ORDER INTERIOR PARTS-PAGE XIII.</p> <p>A---182 SERIAL 18253599 THRU 18255263 B---182 SERIAL 18255264 & ON A182 SERIAL A182-0001 & ON C---182 SERIAL 18253599 THRU 18255844 D---182 SERIAL 18255845 THRU 18257625 A182 SERIAL A182-0001 THRU A182-0056 E---182 SERIAL 18257626 THRU 18258505 A182 SERIAL A182-0057 THRU A182-0096 F---182 SERIAL 18255264 THRU 18258505 A182 SERIAL A182-0001 THRU A182-0096 G---182 SERIAL 18258506 & ON A182 SERIAL A182-0097 & ON H---182 SERIAL 18253599 THRU 18258505 A182 SERIAL A182-0001 THRU A182-0096 J---182 SERIAL 18258506 THRU 18260055 A182 SERIAL A182-0097 THRU A182-0116 K---182 SERIAL 18260056 & ON A182 SERIAL A182-0117 & ON L---182 SERIAL 18260446 & ON</p>										

Flight Controls (Cont)



182 SERIAL 18253599 THRU 18258505

Figure 76. Aileron Control System Installation

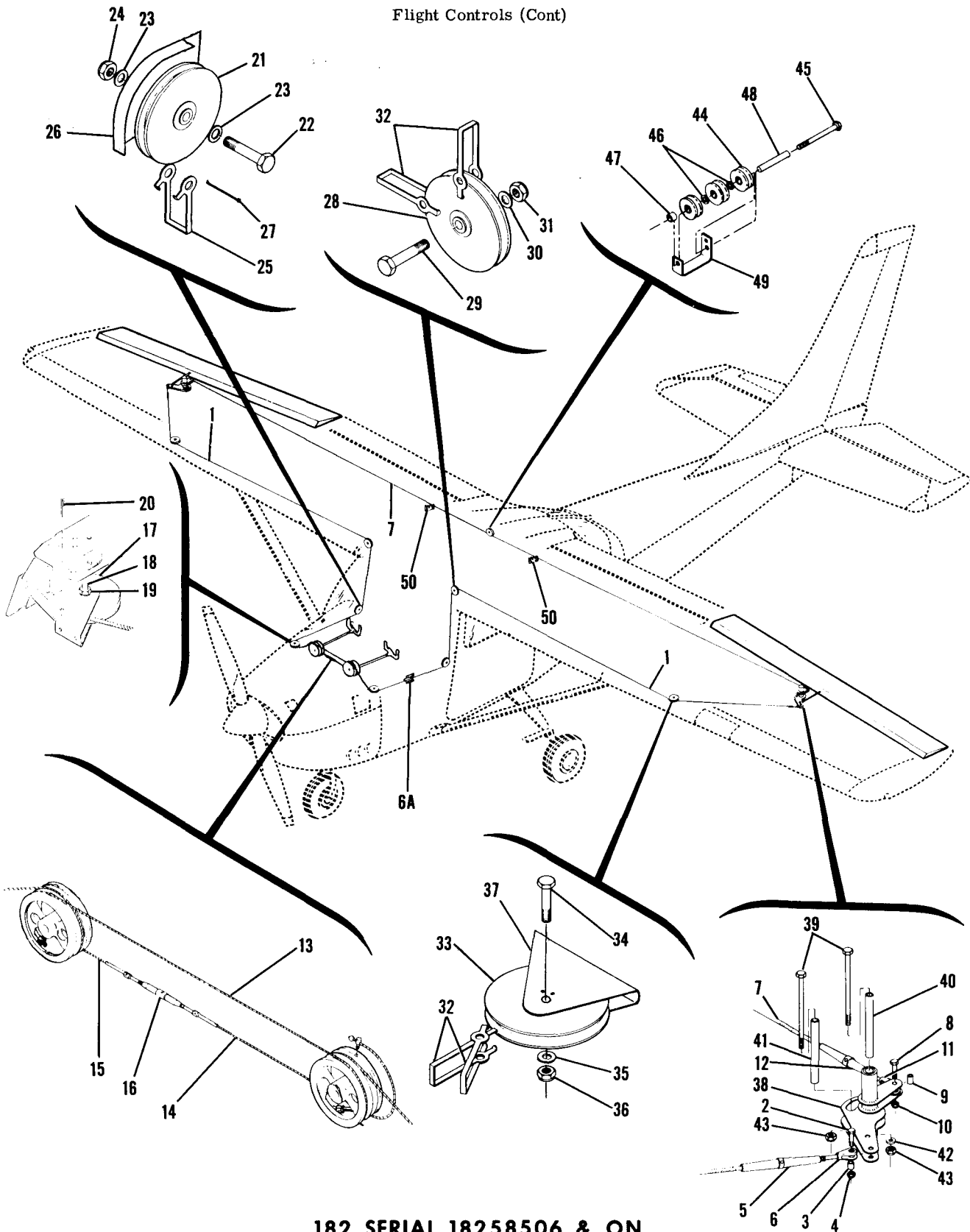
FIGURE AND INDEX NO.	PART NUMBER	DESCRIPTION	UNITS PER ASSY	USABLE ON CODE
		1 2 3 4 5 6 7		
76 -		AILERON CONTROL SYSTEM INSTALLATION -----	NP	B
- 1	0510105-95	CABLE ASSEMBLY-AILERON DIRECT -----	2	
	0510105-195	CABLE ASSEMBLY-AILERON DIRECT STAINLESS STEEL -----	2	
		ATTACHING PARTS		
- 2	AN21-10	BOLT -----	1	
	AN320-1	NUT -----	1	
	MS24665-7	PIN -----	1	
- 3	AN3-7A	BOLT -----	1	
- 4	0422280	BUSHING -----	1	
- 5	MS21044N3	NUT -----	1	
- 6	AN155B32L	BARREL -----	1	
- 7	AN161-32LL	FORK -----	1	
		-----*		
- 8	0510105-13	CABLE ASSEMBLY-AILERON CARRY THRU -----	1	
	0510105-113	CABLE ASSEMBLY-AILERON CARRY THRU STAINLESS STEEL -----	1	
		ATTACHING PARTS		
- 9	AN3-17A	BOLT -----	2	
-10	0422280	BUSHING -----	2	
-11	MS21044N3	NUT -----	2	
-12	AN161-32LL	FORK LH ONLY -----	1	
-13	AN155B32L	BARREL LH ONLY -----	1	
		-----*		
-14	0760668-1	CHAIN ASSEMBLY-AILERON -----	1	
-15	0760668-2	CHAIN-AILERON LH LOWER -----	1	
-16	0760668-3	CHAIN-AILERON LH -----	1	
-17	0760668-4	CHAIN-AILERON RH -----	1	
-18	NAS288-35LH	TERMINAL -----	2	
-19	NAS288-35RH	TERMINAL -----	2	
	AN21-10	BOLT -----	4	
	AN320-1	NUT -----	4	
	MS24665-7	PIN -----	4	
-20	AN155B32S	BARREL -----	2	
-21	S378-4	PULLEY -----	2	
		ATTACHING PARTS		
-22	AN4-10A	BOLT -----	1	
	AN960-416	WASHER -----	1	
	NAS679A4	NUT -----	1	
		-----*		
-23	MS20220-2	PULLEY -----	2	
		ATTACHING PARTS		
-24	AN5-13A	BOLT -----	1	
-25	AN960-516L	WASHER -----	2	
-26	NAS679A5	NUT -----	1	
		-----*		
-27	C760610-3	GUARD -----	2	
-27A	C760680-2	GUARD-PULLEY RH SIDE -----	1	A
	0760680-1	GUARD-PULLEY LH SIDE -----	1	A
-28	MS24665-285	PIN-COTTER -----	2	
-29	MS20220-2	PULLEY -----	2	
		ATTACHING PARTS		
-30	AN5-12A	BOLT -----	1	
-31	AN960-516	WASHER -----	1	
-32	NAS679A5	NUT -----	1	
		-----*		
-33	0760610-2	GUARD -----	8	
-34	S378-4	PULLEY -----	2	
		ATTACHING PARTS		
-35	AN4-11A	BOLT -----	1	
-36	AN960-416	WASHER -----	1	
-37	NAS679A4	NUT -----	1	
		-----*		

CONTINUED ON NEXT PAGE

FIGURE AND INDEX NO.	PART NUMBER	DESCRIPTION	UNITS PER ASSY	USABLE ON CODE
76 -37A -38	0760609-1	BRACKET-AILERON PULLEY -----	1	
	0760611-1	BELLCRANK ASSEMBLY-LH -----	1	
	0760611-2	BELLCRANK ASSEMBLY-RH -----	1	
		ATTACHING PARTS		
-39	AN4-42A	BOLT -----	2	
-40	0523221	BUSHING -----	1	
-41	0523222	BUSHING -----	1	
-42	0522629	WASHER -----	1	
-43	NAS679A4	NUT -----	2	
		-----*		
-44	S394	PULLEY -----	1	
		ATTACHING PARTS		
-45	AN3-21A	BOLT -----	1	
-46	AN960-416	WASHER -----	2	
-47	NAS43HT4-16	SPACER -----	1	
-48	0512138	BUSHING -----	1	
-49	0512136	GUARD -----	1	
		-----*		
-50	0760615-1	GUARD -----	2	
	0760616-1	RUB STRIP -----	2	
		ATTACHING PARTS		
	AN515-8R12	SCREW -----	2	
	NAS679A08	NUT -----	2	
		-----*		
		A---182 SERIAL 18254300 THRU 18258505 A182 SERIAL A182-0001 THRU A182-0096		
		B---182 SERIAL 18253599 THRU 18258505 A182 SERIAL A182-0001 THRU A182-0096		

FIGURE AND INDEX NO.	PART NUMBER	DESCRIPTION	UNITS PER ASSY	USABLE ON CODE
		1 2 3 4 5 6 7		
76A-		AILERON CONTROL SYSTEM INSTALLATION -----	NP	A
- 1	0510105-228	CABLE ASSEMBLY-AILERON DIRECT -----	1	
	0510105-328	CABLE ASSEMBLY-AILERON DIRECT STAINLESS STEEL -----	1	
		ATTACHING PARTS		
- 2	AN3-7A	BOLT -----	1	
- 3	0422280	BUSHING -----	1	
- 4	MS21044N3	NUT -----	1	
- 5	AN155B32L	BARREL -----	1	
- 6	AN161-32LL	FORK -----	1	
		-----*		
- 6A	0713944-1	GUARD-CABLE -----	2	B
- 7	0510105-13	CABLE ASSEMBLY-AILERON CARRY THRU -----	1	
	0510105-113	CABLE ASSEMBLY-AILERON CARRY THRU STAINLESS STEEL -----	1	
		ATTACHING PARTS		
- 8	AN3-7A	BOLT -----	2	
- 9	0422280	BUSHING -----	2	
-10	MS21044N3	NUT -----	2	
-11	AN161-32LL	FORK LH ONLY -----	1	
-12	AN155B32L	BARREL LH ONLY -----	1	
		-----*		
CONTINUED ON NEXT PAGE				

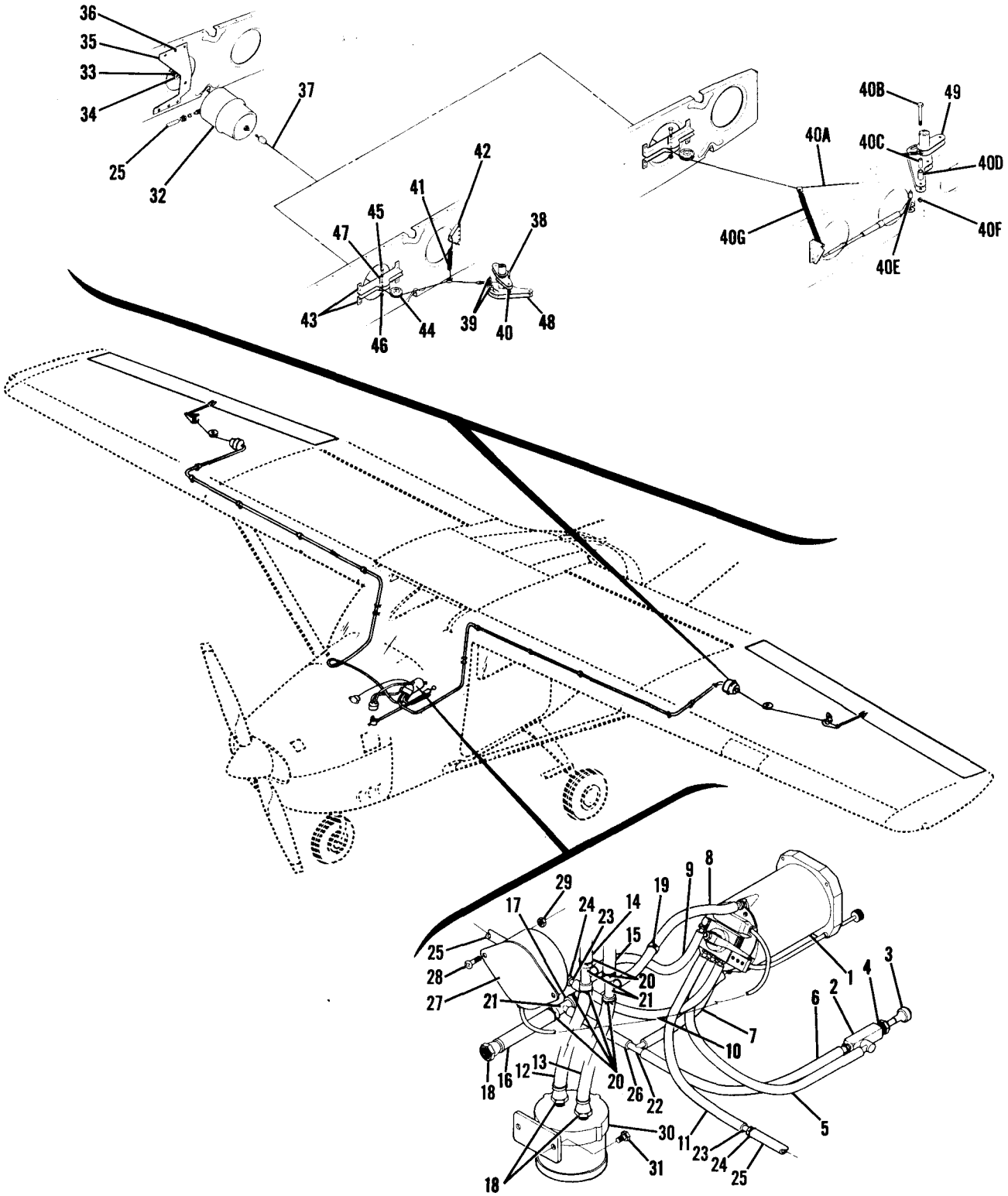
Flight Controls (Cont)



182 SERIAL 18258506 & ON
Figure 76A. Aileron Controls Installation

FIGURE AND INDEX NO.	PART NUMBER	DESCRIPTION	UNITS PER ASSY	USABLE ON CODE
		1 2 3 4 5 6 7		
76A-13	1260078-5	CABLE ASSEMBLY -----	1	
-14	1260078-2	CABLE ASSEMBLY LH -----	1	
	1260078-102	CABLE ASSEMBLY-LH STAINLESS STEEL -----	1	
-15	1260078-3	CABLE ASSEMBLY RH -----	1	
	1260078-103	CABLE ASSEMBLY-RH STAINLESS STEEL -----	1	
-16	AN155832S	BARREL -----	1	
-17	MS20220-2	PULLEY -----	1	
		ATTACHING PARTS		
-18	AN5-11A	BOLT -----	1	
	AN960-516	WASHER -----	2	
-19	NAS679A5	NUT -----	1	
-20	MS24665-136	PIN-COTTER -----	1	
		*-----		
-21	MS20220-2	PULLEY -----	2	
		ATTACHING PARTS		
-22	AN5-13A	BOLT -----	1	
-23	AN960-516L	WASHER -----	2	
-24	NAS679A5	NUT -----	1	
		*-----		
-25	0760610-1	GUARD -----	2	
-26	0760607-1	GUARD-PULLEY -----	1	
-27	MS24665-285	PIN-COTTER -----	2	
-28	MS20220-2	PULLEY -----	2	
		ATTACHING PARTS		
-29	AN5-13A	BOLT -----	1	
-30	AN960-516	WASHER -----	2	
-31	NAS679A5	NUT -----	1	
		*-----		
-32	0760610-2	GUARD -----	8	
-33	S378-4	PULLEY -----	2	
		ATTACHING PARTS		
-34	AN4-11A	BOLT -----	1	
-35	AN960-416	WASHER -----	6	
-36	NAS679A4	NUT -----	1	
		*-----		
-37	0760609-1	BRACKET-AILERON PULLEY -----	1	
-38	0760703-5	BELLCRANK ASSEMBLY-LH -----	1	
	0760703-6	BELLCRANK ASSEMBLY-RH -----	1	
		ATTACHING PARTS		
-39	AN4-42A	BOLT -----	2	
-40	0523321	BUSHING -----	1	
-41	0523222	BUSHING -----	1	
-42	0522629-1	WASHER -----	1	
-43	NAS679A4	NUT -----	2	
		*-----		
-44	S394	PULLEY -----	1	
		ATTACHING PARTS		
-45	AN3-21A	BOLT -----	1	
-46	AN960-416	WASHER -----	2	
-47	NAS43HT4-16	SPACER -----	1	
-48	0512138	BUSHING -----	1	
-49	0512136	GUARD -----	1	
		*-----		
-50	0760615-1	GUARD -----	2	
	0760616-1	RUB-STRIP -----	2	
		ATTACHING PARTS		
	AN515-8R12	SCREW -----	2	
	NAS679A08	NUT -----	2	
		*-----		
-51	1262005-1	BRACKET -----	1	
	MS21919DG6	CLAMP -----	1	
		ATTACHING PARTS		
	S1021Z10-6	SCREW -----	1	
	NAS446-1-3	NUT -----	1	
		*-----		
		A---182 SERIAL 18258506 & ON A182 SERIAL A182-0097 & ON B---182 SERIAL 18260147 & ON A182 SERIAL A182-0117 & ON		

Flight Controls (Cont)



182 SERIAL 18258506 & ON

Figure 76B. Wing Leveler Installation

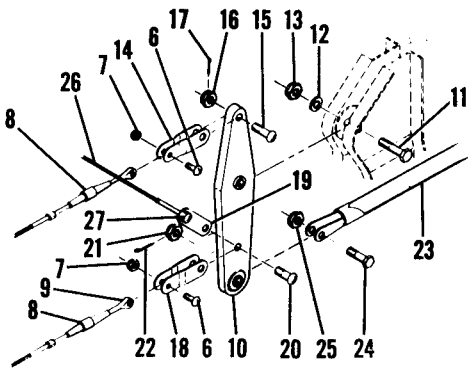
FIGURE AND INDEX NO.	PART NUMBER	DESCRIPTION	UNITS PER ASSY	USABLE ON CODE
		1 2 3 4 5 6 7		
768-		WING LEVELER INSTALLATION -----		
- 1	2904-1	TURN COORDINATOR BTID -----	NP	A
		ATTACHING PARTS -----	1	
	AN515B6R16	SCREW -----	3	
	AN340B6	NUT -----	3	
		-----*		
	TVA-1315	CAPACITOR LOCATED ON BACK OF INSTRUMENT -----	1	
- 2	S1791-1	VALVE ASSEMBLY-ON-OFF -----	1	
- 3	S1760-1	KNOB-VALVE ASSEMBLY -----	1	
- 4	AN960PD616	WASHER -----	AR	
- 5	S1800-1	HOSE* IN LG BULK ITEM REF S1800-1-* -----	1	
- 6	S1800-1	HOSE* IN LG BULK ITEM REF S1800-1-* -----	1	
- 7	S1800-1	HOSE* IN LG BULK ITEM REF S1800-1-* -----	1	
- 8	S1800-1	HOSE* IN LG BULK ITEM REF S1800-1-* -----	1	
- 9	S1800-1	HOSE* IN LG BULK ITEM REF S1800-1-* -----	1	
-10	S1800-1	HOSE* IN LG BULK ITEM REF S1800-1-* -----	1	
-11	S1800-1	HOSE* IN LG BULK ITEM REF S1800-1-* -----	1	
-12	S1495-6	HOSE* IN LG BULK ITEM REF S1495-6-* -----	1	
-13	S1495-6	HOSE* IN LG BULK ITEM REF S1495-6-* -----	1	
-14	S1495-6	HOSE* IN LG BULK ITEM REF S1495-6-* -----	1	
-15	S1495-6	HOSE* IN LG BULK ITEM REF S1495-6-* -----	1	
-16	S1495-6	HOSE* IN LG BULK ITEM REF S1495-6-* -----	1	
-17	S1495-6	HOSE* IN LG BULK ITEM REF S1495-6-* -----	1	
-18	S1497-6	FITTING-SOCKETLESS -----	6	
-19		RESTRICTOR PART OF 2904-1 TURN COORDINATOR -----	NP	
-20	S1494-9	CLAMP -----	6	
-21	S1793-2	TEE -----	3	
-22	S1793-1	TEE -----	1	
-23	S1794-1	FITTING -----	2	
-24	S1794-6	CLAMP -----	2	
-25	S1071-3	TUBE-POLYETHYLENE* IN LG BULK ITEM REF S1071-3-* -----	1	
-26	S1800-1	HOSE* IN LG BULK ITEM REF S1800-1-* -----	1	
-27		INVERTER PART OF 2900-1 TURN COORDINATOR -----	NP	
		ATTACHING PARTS -----		
-28	AN515-8R8	SCREW -----	2	
-29	NAS679A08	NUT -----	2	
		-----*		
-30	C294501-0101	FILTER ASSEMBLY -----	1	
		ATTACHING PARTS -----		
-31	AN3-3A	BOLT -----	2	
		-----*		
-32	1220-1-0	SERVO ASSEMBLY BTID -----	2	B
	1005-1-0	SERVO ASSEMBLY BTID -----	2	C
		ATTACHING PARTS -----		
-33	NAS679A5	NUT -----	1	
-34	S1450-5A15-050	WASHER -----	2	
		-----*		
-35	0724106-1	BRACKET-MOUNTING AILERON SERVO -----	1	
		ATTACHING PARTS -----		
-36	AN515-8R7	SCREW -----	6	
		-----*		
-37	0422358-6	CABLE ASSEMBLY -----	2	B
		ATTACHING PARTS -----		
-38	AN23-12	BOLT -----	1	B
-39	NAS43HT3-6	SPACER -----	2	B
-40	AN310-3	NUT -----	1	B
	MS24665-134	PIN-COTTER -----	1	B
		-----*		
-40A	0422358-9	CABLE ASSEMBLY -----	2	C
		ATTACHING PARTS -----		
-40B	AN3-16A	BOLT -----	1	C
-40C	0760126-1	BUSHING -----	1	C
-40D	NAS43HT4-42	SPACER -----	1	C
-40E	0422280	BUSHING -----	1	C
-40F	MS21044N3	NUT -----	1	C
		-----*		

CONTINUED ON NEXT PAGE

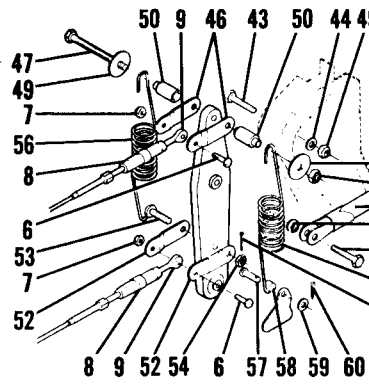
FIGURE AND INDEX NO.	PART NUMBER	DESCRIPTION	UNITS PER ASSY	USABLE ON CODE
76B-40G	0760127-1	SPRING -----	1	C
-41	1222016-3	SPRING -----	1	B
		ATTACHING PARTS		
-42	0724108-1	BRACKET-LH -----	1	
	0724108-2	BRACKET-RH -----	1	
		---*---		
-43	0724107-1	PULLEY BRACKET -----	2	
-44	S378-1L	PULLEY -----	1	
		ATTACHING PARTS		
-45	AN3-5A	BOLT -----	1	
	AN960-10L	WASHER -----	2	
-46	MS21044N3	NUT -----	1	
		---*---		
-47	MS24665-134	PIN-COTTER -----	2	
-48	0760705-7	BELLCRANK ASSEMBLY-LH REPLACES 0760703-5 -----	1	B
	0760705-5	BELLCRANK ASSEMBLY-RH REPLACES 0760703-6 -----	1	B
-49	0760703-5	BELLCRANK ASSEMBLY-LH -----	1	C
	0760703-6	BELLCRANK ASSEMBLY-RH -----	1	C
		NOTE. *LENGTH TO BE ADDED LATER		
		A---182 SERIAL 18258506 & ON A182 SERIAL A182-0097 & ON		
		B---182 SERIAL 18258506 THRU 18258865 A182 SERIAL A182-0097 THRU A182-0116		
		C---182 SERIAL 18258866 & ON A182 SERIAL A182-0117 & ON		

This page intentionally left blank.

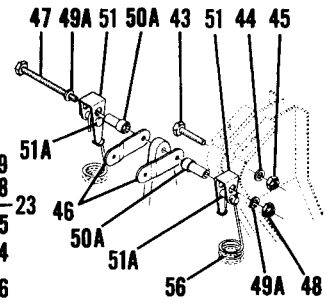
Flight Controls (Cont)



18253599 THRU 18255844



18255845 THRU 18260055



18260056 & ON

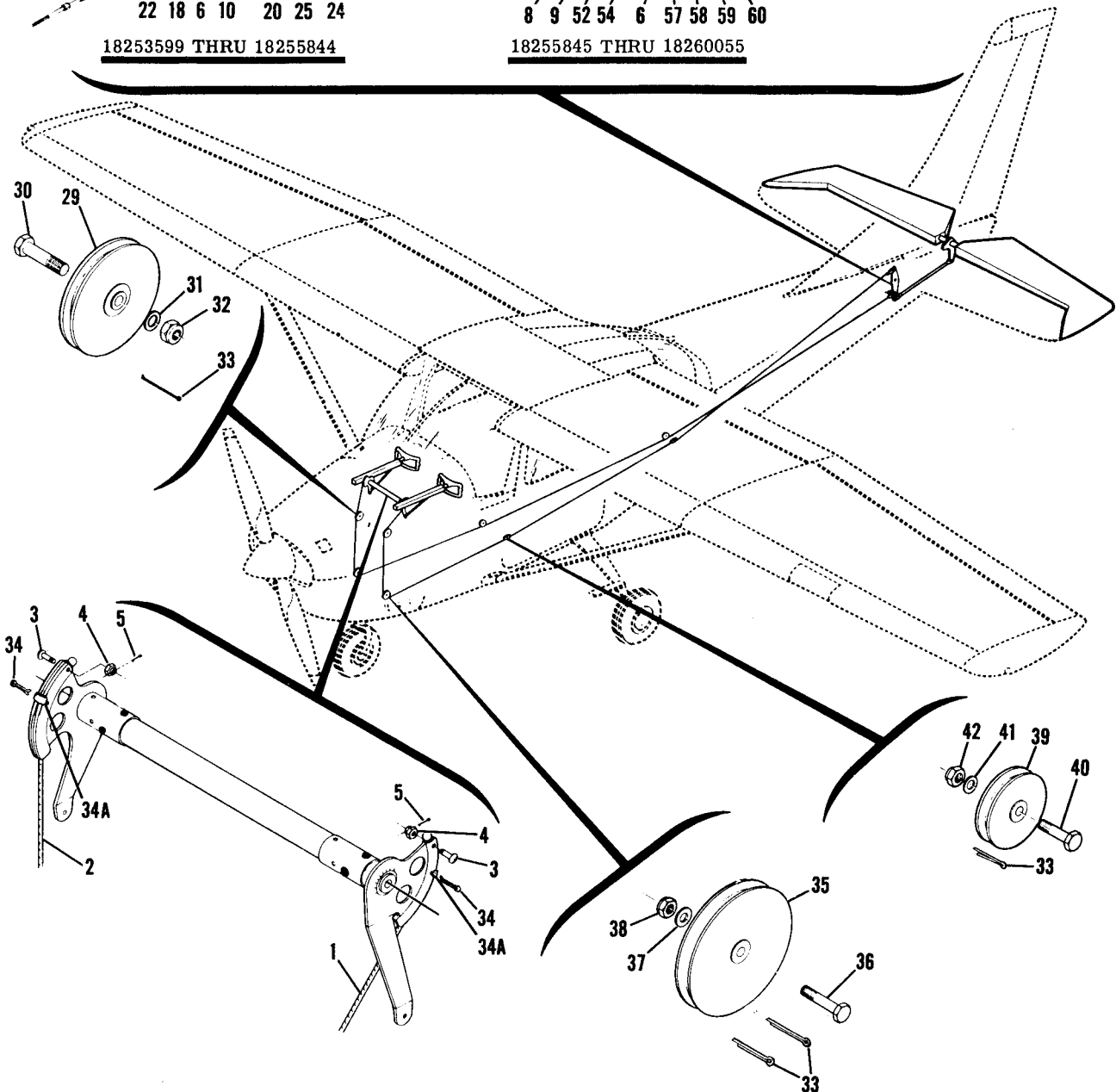


Figure 77. Elevator Control System

FIGURE AND INDEX NO.	PART NUMBER	DESCRIPTION	UNITS PER ASSY	USABLE ON CODE
		1 2 3 4 5 6 7		
77 -		ELEVATOR CONTROL SYSTEM -----	NP	
- 1	0510105-90	CABLE ASSEMBLY-LH -----	1	
	0510105-190	CABLE ASSEMBLY-LH STAINLESS STEEL -----	1	
- 2	0510105-89	CABLE ASSEMBLY-RH -----	1	
	0510105-189	CABLE ASSEMBLY-RH STAINLESS STEEL -----	1	
		ATTACHING PARTS -----		
- 3	AN21-10	BOLT -----	1	
- 4	AN320-1	NUT -----	1	
	AN960D6	WASHER -----	1	D
- 5	MS24665-24	PIN-COTTER -----	1	
- 6	AN23-10A	BOLT -----	1	
- 7	MS21044N3	NUT -----	1	
- 8	AN155B32S	BARREL -----	1	
- 9	AN165-22RS	EYE -----	1	
		-----*		
-10	0760675-1	BELLCRANK ASSEMBLY-ELEVATOR REAR -----	1	A
		ATTACHING PARTS -----		
-11	AN4-12A	BOLT -----	1	A
-12	AN960-416	WASHER -----	1	A
-13	NAS679A4	NUT -----	1	A
		-----*		
-14	0761202-2	LINK -----	2	
		ATTACHING PARTS -----		
-15	AN24-13	BOLT -----	1	
-16	AN320-4	NUT -----	1	
-17	MS24665-134	PIN-COTTER -----	1	
		-----*		
-18	0761202-2	LINK -----	2	
-19	1260012-2	LINK -----	1	
		ATTACHING PARTS -----		
-20	AN24-14	BOLT -----	1	
-21	AN320-4	NUT -----	1	
-22	MS24665-134	PIN-COTTER -----	1	
		-----*		
-23	0510111-11	LINK-PUSH PULL -----	1	
		ATTACHING PARTS -----		
-24	AN4-10A	BOLT -----	2	
-25	NAS679A4	NUT -----	2	
		-----*		
-26	0510105-88	CABLE ASSEMBLY-ELEVATOR DOWN SPRING -----	1	A
	0510105-188	CABLE ASSEMBLY-ELEVATOR DOWN SPRING STAINLESS STEEL -----	1	A
		ATTACHING PARTS -----		
-27	AN23-10A	BOLT -----	1	A
	MS21044N3	NUT -----	1	A
-28		DELETED-NEVER USED -----		
		-----*		
-29	MS20220-2	PULLEY LH ONLY -----	1	C
	MS20220-2	PULLEY -----	2	D
		ATTACHING PARTS -----		
-30	AN5-11A	BOLT -----	1	
-31	AN960-516	WASHER -----	1	
-32	NAS679A5	NUT -----	1	
		-----*		
-33	MS24665-136	PIN-COTTER -----		
-34	MS24665-132	PIN-COTTER -----	2	C
-34A	0760106-1	GUARD-CABLE -----	1	D
-35	S378-4	PULLEY -----	2	
		ATTACHING PARTS -----		
-36	AN4-10A	BOLT -----	1	
-37	AN960-416L	WASHER -----	1	
-38	NAS679A4	NUT -----	1	
		-----*		

CONTINUED ON NEXT PAGE

FIGURE AND INDEX NO.	PART NUMBER	DESCRIPTION	UNITS PER ASSY	USABLE ON CODE
77 -39	S378-3L	PULLEY ----- ATTACHING PARTS	4	
-40	AN4-10A	BOLT -----	1	
-41	AN960-416L	WASHER -----	1	
-42	NAS679A4	NUT ----- -----*	1	
	0760675-3	BELLCRANK ASSEMBLY-ELEVATOR REAR -----	1	E
	0760675-5	BELLCRANK ASSEMBLY-ELEVATOR REAR ----- ATTACHING PARTS	1	F
-43	AN4-12A	BOLT -----	1	B
-44	AN960-416	WASHER -----	1	B
-45	NAS679A4	NUT ----- -----*	1	B
-46	0761202-4	LINK-ELEVATOR BELLCRANK ----- ATTACHING PARTS	2	
-47	AN4-31A	BOLT -----	1	
-48	NAS679A4	NUT -----	1	
-49	AN970-4	WASHER -----	2	E
-49A	AN960-416	WASHER -----	2	F
-50	0760687-1	SPACER -----	2	E
-50A	0760687-2	SPACER -----	2	F
-51	0760130-1	LINK ASSEMBLY ----- -----*	2	F
-51A	MS20392-3C25	PIN -----	2	F
	MS24665-132	COTTER PIN -----	2	F
-52	0761202-2	LINK-ELEVATOR BELLCRANK ----- ATTACHING PARTS	2	
-53	AN24-14	BOLT -----	1	
-54	AN320-4	NUT -----	1	
-55	MS24665-134	COTTER PIN ----- -----*	1	
-56	0760685-1	SPRING-ELEVATOR BELLCRANK ----- ATTACHING PARTS	2	B
-57	MS20392-3C19	PIN -----	1	B
-58	NAS43HT4-16	SPACER -----	1	B
-59	AN960-416L	WASHER -----	1	B
-60	MS24665-132	COTTER PIN ----- -----*	1	B
<p>A---182 SERIAL 18253599 THRU 18255844 B---182 SERIAL 18255845 & ON A182 SERIAL A182-0001 & ON C---182 SERIAL 18253599 THRU 18258505 A182 SERIAL A182-0001 THRU A182-0096 D---182 SERIAL 18258506 & ON A182 SERIAL A182-0097 & ON E---182 SERIAL 18255845 THRU 18260055 A182 SERIAL A182-0001 THRU A182-0116 F---182 SERIAL 18260056 & ON A182 SERIAL A182-0117 & ON</p>				

This page intentionally left blank.

Flight Controls (Cont)

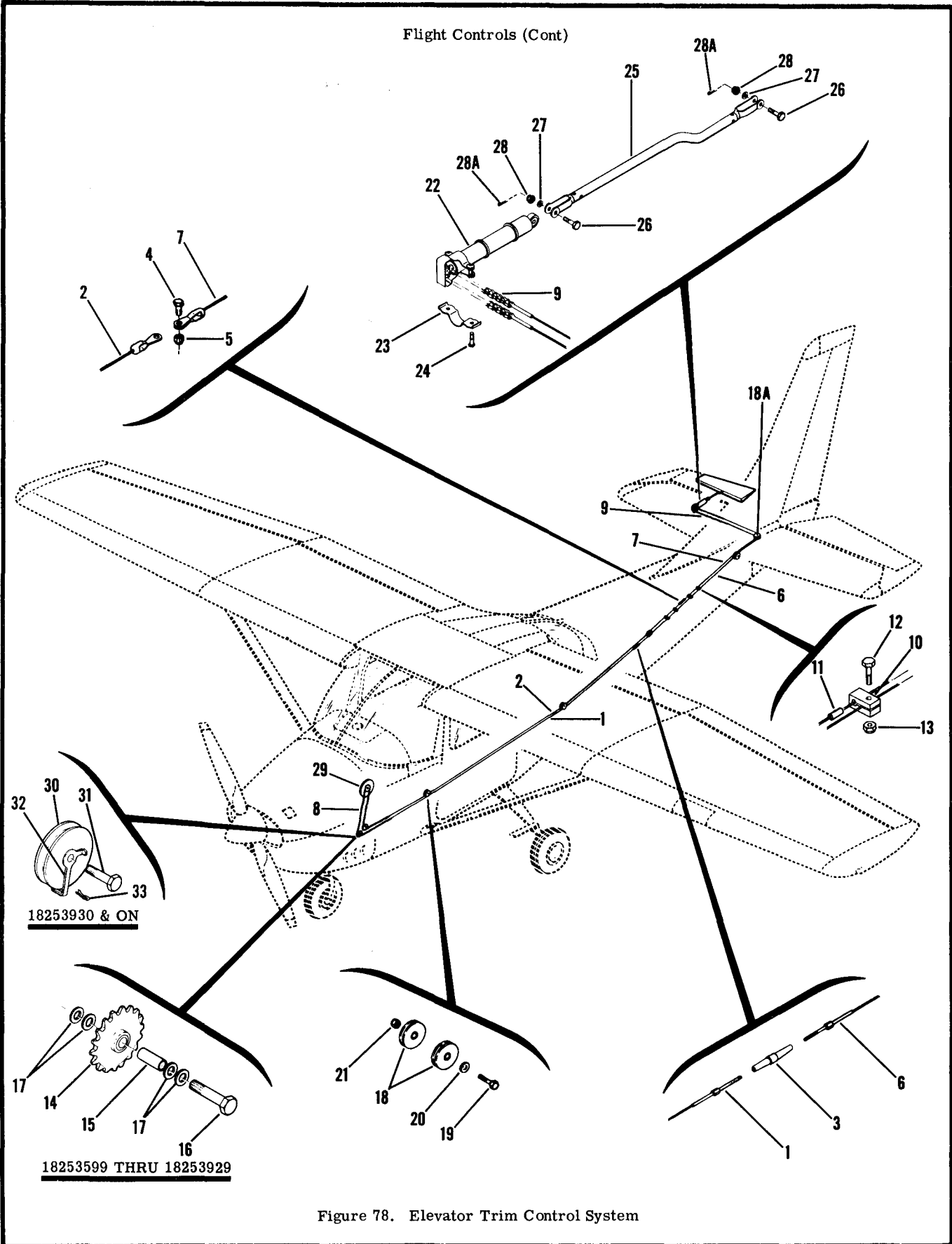


Figure 78. Elevator Trim Control System

FIGURE AND INDEX NO.	PART NUMBER	DESCRIPTION	UNITS PER ASSY	USABLE ON CODE
78 -		ELEVATOR TRIM CONTROL SYSTEM -----	NP	
- 1	0510105-86	CABLE ASSEMBLY-FWD LH -----	1	A
	0510105-186	CABLE ASSEMBLY-FWD LH STAINLESS STEEL -----	1	A
	0510105-202	CABLE ASSEMBLY-FWD LH -----	1	B
	0510105-302	CABLE ASSEMBLY-FWD LH STAINLESS STEEL -----	1	B
- 2	0510105-97	CABLE ASSEMBLY-FWD RH -----	1	A
	0510105-197	CABLE ASSEMBLY-FWD RH STAINLESS STEEL -----	1	A
	0510105-201	CABLE ASSEMBLY-FWD RH -----	1	B
	0510105-301	CABLE ASSEMBLY-FWD RH STAINLESS STEEL -----	1	B
		ATTACHING PARTS		
- 3	AN15588S	BARREL LH ONLY -----	1	
- 4	AN3-3A	BOLT RH ONLY -----	1	
- 5	MS21044N3	NUT RH ONLY -----	1	
		-----*		
- 6	0510105-87	CABLE ASSEMBLY-AFT LH -----	1	
	0510105-187	CABLE ASSEMBLY-AFT LH STAINLESS STEEL -----	1	
- 7	0510105-98	CABLE ASSEMBLY-AFT RH -----	1	
	0510105-198	CABLE ASSEMBLY-AFT RH STAINLESS STEEL -----	1	
- 8	0432138-11	CHAIN-FORWARD -----	1	A
	0432138-6	CHAIN-FORWARD -----	1	B
- 9	0432138-10	CHAIN-AFT -----	1	A
	0432138-7	CHAIN-AFT -----	1	B
-10	0411523	BLOCK-ELEVATOR TAB STOP -----	4	
		ATTACHING PARTS		
-11	0411524	BUSHING -----	1	
-12	AN3-6A	BOLT -----	1	
-13	MS21044N3	NUT -----	1	
		-----*		
-14	0761210-4	SPROCKET -----	2	A
		ATTACHING PARTS		
-15	0411491	BUSHING -----	1	A
-16	AN3-10A	BOLT -----	1	A
-17	AN960-416	WASHER -----	4	A
		-----*		
-18	S378-1	PULLEY-ELEVATOR TRIM -----	2	
-18A	S378-1L	PULLEY-ELEVATOR TRIM -----	8	
-19	AN3-10A	BOLT -----	5	
-20	AN960-416L	WASHER -----	5	
-21	MS21044N3	NUT -----	5	
	MS24665-136	PIN-COTTER -----	3	
-22	0310293-2	ACTUATOR ASSEMBLY-ELEVATOR TRIM WHEN EXHAUSTED -----	1	C
		USE 0310293-14		
	0310293-14	ACTUATOR ASSEMBLY-ELEVATOR TRIM WHEN EXHAUSTED -----	1	D
		USE 1260074-1		
	1260074-1	ACTUATOR ASSEMBLY-ELEVATOR TRIM -----	1	E
		ATTACHING PARTS		
-23	0432126	CLAMP -----	2	
-24	AN520-10R8	SCREW -----	4	
		-----*		
-25	0760658-1	TUBE-PUSH PULL WEU 0760133-1 -----	1	
	0760133-1	TUBE-PUSH PULL -----	1	
		ATTACHING PARTS		
-26	NAS464P3-9	BOLT -----	2	
-27	AN960-10L	WASHER -----	2	
-28	AN320C3	NUT -----	2	
-28A	MS24665-134	COTTER PIN -----	2	
		-----*		
-29	SEE FIG 75	CONSOLE INSTALLATION -----	1	
-30	S378-2	PULLEY -----	2	B
		ATTACHING PARTS		
-31	AN3-10A	BOLT -----	1	B
-32	0760610-4	GUARD-CABLE -----	1	B
-33	MS24665-144	COTTER PIN -----	1	F
		-----*		
		A---182 SERIAL 18253599 THRU 18253929		
		B---182 SERIAL 18253930 & ON		
		A182 SERIAL A182-0001 & ON		
		C---182 SERIAL 18253599 THRU 18256232		
		D---182 SERIAL 18256233 THRU 18256783		
		E---182 SERIAL 18256784 & ON		
		A182 SERIAL A182-0001 & ON		
		F---182 SERIAL 18258506 & ON		
		A182 SERIAL A182-0097 & ON		

Flight Controls (Cont)

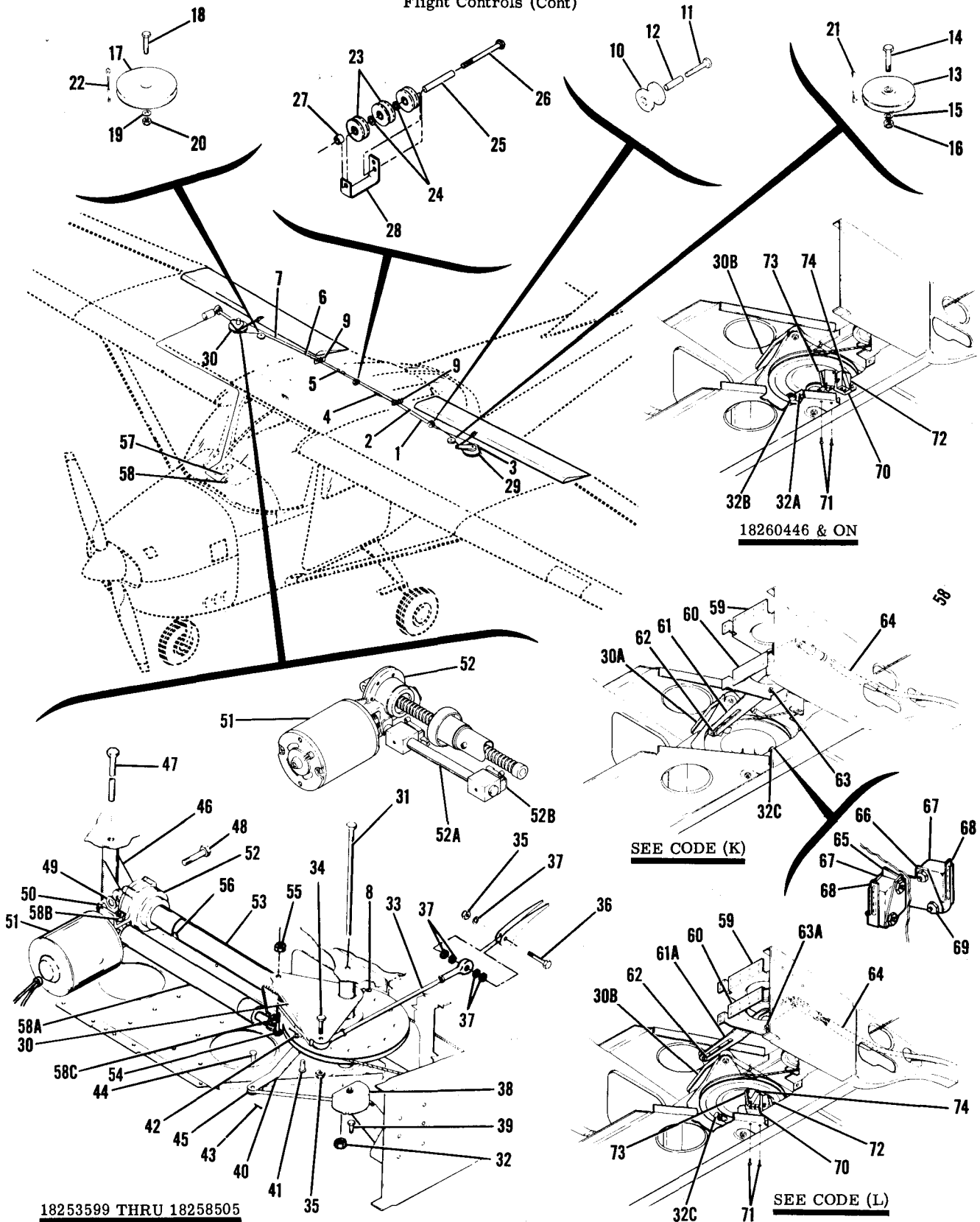


Figure 79. Electric Flap System Installation

FIGURE AND INDEX NO.	PART NUMBER	DESCRIPTION	UNITS PER ASSY	USABLE ON CODE
1 2 3 4 5 6 7				
79 -		FLAP SYSTEM INSTALLATION-ELECTRIC -----	NP	
- 1	0510105-93	CABLE-FLAP RETRACT LH -----	1	
	0510105-193	CABLE-FLAP RETRACT LH STAINLESS STEEL -----	1	
- 2	0510105-91	CABLE-FLAP DIRECT LH -----	1	
	0510105-191	CABLE-FLAP DIRECT LH STAINLESS STEEL -----	1	
		ATTACHING PARTS		
- 3	MS20392-1C11	PIN -----	1	
	MS24665-134	COTTER PIN -----	1	
- 4	AN155B16S	BARREL FLAP RETRACT ONLY -----	1	
- 5	AN155B32S	BARREL FLAP DIRECT ONLY -----	1	
		-----*		
- 6	0510105-94	CABLE-FLAP RETRACT RH -----	1	
	0510105-194	CABLE-FLAP RETRACT RH STAINLESS STEEL -----	1	
- 7	0510105-92	CABLE-FLAP DIRECT RH -----	1	
	0510105-192	CABLE-FLAP DIRECT RH STAINLESS STEEL -----	1	
		ATTACHING PARTS		
- 8	MS20392-1C11	PIN -----	1	
	MS24665-134	COTTER PIN -----	1	
		-----*		
- 9	0760616-1	RUB STRIP -----	2	
	0760615-1	GUARD -----	2	
		ATTACHING PARTS		
	AN515-8R12	SCREW -----	2	
	NAS679A08	NUT -----	2	
		-----*		
-10	S1052-1	PULLEY LH ONLY -----	1	
		ATTACHING PARTS		
-11	AN3-11A	BOLT -----	1	
-12	1260064-1	BUSHING -----	1	
		-----*		
-13	MS20220-2	PULLEY -----	1	
		ATTACHING PARTS		
-14	AN5-12A	BOLT -----	1	
-15	AN960-516L	WASHER -----	1	
-16	NAS679A5	NUT -----	1	
		-----*		
-17	S378-2	PULLEY -----	1	
		ATTACHING PARTS		
-18	AN3-6A	BOLT -----	1	
-19	AN960-10	WASHER -----	1	
-20	MS21044N3	NUT -----	1	
		-----*		
-21	MS24665-285	COTTER PIN -----	1	
-22	MS24665-283	COTTER PIN -----	1	
-23	S394	PULLEY -----	2	
		ATTACHING PARTS		
-24	AN960-416	WASHER -----	2	
-25	0512138	BUSHING -----	1	
-26	AN3-21A	BOLT -----	1	
-27	NAS43HT4-16	SPACER -----	1	
-28	0512136	GUARD -----	1	
		-----*		
-29	0760612-7	DRIVE PULLEY ASSEMBLY-LH -----	1	
-30	0760612-1	DRIVE PULLEY ASSEMBLY-RH -----	1	H
-30A	1262010-1	DRIVE PULLEY ASSEMBLY-RH -----	1	K
-30B	0762024-2	DRIVE PULLEY ASSEMBLY-RH -----	1	M
	0762024-14	DRIVE PULLEY ASSEMBLY-RH -----	1	X
	0762024-24	DRIVE PULLEY ASSEMBLY-RH -----	1	C
		ATTACHING PARTS		
-31	AN4-56A	BOLT -----	1	
	0523536	BUSHING -----	1	
	0522629-1	WASHER -----	1	
-32	NAS679A4	NUT -----	1	
		-----*		
	B610	BEARING TOR -----	2	
	1262007-1	BRACKET -----	1	S
	AN256-10	NUT-ANGLE PLATE -----	2	S
-32A	0762034-1	ARM-FLAP LIMIT SWITCH LH -----	1	X
	0762034-2	ARM-FLAP LIMIT SWITCH RH -----	1	X
		ATTACHING PARTS		
-32B	AN3-6	BOLT -----	2	X
	AN970-3	WASHER INSTALLED UNDER 0762034 ARM -----	2	X
	AN960-10	WASHER -----	3	X
		-----*		

CONTINUED ON NEXT PAGE



FIGURE AND INDEX NO.	PART NUMBER	DESCRIPTION	UNITS PER ASSY	USABLE ON CODE		
					1	2
79 -32C	NAS428H3-6	BOLT -----	2	S		
	NAS428H3-5	BOLT ALTERNATE -----	2	S		
-33	0523537	ROD ASSEMBLY -----	2			
		ATTACHING PARTS -----				
-34	AN3-6A	BOLT -----	1			
-35	MS21044N3	NUT -----	1			
-36	AN3-10A	BOLT -----	1			
-37	AN960-10	WASHER -----	5			
		-----*				
-38	C590501-0101 *	POSITION TRANSMITTER-FLAP -----	1	H		
		ATTACHING PARTS -----				
-39	AN3-3A	BOLT -----	2			
		-----*				
-40	C510195-1	ARM ASSEMBLY-FLAP POSITION TRANSMITTER -----	1	H		
		ATTACHING PARTS -----				
-41	MS20392-2C15	PIN -----	1	H		
-42	AN960-10L	WASHER -----	1	H		
-43	MS24665-132	COTTER PIN -----	2	H		
-44	MS20392-2C9	PIN -----	1	H		
-45	NAS43DD3-12	SPACER -----	1	H		
		-----*				
-46	0760619-1	HINGE ASSEMBLY-FLAP MOTOR -----	1			
		ATTACHING PARTS -----				
-47	AN4-56A	BOLT -----	1			
	0760613-1	BUSHING -----	1	H		
	NAS679A4	NUT -----	1			
	0522629	WASHER -----	1			
	0523536	BUSHING -----	1	G		
		-----*				
	B610	BEARING TOR -----	2			
	C301002-0301	TRANSMISSION & MOTOR ASSEMBLY INTERNAL FILTERED -----	1	A		
	C301002-0303	TRANSMISSION & MOTOR ASSEMBLY INTERNAL FILTERED -----	1	B		
		ATTACHING PARTS -----				
-48	AN6-15A	BOLT -----	1			
-49	AN960-616	WASHER -----	1			
-50	NAS679A6	NUT -----	1			
		-----*				
-51	C301002-0103	MOTOR-FLAP ACTUATOR INTERNAL FILTERED -----	1	Z		
	S1638-2	HOUSING CAP -----	1			
	S1635-2	PIN-HOUSING -----	2			
-52	C301002-0305	ACTUATOR-FLAP -----	1	A		
	C301002-0306	ACTUATOR-FLAP -----	1	B		
		ATTACHING PARTS -----				
	H14-3	NUT KNM -----	2			
	AN936A4	WASHER -----	2			
		-----*				
	11918	COUPLING DHDD -----	1			
	C301001-0211	COUPLING -----	1			
-52A	C301002-0307	SWITCH BAR ASSEMBLY -----	1	A		
-52B	V3L-3-09	SWITCH -----	2	Z		
		ATTACHING PARTS -----				
	AN515-4-9	SCREW -----	2	A		
	AN936-A4	WASHER -----	2	A		
		-----*				
-53	0760620-1	TUBE ASSEMBLY-FLAP -----	1			
		ATTACHING PARTS -----				
-54	AN4-15A	BOLT -----	1			
	0760614-1	BUSHING -----	1			
-55	AN310-4	NUT -----	1			
	MS24665-134	COTTER PIN -----	1			
		-----*				
	S500-1	BEARING-OILITE -----	1			
-56	AN565D832H3	SET SCREW -----	1			
-57	C668001-0101 *	INDICATOR-FLAP -----	1			
-58	0760632-1	SWITCH-FLAP -----	1			
-58A	10650	CYLINDER -----	1	D		
		ATTACHING PARTS -----				
-58B	NAS221-14	SCREW -----	1			
	NAS43HT3-4	SPACER -----	1			
	AN960-10	WASHER -----	1			
	MS21044N3	NUT -----	1			
	0409007-2	BRACKET -----	1			
-58C	NAS221-10	SCREW -----	1			
	AN960-10L	WASHER -----	1			
	MS21044N3	NUT -----	1			
		-----*				

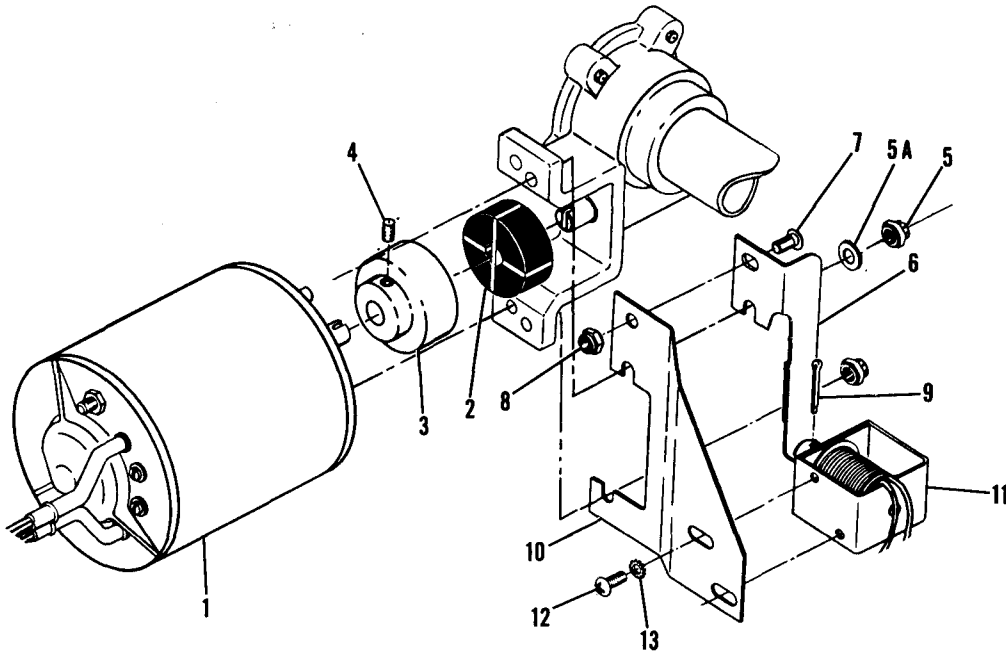
CONTINUED ON NEXT PAGE

FIGURE AND INDEX NO.	PART NUMBER	DESCRIPTION	UNITS PER ASSY	USABLE ON CODE
		1 2 3 4 5 6 7		
79 -59	1262011-2	SUPPORT-LEVER ARM UPPER -----	1	T
-60	1262011-1	SUPPORT-LEVER ARM LOWER -----	1	T
-61	1262014-1	BELLCRANK ASSEMBLY-FLAP CONTROL -----	1	K
-61A	0762032-1	BELLCRANK ASSEMBLY-FLAP CONTROL -----	1	M
	0762033-1	ARM ASSEMBLY-FLAP CONTROL -----	1	U
		ATTACHING PARTS		
-62	AN3-4A	BOLT -----	1	V
	MS21044N3	NUT -----	1	V
	NAS43HT3-8	SPACER -----	1	V
	AN970-3	WASHER -----	1	U
	AN960-10L	WASHER -----	1	U
-63	AN4-35A	BOLT -----	1	K
	AN960-416	WASHER -----	1	V
	NAS679A4	NUT -----	1	V
	1262008-1	WASHER -----	2	V
	NAS75-4-304	BUSHING -----	1	K
		*-----		
-63A	AN4-15A	BOLT -----	1	W
	NAS75-4-103	BUSHING -----	1	W
-64	SEE FIG 79B 879C	FLAP CONTROL DETAIL INSTALLATION -----	1	G
-65	1262019-2	BRACKET -----	1	G
-66	1262019-1	BRACKET -----	1	G
		ATTACHING PARTS		
	AN515-6R8	SCREW -----	2	
	NAS679A06	NUT -----	2	
	NAS620-4	WASHER -----	4	
		*-----		
-67	MS25253-1	SWITCH -----	2	G
-68	S1912-1	ACTUATOR MCS -----	2	G
		ATTACHING PARTS		
-69	AN515-4R12	SCREW -----	2	
	NAS620-4	WASHER -----	2	
	AN936A4	WASHER -----	2	
	AN340-4	NUT -----	2	
		*-----		
-70	0762029-3	BRACKET ASSEMBLY -----	1	M
	0762029-4	BRACKET ASSEMBLY -----	1	N
		ATTACHING PARTS		
-71	AN515-6R6	SCREW -----	2	L
	S1021Z6-8	SCREW -----	1	N
	1270808-1	SHIM -----	AR	P
		*-----		
-72	MS25253-1	SWITCH -----	2	L
-73	S1912-1	ACTUATOR MCS -----	2	L
		ATTACHING PARTS		
-74	AN340-4	NUT -----	2	L
	AN515-4R10	SCREW -----	2	L
	AN936A4	WASHER -----	2	L
	1670019-1	INSULATOR -----	2	O
		*-----		
<p>NOTE. *WHEN INITIALLY ORDERING EITHER OF THESE PARTS FOR AIRPLANES PRIOR TO SERIAL 18256685 IT IS NECESSARY TO ORDER BOTH THE C590501-0101 TRANSMITTER & C668001-0101 INDICATOR.</p> <p>A---182 SERIAL 18253599 THRU 18258505 18260699 & ON A182 SERIAL A182-0001 THRU A182-0096 A182-0137 & ON</p> <p>B---182 SERIAL 18258506 THRU 18260698 A182 SERIAL A182-0097 THRU A182-0136</p> <p>C---182 SERIAL 18260699 & ON</p>				
CONTINUED ON NEXT PAGE				

FIGURE AND INDEX NO.	PART NUMBER	DESCRIPTION	UNITS PER ASSY	USABLE ON CODE
79 -		<p style="text-align: center;">1 2 3 4 5 6 7</p> <p>D---182 SERIAL 18253599 THRU 18260698 A182 SERIAL A182-0001 THRU A182-0136</p> <p>E---182 SERIAL 18253599 THRU 18256684</p> <p>F---182 SERIAL 18256685 & ON A182 SERIAL A182-0001 & ON</p> <p>G---182 SERIAL 18258506 & ON A182 SERIAL A182-0097 & ON</p> <p>H---182 SERIAL 18253599 THRU 18258505 A182 SERIAL A182-0001 THRU A182-0096</p> <p>J---DELETED NEVER USED</p> <p>K---182 SERIAL 18258506 THRU 18258605, 18258607 18258608, 18258610 THRU 18258617 18258619 THRU 18258624, 18258626 THRU 18258631, 18258633 THRU 18258638, 18258640 THRU 18258645 18258647 THRU 18258652, 18258654 THRU 18258659, 18258661 THRU 18258666, 18258668 THRU 18258673 18258675 THRU 18258680, 18258682 THRU 18258688, 18258690 THRU 18258694, 18258696, THRU 18258701 18258703 THRU 18258708, 18258710 THRU 18258715, 18258717 THRU 18258722, 18258724, THRU 18258729, 18258731, THRU 18258736 A182 SERIAL A182-0097 THRU A182-0116</p> <p>L---182 SERIAL 18258606, 18258609, 18258618 18258625, 18258632, 18258639 18258646, 18258653, 18258660 18258667, 18258674, 18258661 18258689, 18258695, 18258702 18258709, 18258716, 18258723 18258730, 18258737 & ON A182 SERIAL A182-0117 & ON</p> <p>M---182 SERIAL 18258606, 18258609, 18258618 18258625, 18258632, 18258639 18258646, 18258653, 18258660 18258667, 18258674, 18258681 18258689, 18258695, 18258702 18258709, 18258716, 18258723 18258730, 18258737 THRU 18259991</p> <p>N---182 SERIAL 18259992 & ON A182 SERIAL A182-0117 & ON</p> <p>O---182 SERIAL 18259472 & ON A182 SERIAL A182-0117 & ON</p> <p>P---182 SERIAL 18259306 & ON A182 SERIAL A182-0117 & ON</p> <p>Q---DELETED NEVER USED</p> <p>R---DELETED NEVER USED</p> <p>S---182 SERIAL 18258506 THRU 18259991 A182 SERIAL A182-0097 THRU A182-0116</p> <p>T---182 SERIAL 18258506 THRU 18260445 A182 SERIAL A182-0097 & ON</p> <p>U---182 SERIAL 18259992 THRU 18260445 A182 SERIAL A182-0117 & ON</p> <p>V---182 SERIAL 18253599 THRU 18260445 A182 SERIAL A182-0001 & ON</p> <p>W---182 SERIAL 18258606, 18258609, 18258618 18258625, 18258632, 18258639 18258646, 18258653, 18258660 18258667, 18258674, 18258681 18258689, 18258695, 18258702 18258709, 18258716, 18258723 18258730, 18258737 THRU 18260445 A182 SERIAL A182-0117 & ON</p> <p>X---182 SERIAL 18259992 THRU 18260698 A182 SERIAL A182-0117 THRU A182-0136</p>		

This page intentionally left blank.

Flight Controls(Cont)



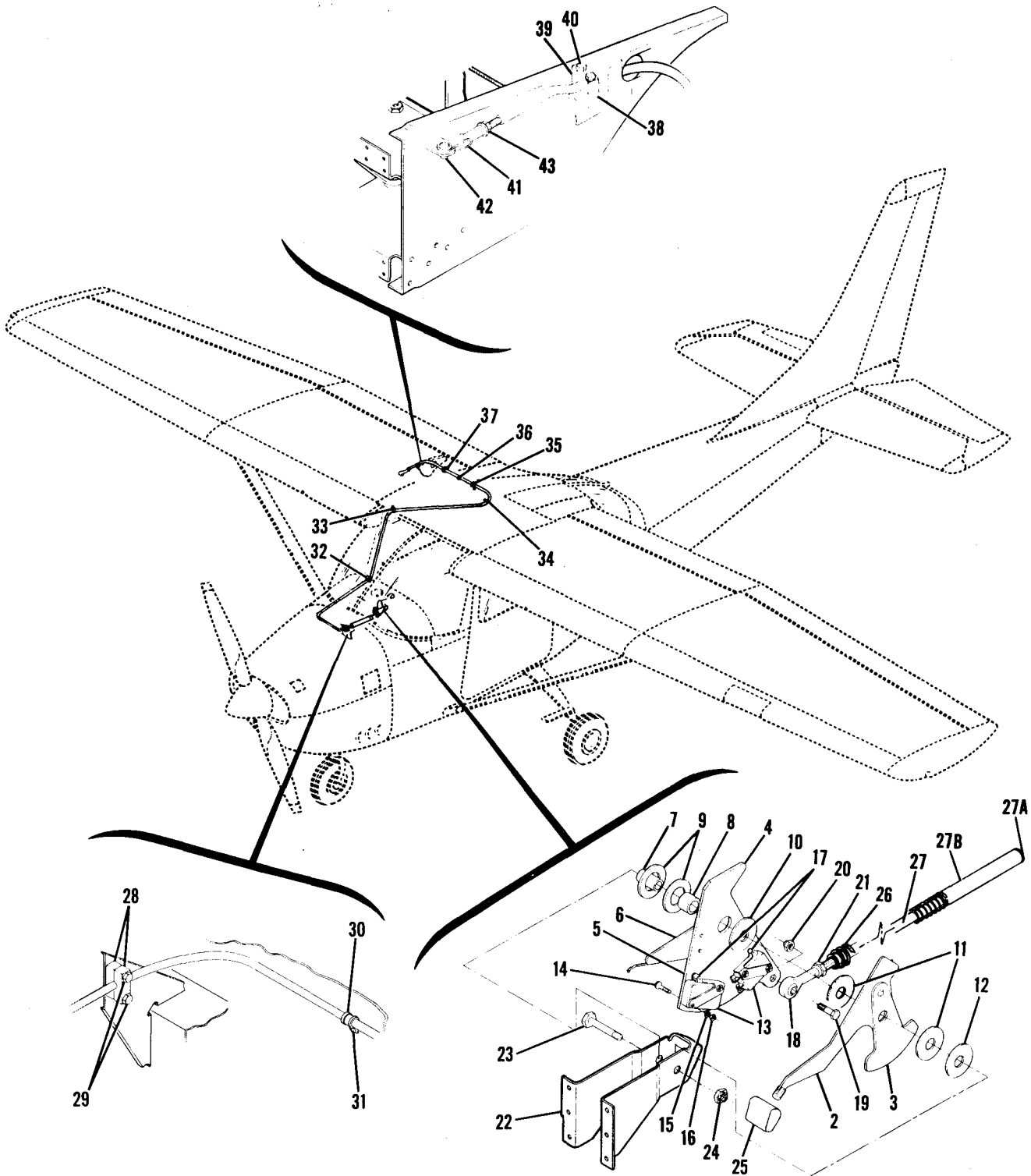
182 SERIAL 18255845 THRU 18257066

Figure 79A. Flap Actuator Transmission and Motor Assembly

FIGURE AND INDEX NO.	PART NUMBER	DESCRIPTION	UNITS PER ASSY	USABLE ON CODE
79A-		1 2 3 4 5 6 7		
- 1	0760657-5	FLAP ACTUATOR TRANSMISSION & MOTOR ASSEMBLY -----	1	A
	M072218A	MOTOR-FLAP ACTUATOR AM -----	1	
	1016584	TRANSMISSION ASSEMBLY-FLAP ACTUATOR DHDD -----	1	
- 2	11918	COUPLING -----	1	
- 3	0760684-1	DRUM-BRAKE -----	1	
		ATTACHING PARTS -----		
- 4	AN565D6H3	SET SCREW -----	1	
		-----*		
	0760683-6	BRAKE ASSEMBLY -----	1	
		ATTACHING PARTS -----		
- 5	H14-3	NUT KNM -----	2	
- 5A	AN936B10	WASHER -----	2	
		-----*		
- 6	0760683-7	SPRING ASSEMBLY -----	1	
		ATTACHING PARTS -----		
- 7	AN515-6R6	SCREW -----	1	
- 8	NAS679A06	NUT -----	1	
- 9	MS24665-132	COTTER PIN -----	1	
		-----*		
-10	0760683-9	BRACKET -----	1	
-11	28INT-12DC	SOLENOID GN -----	1	
		ATTACHING PARTS -----		
-12	AN515-6R4	SCREW -----	2	
-13	AN936B6	WASHER -----	2	
		-----*		
		A---182 SERIAL 18255845 THRU 18257066 18257069, 18257072 A182 SERIAL A182-0001 THRU A182-0006		

FIGURE AND INDEX NO.	PART NUMBER	DESCRIPTION	UNITS PER ASSY	USABLE ON CODE
		1 2 3 4 5 6 7		
79B-		FLAP CONTROLS DETAIL INSTALLATION -----	NP	A
- 1	1262026-1	LEVER ASSEMBLY-FLAP WHEN EXHAUSTED USE 1512280-13 -----	1	B
	1512280-13	LEVER ASSEMBLY-FLAP -----	1	C
- 2	1512280-11	LEVER-FLAP -----	1	
- 3	1452530-6	CAM -----	1	
- 4	1560033-12	ARM ASSEMBLY FLAP -----	1	
- 5	1552531-4	ARM -----	1	
- 6	1562033-4	INDICATOR ASSEMBLY -----	1	
- 7	NAS75-3-016	BUSHING -----	1	
- 8	1512280-24	BUSHING -----	1	
- 9	1452533-4	WASHER -----	2	
-10	S1450-5-14-032	WASHER -----	1	
-11	1512280-25	WASHER -----	2	
-12	1452533-2	WASHER -----	1	
-13	MS25253-1	SWITCH -----	2	
		ATTACHING PARTS		
-14	AN515-4R12	SCREW -----	2	
-15	NAS620-4	WASHER -----	2	
-16	AN340-4	NUT -----	2	
		*-----		
CONTINUED ON NEXT PAGE				

Flight Controls (Cont)

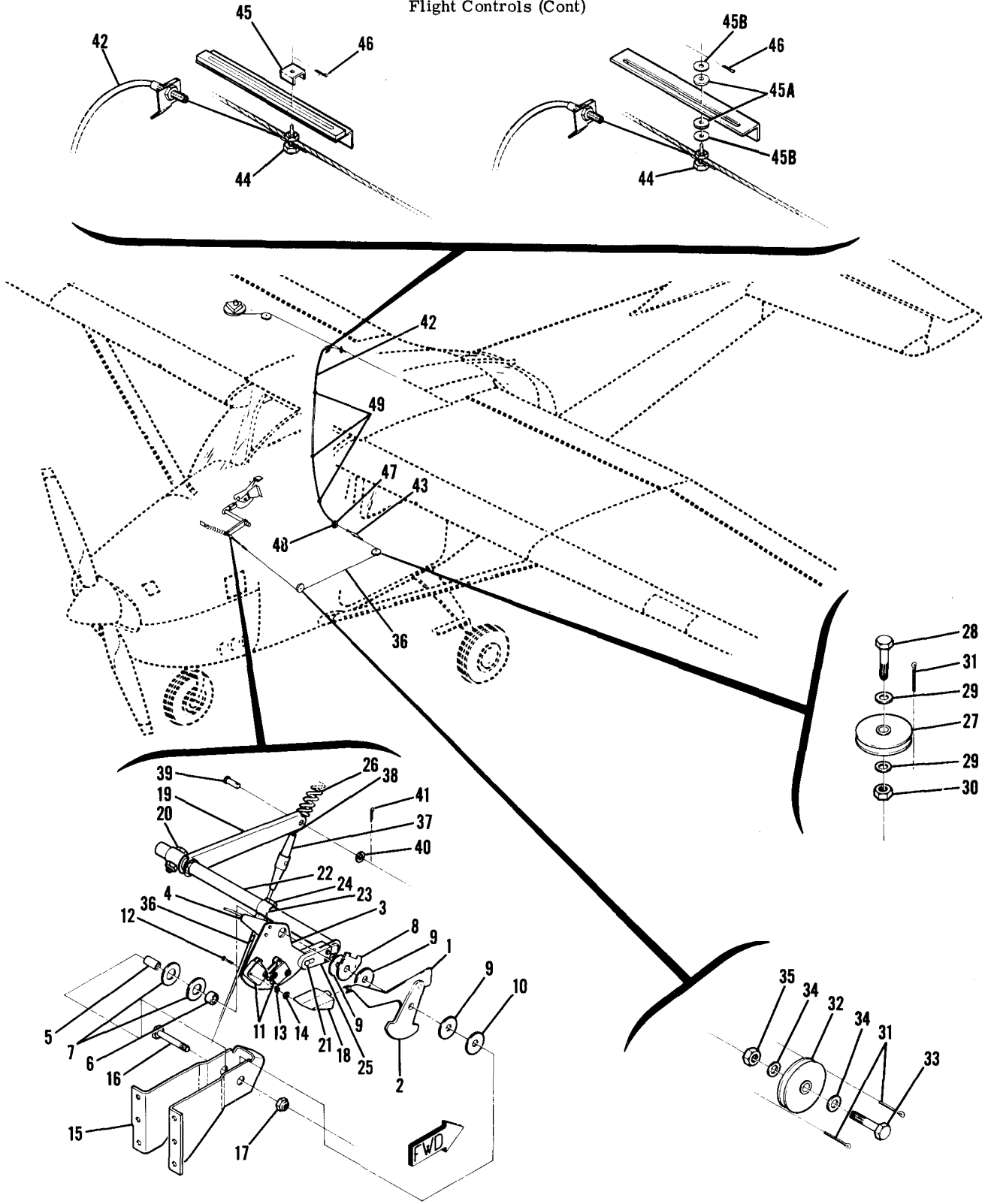


**A182 SERIAL A182-0097 & ON
182 SERIAL 18258506 THRU 18260445**

Figure 79B. Flap Control Detail Installation

FIGURE AND INDEX NO.	PART NUMBER	DESCRIPTION	UNITS PER ASSY	USABLE ON CODE
79B-17	S1913-1	ACTUATOR -----	2	
-18	S1106-3	ROD END -----	1	
		ATTACHING PARTS		
-19	AN3-6A	BOLT -----	1	
-20	MS21044N3	NUT -----	1	
-21	AN316-4R	NUT -----	1	
		*-----		
-22	1262001-1	BRACKET -----	1	
-23	AN3-10A	BOLT -----	1	
-24	MS21044N3	NUT -----	1	
-25	S1771-2	KNOB ASSEMBLY -----	1	
-26	1452537-1	SPRING -----	1	
-27	S1244-20	CONTROL-PUSH PULL WEU S2095-1 -----	1	
	S2095-1	CONTROL-PUSH PULL -----	1	
-27A	AN960C616	WASHER -----	2	E F D D
-27B	NAS43DD6-132	SPACER -----	1	
-28	0713307-6	CLAMP -----	2	
		ATTACHING PARTS		
-29	AN173-12A	BOLT -----	2	
	NAS679C3M	NUT -----	2	
		*-----		
-30	MS21919DG6	CLAMP -----	1	
		ATTACHING PARTS		
-31	S102128-6	SCREW -----	1	
		*-----		
-32	NAS557-8A	GROMMET -----	1	
-33	AN742D6	CLAMP -----	1	
		ATTACHING PARTS		
	AN515-8R7	SCREW -----	1	
	NAS679A08	NUT -----	1	
		*-----		
-34	AN742D6	CLAMP -----	1	
		ATTACHING PARTS		
	AN515-8R7	SCREW -----	1	
		*-----		
-35	MS21919DG6	CLAMP -----	1	
		ATTACHING PARTS		
	S1021210-6	SCREW -----	1	
	NAS446-1-3	NUT -----	1	
		*-----		
-36	MS35489-38	GROMMET -----	1	
-37	AN742D5	CLAMP -----	1	
		ATTACHING PARTS		
	S1021210-6	SCREW -----	1	
	NAS446-1-3	NUT -----	1	
		*-----		
-38	0713307-1	MOUNT -----	1	
-39	0713307-4	CLAMP -----	1	
		ATTACHING PARTS		
-40	AN3-16A	BOLT -----	2	
	AN960-10	WASHER -----	2	
	MS21044N3	NUT -----	2	
		*-----		
-41	AN486-4	CLEVIS -----	1	
		ATTACHING PARTS		
-42	MS20392-2C11	PIN -----	1	
	AN960-10L	WASHER -----	2	
	MS24665-132	PIN-COTTER -----	1	
-43	AN316-4R	NUT -----	1	
		*-----		
<p>A---182 SERIAL 18258506 THRU 18260445 A182 SERIAL A182-0097 & ON</p> <p>B---182 SERIAL 18258506 THRU 18260020 A182 SERIAL A182-0097 THRU A182-0116</p> <p>C---182 SERIAL 18260021 THRU 18260445 A182 SERIAL A182-0117 & ON</p> <p>D---182 SERIAL 18259397 THRU 18260445 A182 SERIAL A182-0097 & ON</p> <p>E---182 SERIAL 18258506 THRU 18260438 A182 SERIAL A182-0097 & ON</p> <p>F---182 SERIAL 18260439 THRU 18260445</p>				

Flight Controls (Cont)



182 SERIAL 18260446 & ON

Figure 79C. Flap Control Detail Installation

FIGURE AND INDEX NO.	PART NUMBER	DESCRIPTION	UNITS PER ASSY	USABLE ON CODE
		1 2 3 4 5 6 7		
79C-		FLAP CONTROLS DETAIL INSTALLATION -----	NP	A
- 1	1512280-13	LEVER ASSEMBLY-FLAP -----	1	
	1512280-11	LEVER-FLAP -----	1	
- 2	1452530-6	CAM -----	1	
- 3	1562033-10	ARM ASSEMBLY-FLAP WEU 1562033-13 -----	1	B
	1562033-13	ARM ASSEMBLY-FLAP -----	1	C
	1552531-6	ARM WEU 0762050-1 -----	1	B
	0762050-1	ARM -----	1	C
- 4	1562033-4	INDICATOR ASSEMBLY -----	1	
- 5	NAS75-3-016	BUSHING -----	1	
- 6	1512280-24	BUSHING -----	1	
- 7	1452533-4	WASHER -----	2	
- 8	0762049-1	BRACKET -----	1	
- 9	1512280-25	WASHER -----	3	
-10	1452533-2	WASHER -----	1	
-11	S1906-1	SWITCH -----	2	
		ATTACHING PARTS		
-12	AN515-4R12	SCREW -----	2	
-13	NAS620-4	WASHER -----	2	
-14	AN340-4	NUT -----	2	
		-----*		
-15	1262001-1	BRACKET -----	1	
-16	AN3-11A	BOLT -----	1	
-17	MS21044N3	NUT -----	1	
-18	S1771-3	KNOB -----	1	
-19	0762039-1	ARM ASSEMBLY -----	1	
		ATTACHING PARTS		
-20	AN3-5A	BOLT -----	1	
	AN960-10L	WASHER -----	2	
	MS20364-1032C	NUT -----	1	
		-----*		
-21	MS20392-2C19	PIN -----	1	
	AN960-10L	WASHER -----	2	
	MS24665-132	PIN-COTTER -----	1	
-22	0762038-1	TUBE ASSEMBLY-TORQUE -----	1	
		ATTACHING PARTS		
-23	C762041-1	COLLAR -----	1	
-24	AN3-5A	BOLT -----	1	
	AN960-10L	WASHER -----	2	
	MS20364-1032C	NUT -----	1	
		-----*		
-25	0762038-2	BELLCRANK -----	1	
-26	0762040-1	SPRING -----	1	
-27	S378-1	PULLEY -----	1	
		ATTACHING PARTS		
-28	AN3-7A	BOLT -----	1	
-29	AN960-10	WASHER -----	2	
-30	MS21044N3	NUT -----	1	
		-----*		
-31	MS24665-136	PIN-COTTER -----	3	
-32	S378-1	PULLEY -----	1	
		ATTACHING PARTS		
-33	AN3-10A	BOLT -----	1	
-34	AN960-10L	WASHER -----	1	
-35	MS21044N3	NUT -----	1	
		-----*		
-36	0510105-231	CABLE ASSEMBLY -----	1	
		ATTACHING PARTS		
-37	AN155B8S	BARREL -----	1	
-38	AN161-8LS	FORK -----	1	
-39	MS20392-2C11	PIN -----	1	
-40	AN960-10L	WASHER -----	1	
-41	MS24665-132	PIN-COTTER -----	1	
		-----*		

CONTINUED ON NEXT PAGE



MODEL 182

illustrated parts catalog

FIGURE AND INDEX NO.	PART NUMBER	DESCRIPTION							UNITS PER ASSY	USABLE ON CODE
		1	2	3	4	5	6	7		
79C-42	S2083-1	CONTROL ASSEMBLY -----							1	D E E
		ATTACHING PARTS -----								
-43	AN3-4A	BOLT -----							1	
	AN960-10L	WASHER -----							1	
	MS21044N3	NUT -----							1	
-44	0762048-1	UNION -----							1	
-45	0762051-1	WASHER -----							1	
-45A	0762052-1	WASHER -----							2	
-45B	S1450-1-10-032	WASHER -----							2	
-46	MS24665-132	PIN-COTTER -----							1	
-47	0713307-2	CLAMP -----							2	
-48	AN3-13A	BOLT -----							2	
	AN960-10L	WASHER -----							2	
-49	S1693-1	STRAP-ST A -----							3	
		---*---								
		A---182 SERIAL 18260446 & ON								
		B---182 SERIAL 18260442 THRU 18260682								
		C---182 SERIAL 18260883 & ON								
		D---182 SERIAL 18260446 THRU 18261536								
		A182 SERIAL A182-0001 THRU A182-0146								
		E---182 SERIAL 18261537 & ON								
		A182 SERIAL A182-0147 & ON								

This page intentionally left blank.

Flight Controls (Cont)

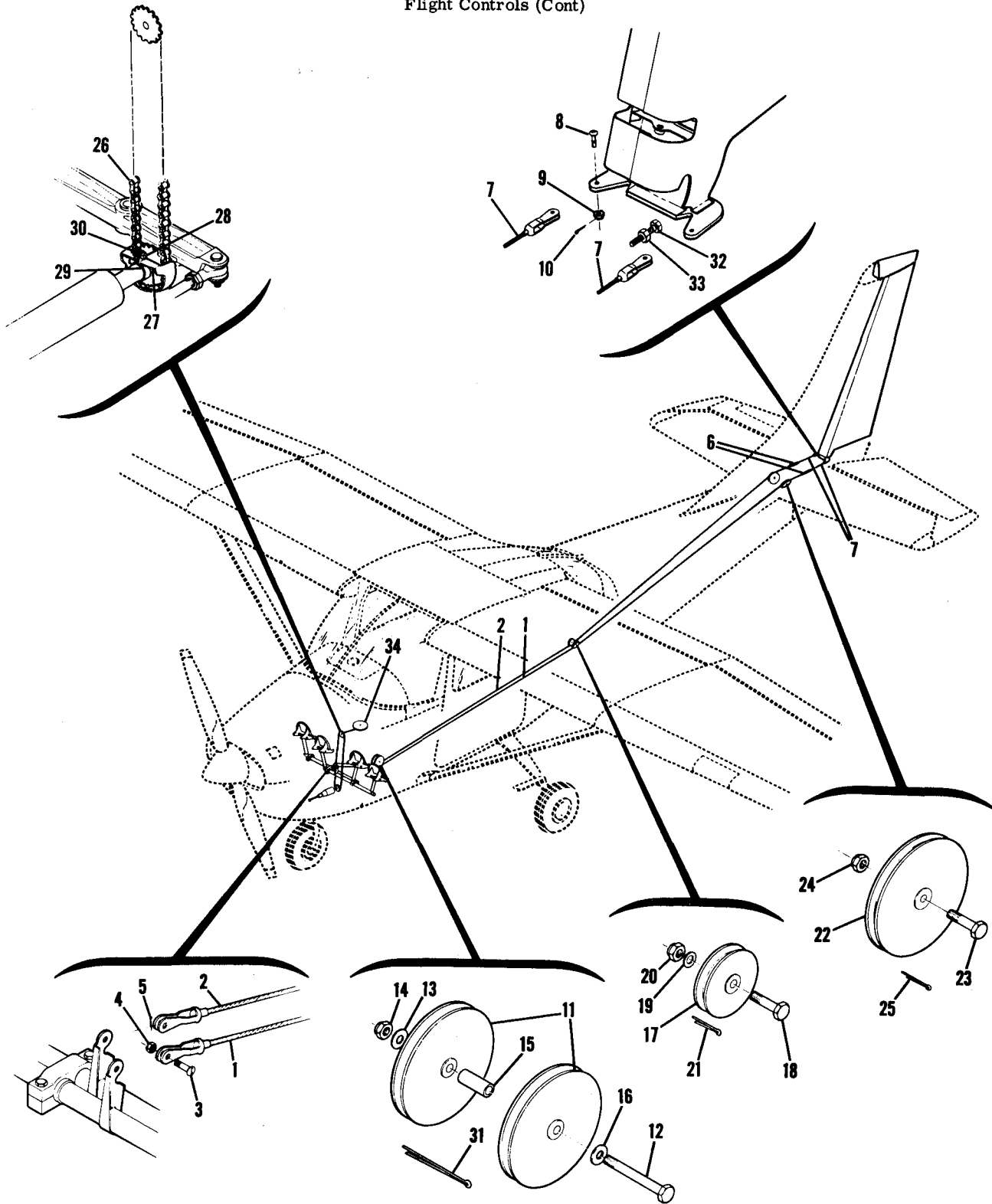


Figure 80. Rudder Control System Installation

FIGURE AND INDEX NO.	PART NUMBER	DESCRIPTION	UNITS PER ASSY	USABLE ON CODE
80 -		RUDDER CONTROL SYSTEM INSTALLATION -----	NP	
- 1	0510105-77	CABLE ASSEMBLY-FWD LH -----	1	
	0510105-177	CABLE ASSEMBLY-FWD LH STAINLESS STEEL -----	1	
- 2	0510105-78	CABLE ASSEMBLY-FWD RH -----	1	
	0510105-178	CABLE ASSEMBLY-FWD RH STAINLESS STEEL -----	1	
		ATTACHING PARTS		
- 3	AN23-10A	BOLT -----	1	
- 4	AN310-3	NUT -----	1	
- 5	MS24665-134	PIN-COTTER -----	1	
- 6	AN155B32S	BARREL -----	1	
		-----*		
- 7	1260105-9	CABLE ASSEMBLY-RUDDER AFT -----	2	
	1260105-109	CABLE ASSEMBLY-RUDDER AFT STAINLESS STEEL -----	2	
		ATTACHING PARTS		
- 8	AN23-10	BOLT -----	1	
- 9	AN310-3	NUT -----	1	
-10	MS24665-134	PIN-COTTER -----	1	
		-----*		
-11	S378-4	PULLEY -----	2	
		ATTACHING PARTS		
-12	AN4-22A	BOLT -----	1	
-13	AN960-416L	WASHER -----	1	
-14	NAS679A4	NUT -----	1	
-15	NAS43HT4-55	SPACER -----	1	
-16	AN960-416	WASHER -----	1	
		-----*		
-17	S378-3L	PULLEY -----	2	
		ATTACHING PARTS		
-18	AN4-10A	BOLT -----	1	
-19	AN960-416L	WASHER -----	1	
-20	NAS679A4	NUT -----	1	
		-----*		
-21	MS24665-136	PIN-COTTER -----	2	
-22	S378-4	PULLEY -----	2	
		ATTACHING PARTS		
-23	AN4-10A	BOLT -----	1	
-24	NAS679A4	NUT -----	1	
		-----*		
-25	MS24665-134	PIN-COTTER -----	1	
-26	0760667-1	CHAIN ASSEMBLY -----	1	B
	0760667-2	CHAIN ASSEMBLY -----	1	C
-27	0760671-1	GUARD -----	1	
		ATTACHING PARTS		
-28	AN3-3A	BOLT -----	1	
-29	AN735-9	CLAMP -----	1	
-30	MS21044N3	NUT -----	1	
	0760128-1	STOP -----	1	A
		-----*		
-31	MS24665-143	PIN-COTTER -----	1	
-32	NAS428H3-6	BOLT-RUDDER STOP -----	2	
-33	AN315-3R	NUT-RUDDER STOP -----	2	
-34	SEE FIG 75	CONSOLE INSTALLATION -----	NP	
<p>A---182 SERIAL 18259390 & ON A182 SERIAL A182-0117 & ON</p> <p>B---182 SERIAL 18259390 THRU 18261276 A182 SERIAL A182-0117 THRU A182-0136</p> <p>C---182 SERIAL 18261277 & ON A182 SERIAL A182-0137 & ON</p>				

Pitot System

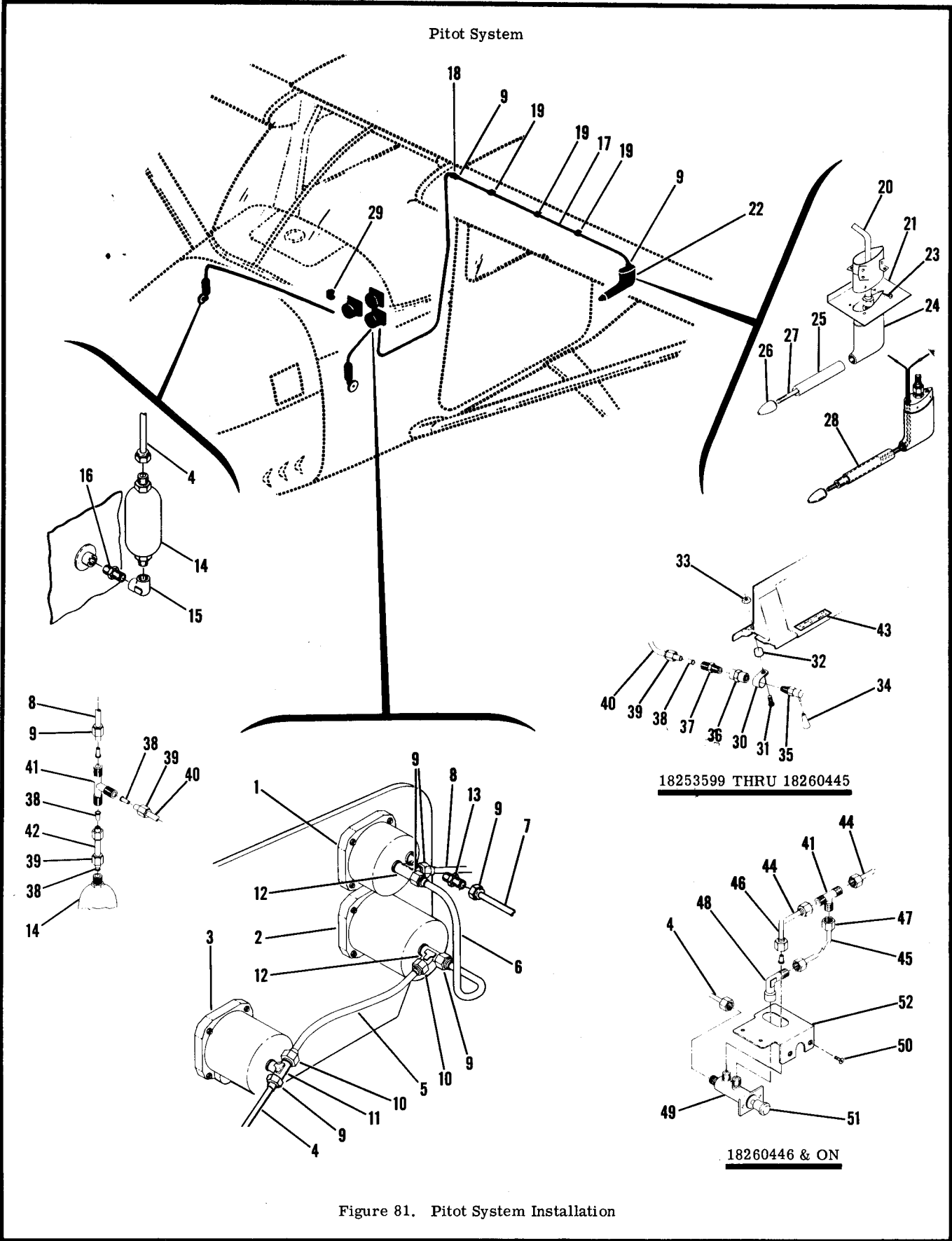


Figure 81. Pitot System Installation

FIGURE AND INDEX NO.	PART NUMBER	DESCRIPTION	UNITS PER ASSY	USABLE ON CODE
81 -		SYSTEM INSTALLATION-PITOT -----	NP	
- 1	SEE FIGS 53	INDICATOR-AIRSPPEED -----	1	
	AN507B632R12	ATTACHING PARTS -----		
	AN960-10L	SCREW -----	4	
	AN340B6	WASHER -----	4	
		NUT -----	4	
		---*---		
- 2	SEE FIGS 53	ALTIMETER -----	1	
	AN507B632R12	ATTACHING PARTS -----		
	AN960-10L	SCREW -----	4	
	AN340B6	WASHER -----	4	
		NUT -----	4	
		---*---		
- 3	SEE FIGS 53	INDICATOR-VERTICAL SPEED -----	1	
	AN507B632R12	ATTACHING PARTS -----		
	AN960-10L	SCREW -----	4	
	AN340B6	WASHER -----	4	
		NUT -----	4	
		---*---		
- 4	S1071-1	TUBE-POLYETHYLENE 51 IN LG BULK ITEM REF S-1071-1-51 ---	1	
- 5	S1071-1	TUBE-POLYETHYLENE 6 IN LG BULK ITEM REF S-1071-1-6 -----	1	C
	S1071-1	TUBE-POLYETHYLENE 7.50 IN LG BULK ITEM REF S1071-1-7.50-	1	D
- 6	S1071-1	TUBE-POLYETHYLENE 7.5 IN LG BULK ITEM REF S-1071-1-7.5 -	1	
- 7	S1071-1	TUBE-POLYETHYLENE 51 IN LG BULK ITEM REF S-1071-1-51 ---	1	C
	S1071-1	TUBE-POLYETHYLENE 48 IN LG BULK ITEM REF S1071-1-48.0 --	1	D
- 8	S1071-1	TUBE-POLYETHYLENE 16 IN LG BULK ITEM REF S-1071-1-16 ---	1	
- 9	S1130-1	NUT TUBE END FITTINGS -----	10	
	S1131-1	INSERT TUBE END FITTINGS -----	10	
-10	S1130-1	NUT TUBE END FITTING -----	2	
	S1131-1	INSERT TUBE END FITTINGS -----	2	
-11	S1138-1	TEE -----	1	
-12	S1139-1	TEE -----	2	
-13	S1133-1	CONNECTOR -----	1	
-14	S1258-1	SUMP-STATIC SOURCE -----	2	
		ATTACHING PARTS -----		
-15	AN916-1D	ELBOW -----	1	
-16	AN911-1D	NIPPLE -----	1	
		---*---		
-17	S1071-1	TUBE-POLYETHYLENE 63.7 IN LG BULK ITEM REF -----	1	
		S-1071-1- 63.7		
		ATTACHING PARTS -----		
-18	S1132-1	UNION -----	1	
-19	AN742D4	CLAMP -----	3	
	NAS395-16-3	NUT -----	3	
	S102128-8	SCREW -----	3	
		---*---		
-20	0721115-1	CONNECTOR ASSEMBLY-PITOT TUBE -----	1	
-21	0721114-1	DOUBLER -----	1	
-22	0721105-10	TUBE ASSEMBLY-L SHAPED PITOT -----	1	A
	0721105-14	TUBE ASSEMBLY-PITOT -----	1	B
	0721105-15	TUBE ASSEMBLY-PITOT HEATED -----	1	B
		ATTACHING PARTS -----		
-23	AN507-640R4	SCREW -----	4	
		---*---		
-24	0721105-7	BODY-PITOT TUBE -----	1	A
	0721105-13	BODY-PITOT TUBE -----	1	B
	S1133-2	CONNECTOR-NYLON -----	1	
-25	0721105-3	TUBE-PITOT -----	1	
-26	0721105-4	NOSE FITTING-PITOT TUBE -----	1	
-27	0721105-8	STEM-PITOT TUBE -----	1	
-28	0721105-5	HEATER ASSEMBLY-PITOT -----	1	

CONTINUED ON NEXT PAGE

FIGURE AND INDEX NO.	PART NUMBER	DESCRIPTION	UNITS PER ASSY	USABLE ON CODE
81 -29	S1158-2-1 S1845-1-1	SWITCH-PITOT HEATER ----- SWITCH-PITOT HEATER ----- STATIC SOURCE INSTALLATION-ALTERNATE -----	1 1 NP	G H E
-30	AN742D7	CLAMP ----- ATTACHING PARTS	1	E
-31	AN520-10R16	SCREW -----	1	E
-32	NAS43DD3-24	SPACER -----	1	E
-33	MS21044N3	NUT ----- *-----	1	E
-34	S430-1	KNOB -----	1	E
-35	0511199-20	VALVE -----	1	E
-36	AN910-1D	COUPLING -----	1	E
-37	S1133-1	CONNECTOR -----	1	E
-38	S1131-1	INSERT -----	4	E
-39	S1130-1	NUT -----	4	E
-40	S1071-1	TUBE-POLYETHYLENE # IN LG BKI REF S1071-1-# -----	1	E
-41	S1137-1	TEE -----	1	E
-42	S1071-1	TUBE-POLYETHYLENE 2.0 IN LG BULK ITEM REF S1071-1-2.0 -----	1	E
-43	SEE FIG 2	PLACARD -----	1	
-44	S1071-1	TUBE-POLYETHYLENE # IN LG BKI REF S1071-1-# -----	2	F
-45	S1071-1	TUBE-POLYETHYLENE # IN LG BKI REF S1071-1-# -----	1	F
-46	S1071-1	TUBE-POLYETHYLENE 6 IN LG BKI REF S1071-1-6 -----	1	F
-47	S1130-1	NUT -----	6	F
	S1131-1	INSERT -----	6	F
-48	S2071-1	ELBOW -----	1	F
-49	2013142-1	VALVE -----	1	F
		ATTACHING PARTS		
-50	AN507-832R4	SCREW ----- *-----	2	F
-51	S1981-5	KNOB ASSEMBLY -----	1	F
-52	0701028-2	BRACKET ----- ATTACHING PARTS	1	F
	AN515-8R6	SCREW -----	2	F
	NAS679A08	NUT ----- *-----	2	F
<p>NOTE. *USED ONLY ON THOSE AIRCRAFT WITH VERTICAL SPEED INDICATOR INSTALLED.</p> <p>NOTE. #TUBE LENGTHS TO BE ADDED LATER</p> <p>A---182 SERIAL 18253599 THRU 18255058 B---182 SERIAL 18255059 & ON A182 SERIAL A182-0001 & ON C---182 SERIAL 18253599 THRU 18255845 D---182 SERIAL 18255845 & ON A182 SERIAL A182-0001 & ON E---182 SERIAL 18253599 THRU 18260445 A182 SERIAL A182-0001 & ON F---182 SERIAL 18260446 & ON G---182 SERIAL 18253599 THRU 18259305 A182 SERIAL A182-0001 THRU A182-0116 H---182 SERIAL 18259306 & ON A182 SERIAL A182-0117 & ON</p>				

This page intentionally left blank.

Fuel System

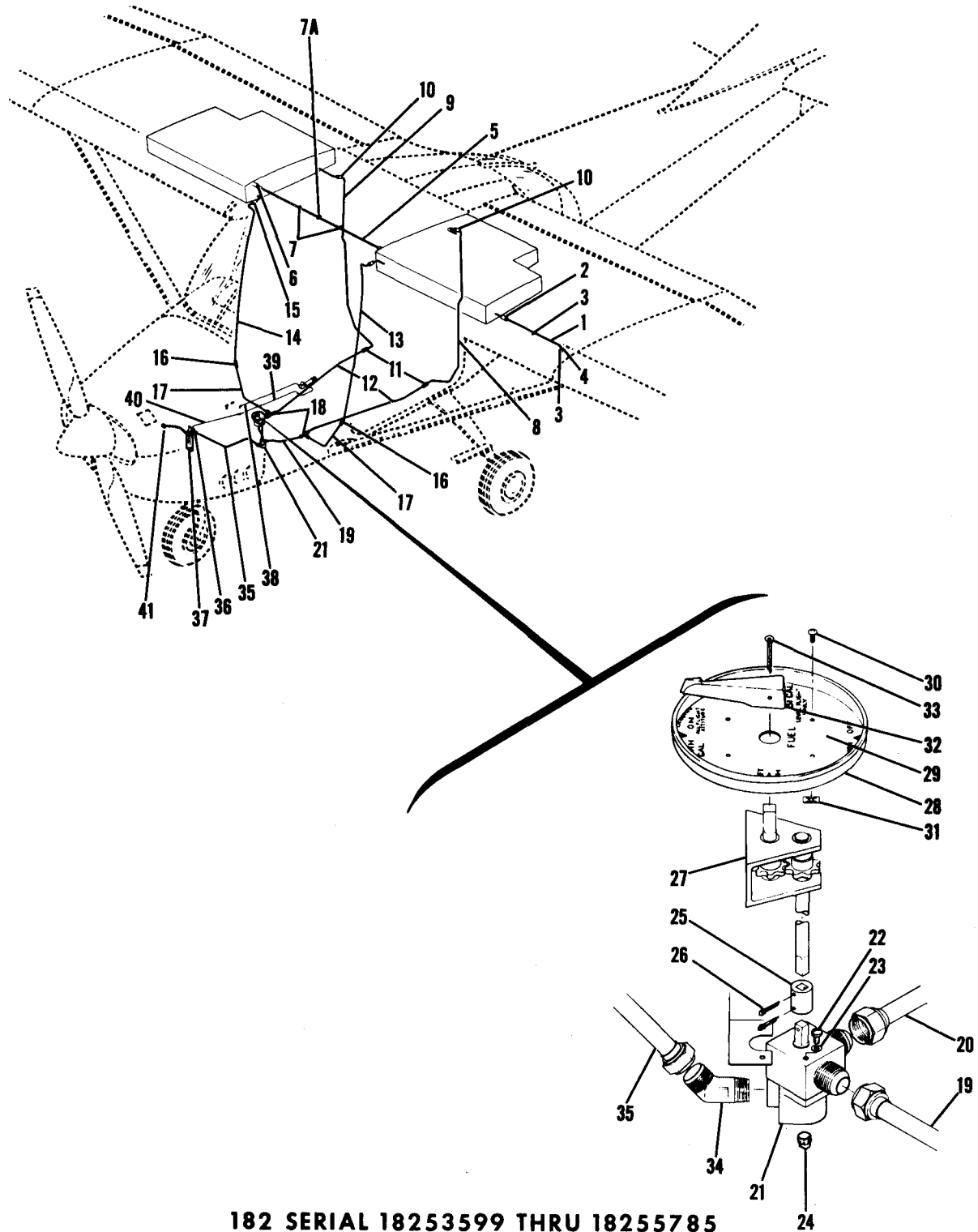


Figure 82. Fuel System Installation

FIGURE AND INDEX NO.	PART NUMBER	DESCRIPTION	UNITS PER ASSY	USABLE ON CODE
82 -		FUEL SYSTEM INSTALLATION -----	NP	A
- 1	0716127-1 1200106-51	LINE-FUEL TANK VENT ----- LINE-FUEL TANK VENT EXTENDED RANGE ONLY ----- ATTACHING PARTS -----	1 1	
- 2	S51-8-8 NAS397-14 AN737RM30	HOSE ----- CLAMP ----- CLAMP -----	1 1 1	
- 3	S1486DG8U S1021Z8-8	CLAMP ----- SCREW -----	2 2	
- 4	MS35489-14	GROMMET ----- -----*	1	
- 5	0700099-35 0700099-41	LINE-FUEL TANK VENT CARRY THRU ----- LINE-FUEL TANK VENT EXTENDED RANGE TANK ----- ATTACHING PARTS -----	1 2	
- 6	S1891-10	CLAMP BC -----	2	
- 7	NAS437-2C AN815-6D	CLAMP ----- UNION EXTENDED RANGE TANK ONLY ----- -----*	2 1	
- 8	0700099-20	LINE ASSEMBLY-FUEL TANK TO UNION AFT LH -----	1	
- 9	0700099-19	LINE ASSEMBLY-FUEL TANK TO UNION AFT RH ----- ATTACHING PARTS -----	1	
-10	S1431-8	HOSE-2.50 IN LG BULK ITEM WHEN EXHAUSTED ----- USE S1495-8 -----	1	
	S1495-8 S1891-10 MS21919DG8 S1021Z8-8	HOSE-2.50 IN LG BULK ITEM REF S1495-8-2.50 ----- CLAMP BC ----- CLAMP ----- SCREW ----- -----*	1 2 2 2	
-11	AN815-8D MS35489-49	UNION ----- GROMMET -----	2 4	
-12	0700099-17	LINE ASSEMBLY-UNION TO TEE ----- ATTACHING PARTS -----	2	
	MS21919DG8 S1486DG3U S1021Z8-10	CLAMP ----- CLAMP ----- SCREW ----- -----*	1 1 1	
-13	0700099-23	LINE ASSEMBLY-FUEL TANK TO UNION FORWARD LH -----	1	
-14	0700099-24	LINE ASSEMBLY-FUEL TANK TO UNION FORWARD RH ----- ATTACHING PARTS -----	1	
-15	S1431-8	HOSE-2.50 IN LG BULK ITEM WHEN EXHAUSTED ----- USE S1495-8 -----	1	
	S1495-8 S1891-10	HOSE-2.50 IN LG BULK ITEM REF S1495-8-2.50 ----- CLAMP BC ----- -----*	1 2	
-16	AN815-8D	UNION -----	2	
-17	0700099-21	LINE ASSEMBLY-UNION TO TEE FORWARD LH -----	2	
-18	AN80408 AN924-8D AN960-1216L AN960-1216L	TEE ----- NUT ----- WASHER FORWARD OF BULKHEAD ----- WASHER AFT OF BULKHEAD -----	2 2 2 2	
-19	0700099-15	LINE ASSEMBLY-TEE TO SELECTOR VALVE LH -----	1	
-20	0700099-16	LINE ASSEMBLY-TEE TO SELECTOR VALVE RH -----	1	
-21	0716613-1	SELECTOR VALVE-FUEL ----- ATTACHING PARTS -----	1	
-22	AN500-10-10	SCREW -----	2	
-23	AN935-10	WASHER ----- -----*	2	
	0716613-200	KIT-SPARE O RING -----	1	
-24	MS20913-1D	PLUG -----	1	
-25	0716611-1	COUPLING-SELECTOR VALVE SHAFT ----- ATTACHING PARTS -----	1	
-26	MS24665-134	COTTER PIN ----- -----*	2	

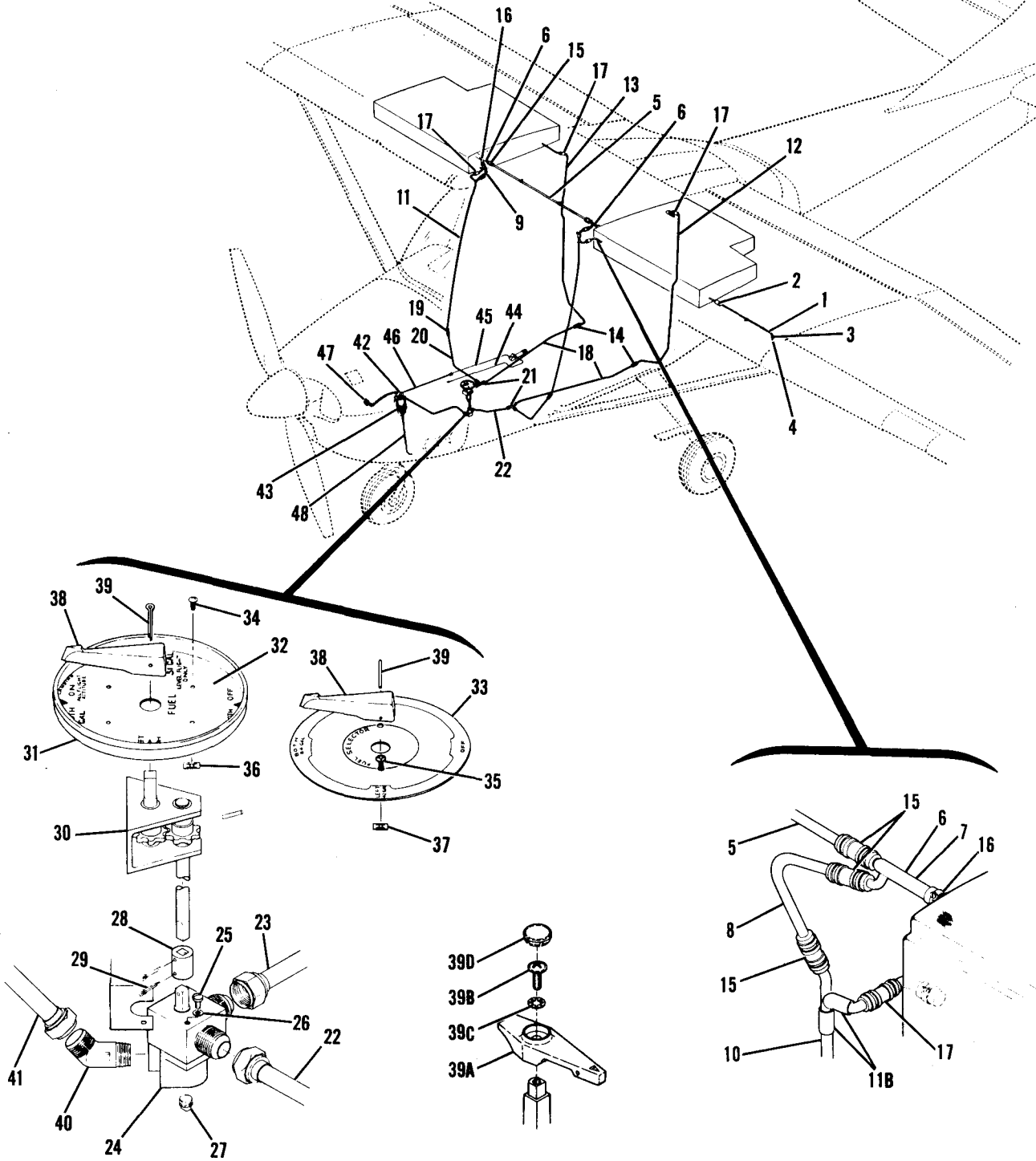
CONTINUED ON NEXT PAGE

FIGURE AND INDEX NO.	PART NUMBER	DESCRIPTION	UNITS PER ASSY	USABLE ON CODE
82 -27	0716607-1	GEAR ASSEMBLY-SELECTOR VALVE -----	1	
-28	0511198	CUP-HANDLE -----	1	
-29	S1286-1	PLACARD-FUEL SELECTOR VALVE -----	1	
	S1286-2	PLACARD-FUEL SELECTOR VALVE EXTENDED RANGE -----	1	
		ATTACHING PARTS		
-30	S1021Z4-4	SCREW -----	4	
-31	NAS446-1-3	NUT -----	4	
		-----*		
-32	0716612-201	HANDLE-FUEL SELECTOR VALVE -----	1	
		ATTACHING PARTS		
-33	NAS561-2-10	COTTER PIN -----	1	
		-----*		
-34	MS20823-8D	ELBOW -----	1	
-35	C700099-34	LINE ASSEMBLY-SELECTOR VALVE TO FUEL STRAINER -----	1	
	MS35489-20	GROMMET -----	2	
-36	MS20823-8D	ELBOW -----	1	
-37	SEE FIG 83	STRAINER ASSEMBLY -----	1	
-38	0700099-3	LINE ASSEMBLY-PRIMER -----	1	
-39	C700099-2	LINE ASSEMBLY-PRIMER -----	1	
-40	0700099-5	LINE ASSEMBLY-PRIMER FIREWALL TO STRAINER -----	1	
		WHEN EXHAUSTED USE 0700099-81		
	0700099-81	LINE ASSEMBLY-PRIMER FIREWALL TO STRAINER -----	1	
	MS20823-2D	ELBOW -----	1	
-41	S1167-8-0120	HOSE ASSEMBLY-STRAINER TO ENGINE -----	1	
	MS20822-8D	ELBOW AT STRAINER -----	1	
	8-4VTX-5	ELBOW AT CARBURETOR PA -----	1	
A---182 SERIAL 18253599 THRU 18255785				

FIGURE AND INDEX NO.	PART NUMBER	DESCRIPTION	UNITS PER ASSY	USABLE ON CODE
		1 2 3 4 5 6 7		
82A-		FUEL SYSTEM INSTALLATION -----	NP	C
- 1	0716127-1 1200106-51	LINE-FUEL TANK VENT ----- LINE-FUEL TANK VENT EXTENDED RANGE ONLY -----	1 1	
		ATTACHING PARTS		
- 2	S1495-8 NAS397-14 AN737RM30	HOSE 2.00 IN LG BULK ITEM REF S1495-8-2.00 ----- CLAMP ----- CLAMP -----	1 2 1	
- 3	S1486DG8U S1021Z8-8	CLAMP ----- SCREW -----	2 2	
- 4	MS35489-4	GROMMET ----- *-----	2	
- 5	0700099-48 0700099-77 0700099-85	LINE-FUEL TANK VENT CARRY THRU ----- LINE-FUEL TANK VENT CARRY THRU ----- LINE ASSEMBLY-FUEL TANK VENT CARRY THRU -----	1 1 1	H J K
- 6	0716616-1	LINE ASSEMBLY-FUEL TANK TO VENT CARRY THRU STD WING -----	2	
- 7	0716622-1	VENT ADAPTER ASSEMBLY EXTENDED RANGE ONLY -----	2	B
- 8	0700099-46	FUEL LINE LH -----	1	
- 9	0700099-47	FUEL LINE RH -----	1	
-10	0716617-1	LINE ASSEMBLY-FUEL TANK TO UNION FORWARD LH -----	1	
-11	0716617-2	LINE ASSEMBLY-FUEL TANK TO UNION FORWARD RH ----- ATTACHING PARTS	1	
-11A	MS219219DG-8 AN509-8R14 NAS43HT3-16 NAS679A08	CLAMP ----- SCREW ----- SPACER ----- NUT -----	1 1 1 1	
		*-----		
-11B	S292-14	HOSE 2.00 IN LG BKI REF S292-14-2.00 -----	2	
-12	0700099-19 0700099-95	LINE ASSEMBLY-FUEL TANK AFT LH ----- LINE ASSEMBLY-FUEL TANK AFT LH -----	1 1	L M
-13	0700099-20 0700099-96	LINE ASSEMBLY-FUEL TANK AFT RH ----- LINE ASSEMBLY-FUEL TANK AFT RH ----- ATTACHING PARTS	1 1	L M
-14	AN815-8D MS35489-49 S51-8-10 S1693-2 MS21919DG8 S1021Z8-8	UNION ----- GROMMET ----- HOSE ----- STA-STRAP ----- CLAMP ----- SCREW -----	2 1 1 2 2 2	L M M
		*-----		
-15	S1495-6	HOSE 3.00 IN LG BULK ITEM REF S1495-6-3.00 -----	6	
	NAS397-12	ATTACHING PARTS CLAMP -----	2	
		*-----		
-16	S1891-10	CLAMP BC -----	2	
-17	S1495-8	HOSE 2.50 IN LG BULK ITEM REF S1495-8-2.50 -----	4	
	S1891-10 NAS397-10	ATTACHING PARTS CLAMP AFT FUEL TANK BC ----- CLAMP FORWARD FUEL TANK -----	2 2	
		*-----		
-18	0700099-17 0700099-94	LINE ASSEMBLY-UNION TO TEE ----- LINE ASSEMBLY-UNION TO TEE ----- ATTACHING PARTS	2 2	L M
	MS21919DG8 S1486DG3U S1021Z8-10	CLAMP ----- CLAMP ----- SCREW -----	1 1 1	L L L
		*-----		
-19	MS35489-49	GROMMET -----	2	
-20	AN815-8D	UNION -----	2	
-21	C700099-21 AN804D8 AN924-8D AN960-1216L AN960-1216L	LINE ASSEMBLY-UNION TO TEE FORWARD LH ----- TEE ----- NUT ----- WASHER FORWARD OF BULKHEAD ----- WASHER AFT OF BULKHEAD -----	2 2 2 2 2	

CONTINUED ON NEXT PAGE

Fuel System (Cont)



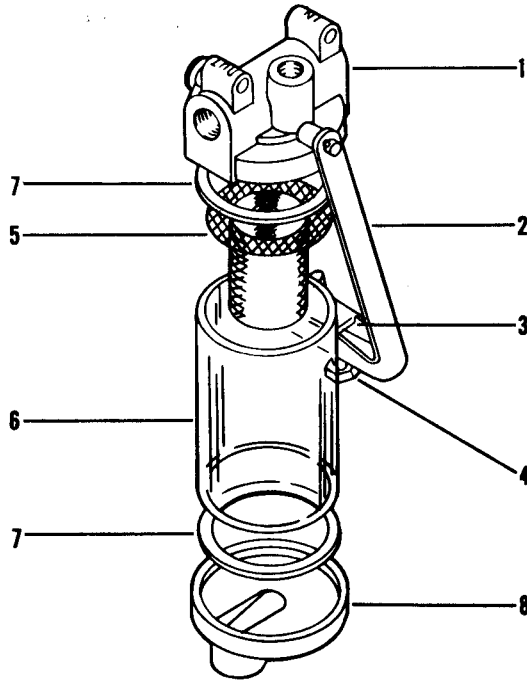
18258506 & ON

182 SERIAL 18255786 & ON

Figure 82A. Fuel System Installation

FIGURE AND INDEX NO.	PART NUMBER	DESCRIPTION	UNITS PER ASSY	USABLE ON CODE
82A-22	0700099-15	LINE ASSEMBLY TEE TO SELECTOR VALVE LH -----	1	
-23	0700099-16	LINE ASSEMBLY TEE TO SELECTOR VALVE RH -----	1	
-24	0716613-1	SELECTOR VALVE-FUEL -----	1	
	5037-1	SELECTOR VALVE-FUEL ALT -----	1	
		ATTACHING PARTS -----		
-25	AN500-10-10	SCREW -----	2	
-26	AN935-10	WASHER -----	2	
		-----*		
	0716613-200	KIT-SPARE O RING -----	1	
-27	MS20913-10	PLUG -----	1	
-28	0716611-1	COUPLING-SELECTOR VALVE SHAFT -----	1	
		ATTACHING PARTS -----		
-29	MS24665-134	COTTER PIN -----	2	
		-----*		
-30	0716607-1	GEAR ASSEMBLY-SELECTOR VALVE -----	1	F
	0716607-3	GEAR ASSEMBLY-SELECTOR VALVE -----	1	G
-31	0511198	CUP-HANDLE -----	1	A
-32	S1286-1	PLACARD-FUEL SELECTOR VALVE -----	1	A
	S1286-2	PLACARD-FUEL SELECTOR VALVE-EXTENDED RANGE ONLY -----	1	A
-33	0716615-1	PLACARD ASSEMBLY-FUEL SELECTOR VALVE -----	1	B
	0716615-2	PLACARD ASSEMBLY-FUEL SELECTOR VALVE EXTENDED RANGE ONLY- ATTACHING PARTS -----	1	B
-34	S1021Z4-4	SCREW -----	4	A
-35	S1021Z4-4C	SCREW -----	2	B
-36	NAS446-1-3	NUT -----	4	A
-37	NAS446-1-3	NUT -----	2	B
		-----*		
-38	0716612-201	HANDLE -----	1	F
		ATTACHING PARTS -----		
-39	NAS561-2-10	PIN-SPRING -----	1	F
		-----*		
-39A	0716623-2	HANDLE-FUEL SELECTOR VALVE -----	1	G
		ATTACHING PARTS -----		
-39B	AN525-832R6	SCREW -----	1	G
-39C	AN936A8	WASHER -----	1	G
		-----*		
-39D	0716624-1	CAP -----	1	G
-40	MS20823-8D	ELBOW -----	1	
-41	0700099-34	LINE ASSEMBLY-SELECTOR VALVE TO FUEL STRAINER -----	1	
	MS35489-20	GROMMET -----	1	
-42	MS20823-8D	ELBOW -----	1	
	0750032-1	SHIELD -----	1	
	S354-3	GROMMET -----	1	
-43	SEE FIG 83	STRAINER ASSEMBLY -----	1	D
	SEE FIG 84A	STRAINER ASSEMBLY -----	1	E
-44	0700099-2	LINE ASSEMBLY-PRIMER -----	1	
-45	0700099-3	LINE ASSEMBLY-PRIMER -----	1	
-46	0700099-5	LINE ASSEMBLY-PRIMER FIREWALL TO STRAINER -----	1	
		WHEN EXHAUSTED USE 0700099-81		
	0700099-81	LINE ASSEMBLY-PRIMER FIREWALL TO STRAINER -----	1	
	MS20823-2D	ELBOW -----	1	A
	AN816-2D	NIPPLE -----	1	B
-47	S1167-8-0120	HOSE ASSEMBLY-STRAINER TO ENGINE -----	1	
	MS20822-8D	ELBOW AT STRAINER -----	1	
	8-4VTX-S	ELBOW AT CARBURETOR -----	1	
-48	0700099-53	LINE ASSEMBLY-DRAIN -----	1	B
<p>A---182 SERIAL 18255786 THRU 18255844</p> <p>B---182 SERIAL 18256144 & ON A182 SERIAL A182-0001 & ON</p> <p>C---182 SERIAL 18255786 & ON A182 SERIAL A182-0001 & ON</p> <p>D---182 SERIAL 18255786 THRU 18256039</p> <p>E---182 SERIAL 18256040 & ON A182 SERIAL A182-0001 & ON</p> <p>F---182 SERIAL 18255786 THRU 18258505 A182 SERIAL A182-0001 THRU A182-0096</p> <p>G---182 SERIAL 18258506 & ON A182 SERIAL A182-0097 & ON</p> <p>H---182 SERIAL 18255786 THRU 18260055 A182 SERIAL A182-0001 THRU A182-0116</p> <p>J---182 SERIAL 18260056 THRU 18260445 A182 SERIAL A182-0117 & ON</p> <p>K---182 SERIAL 18260446 & ON</p> <p>L---182 SERIAL 18255786 THRU 18260825 A182 SERIAL A182-0001 & ON</p> <p>M---182 SERIAL 18260826 & ON</p>				

Fuel System (Cont)

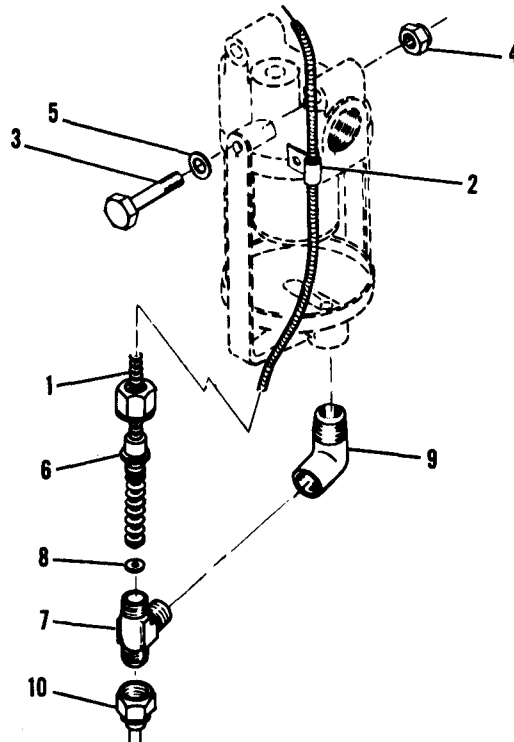


182 SERIAL 18253599 THRU 18256039

Figure 83. Fuel Strainer Assembly

FIGURE AND INDEX NO.	PART NUMBER	DESCRIPTION	UNITS PER ASSY	USABLE ON CODE
83 -	0511199-23	1 2 3 4 5 6 7 STRAINER ASSEMBLY-FUEL	1	A
- 1	33-199-102	BODY-FUEL STRAINER GARW	1	
- 2	33-199-3	ARM GARW	1	
- 3	33-199-8	NUT GARW	1	
- 4	33-199-7	BOLT GARW	1	
- 5	33-199-911	SCREEN ASSEMBLY	1	
- 6	33-199-5	GLASS BOWL GARW	1	
- 7	33-199-6	GASKET GARW	2	
- 8	33-199-1	CAP GARW	1	
A---182 SERIAL 18253599 THRU 18256039				

Fuel System (Cont)

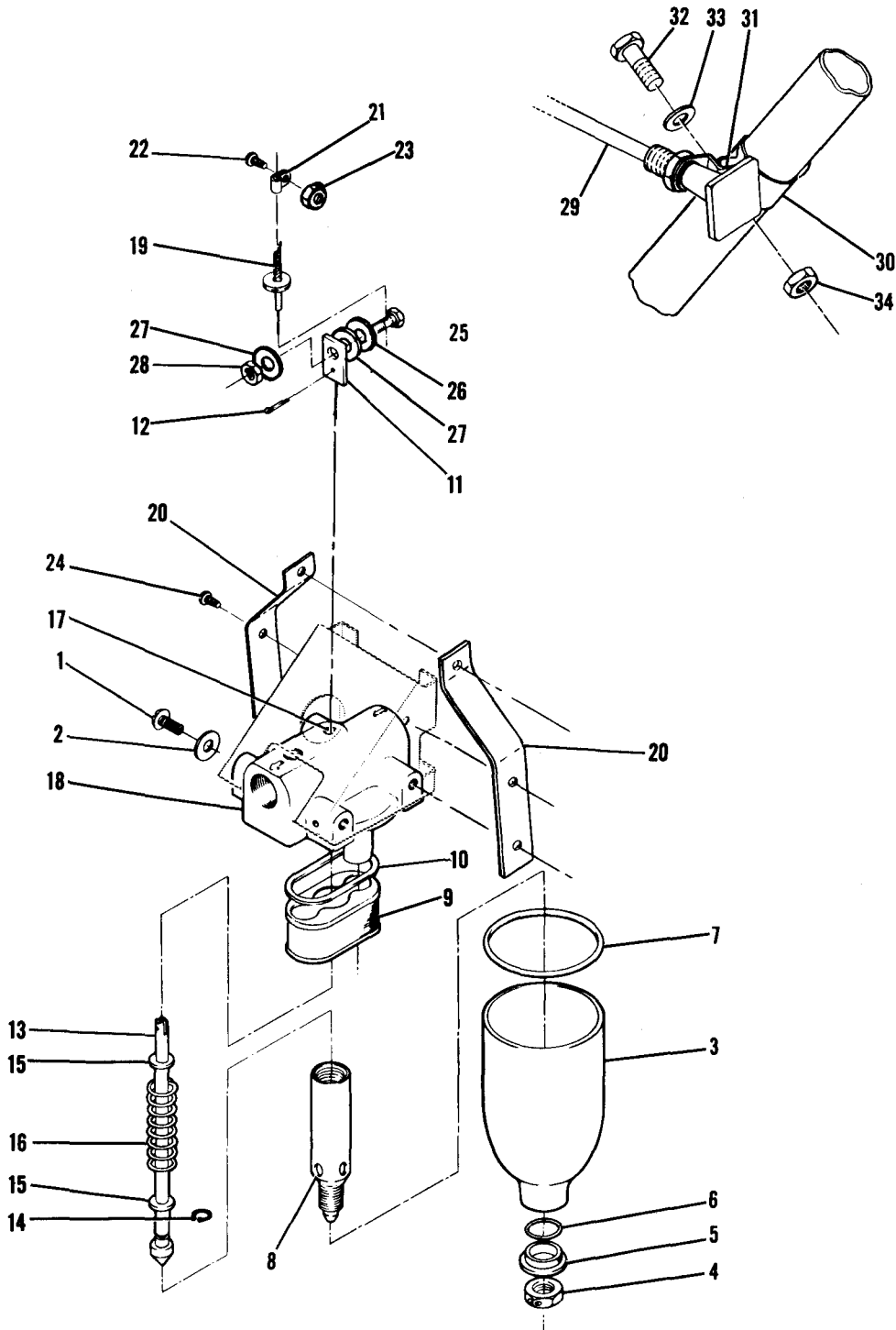


182 SERIAL 18253599 THRU 18256039

Figure 84. Fuel Strainer Drain Control Installation

FIGURE AND INDEX NO.	PART NUMBER	DESCRIPTION	UNITS PER ASSY	USABLE ON CODE
84 -		1 2 3 4 5 6 7		
- 1	S1290-1	DRAIN CONTROL INSTALLATION-FUEL STRAINER	NP	A
- 2	MS21919DG3	CONTROL ASSEMBLY-STRAINER DRAIN	1	
- 3	AN4-14A	ATTACHING PARTS		
- 4	NAS679A4	CLAMP	1	
- 5	AN960-416	BOLT	1	
- 6	MS29513-8	NUT	1	
- 7	HE1437-1	WASHER	1	
- 8	HE1433	O RING	1	
- 9	AN914-1D	BODY HEAC	1	
- 10	0700099-36	SEAL HEAC	1	
	0700099-53	ELBOW	1	
		LINE ASSEMBLY-DRAIN	1	B
		LINE ASSEMBLY-DRAIN	1	C
		A---182 SERIAL 18253599 THRU 18256039		
		B---182 SERIAL 18253599 THRU 18255844		
		C---182 SERIAL 18255845 THRU 18256039		

Fuel System (Cont)



182 SERIAL 18256040 & ON
Figure 84A. Fuel Strainer & Drain Control Installation

FIGURE AND INDEX NO.	PART NUMBER	DESCRIPTION	UNITS PER ASSY	USABLE ON CODE
84A-		FUEL STRAINER & DRAIN CONTROL INSTALLATION -----	NP	A
	0756005-1	STRAINER ASSEMBLY-FUEL -----	1	
		ATTACHING PARTS -----		
- 1	AN515-10R8	SCREW -----	4	
- 2	AN936A10	WASHER -----	4	
		-----*		
- 3	0756008-1	BOWL-FUEL STRAINER -----	1	
		ATTACHING PARTS -----		
- 4	S1573-3	NUT -----	1	
- 5	0756015-1	WASHER -----	1	
- 6	MS29513-111	O RING -----	1	
- 7	MS29513-138	O RING -----	1	
		-----*		
- 8	0756011-1	STANDPIPE -----	1	
- 9	0756009-1	FILTER ASSEMBLY-FUEL STRAINER -----	1	
-10	0756009-8	GASKET -----	1	
-11	0756014-1	PLATE -----	1	
		ATTACHING PARTS -----		
-12	MS24665-132	COTTER PIN -----	1	
		-----*		
-13	0756010-1	PLUNGER ASSEMBLY-DRAIN -----	1	
-14	MS16624-25	SNAP-RING -----	1	
-15	0756014-2	WASHER -----	1	
-16	0756012-1	SPRING -----	1	
-17	MS29513-10	O RING -----	1	
-18	0756005-2	TOP ASSEMBLY-FUEL STRAINER -----	1	
-19		CONTROL-STRAINER DRAIN SEE STATIONARY INSTRUMENT PANEL --		B
		ATTACHING PARTS -----		
-20	0716136-1	BRACKET -----	1	
-21	MS9025-02	CLAMP -----	1	
-22	AN520-10R8	SCREW -----	1	
-23	MS21044N3	NUT -----	1	
-24	AN525-10R8	SCREW -----	2	
	MS21044N3	NUT -----	2	
-25	0450311-3	CLAMP -----	1	
-26	AN960-416	WASHER -----	1	
-27	AN960-416L	WASHER -----	2	
-28	NAS679A4	NUT -----	1	
		-----*		
-29	S1517-2	CONTROL ASSEMBLY-STRAINER DRAIN -----	1	C
		ATTACHING PARTS -----		
-30	0750230-1	CLAMP -----	1	C
-31	AN741TD7	CLAMP -----	1	C
-32	AN4-6A	BOLT -----	2	C
-33	AN960-10L	WASHER -----	2	C
-34	NAS679A4	NUT -----	2	C
	AN742D3	CLAMP -----	1	C
	MS21919DG3	CLAMP -----	2	D
	NAS446-4-3	NUT -----	1	C
	NAS430D3-16	SPACER -----	1	C
	S1021Z8-14	SCREW -----	1	C
	AN515-8R32	SCREW -----	1	D
	NAS430D3-16	SPACER -----	1	D
		-----*		
<p>A---182 SERIAL 18256040 & ON A182 SERIAL A182-0001 & ON B---182 SERIAL 18256040 THRU 18258505 A182 SERIAL A182-0001 THRU A182-0096 C---182 SERIAL 18258506 & ON A182 SERIAL A182-0097 & ON D---182 SERIAL 18260078 & ON A182 SERIAL A182-0117 & ON</p>				

Fuel System (Cont)

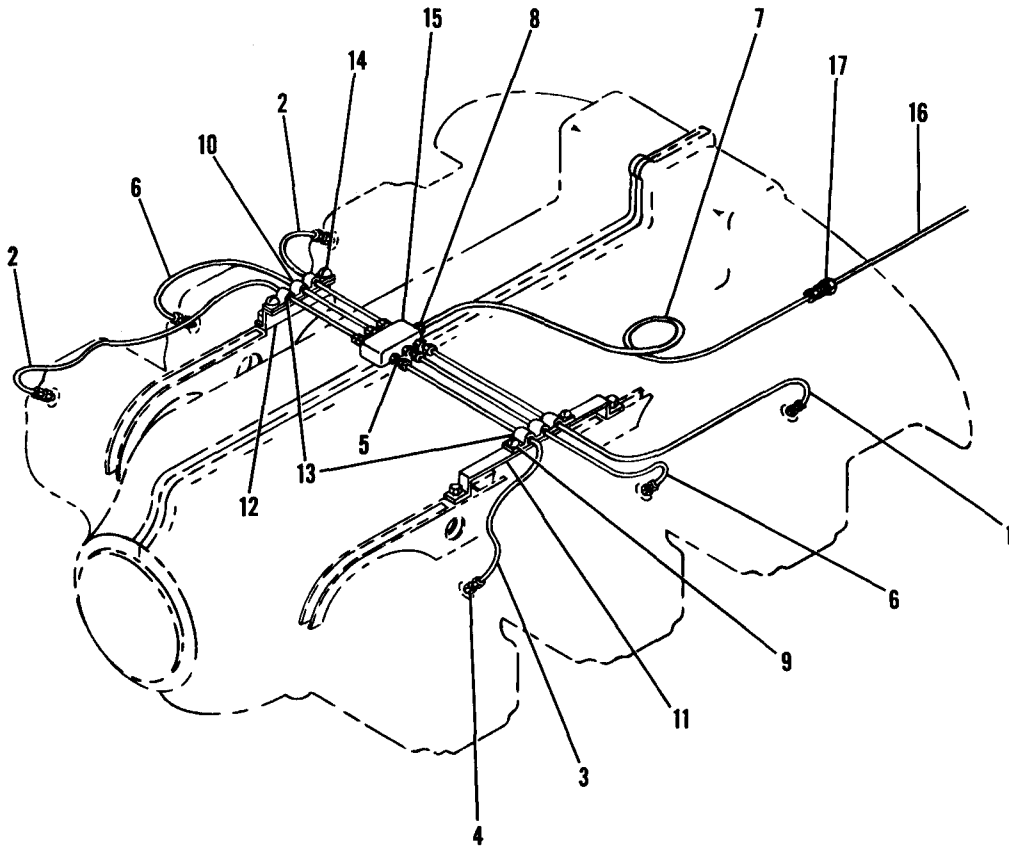


Figure 85. Fuel Primer System Installation

FIGURE AND INDEX NO.	PART NUMBER	DESCRIPTION	UNITS PER ASSY	USABLE ON CODE
85 -		1 2 3 4 5 6 7		
- 1	0750125-1	FUEL PRIMER INSTALLATION-SIX CYLINDER -----	NP	
		LINE ASSEMBLY-CYLINDER 2 TO DISTRIBUTOR -----	1	
		ATTACHING PARTS -----		
	AN4022-1	JET-FUEL -----	1	
	AN780-2	NIPPLE -----	1	
		-----*		
- 2	0750125-2	LINE ASSEMBLY-CYLINDER 1 AND 5 TO DISTRIBUTOR -----	2	
		ATTACHING PARTS -----		
	AN4022-1	JET-FUEL -----	1	
	AN780-2	NIPPLE -----	1	
		-----*		
- 3	0750125-3	LINE ASSEMBLY-CYLINDER 6 TO DISTRIBUTOR -----	1	
		ATTACHING PARTS -----		
- 4	AN4022-1	JET-FUEL -----	1	
- 5	AN780-2	NIPPLE -----	1	
		-----*		
- 6	0750125-4	LINE ASSEMBLY-CYLINDER 3 AND 4 TO DISTRIBUTOR -----	2	
		ATTACHING PARTS -----		
	AN4022-1	JET-FUEL -----	1	
	AN780-2	NIPPLE -----	1	
		-----*		
- 7	0500106-173	LINE ASSEMBLY-DISTRIBUTOR TO BAFFLE -----	1	
		WHEN EXHAUSTED USE 0700099-83 -----		
	0700099-83	LINE ASSEMBLY-DISTRIBUTOR TO BAFFLE -----	1	
		ATTACHING PARTS -----		
- 8	AN816-2D	NIPPLE -----	1	
		-----*		
- 9	0750125-5	CLAMP ASSEMBLY-LH -----	1	
-10	0750125-6	CLAMP ASSEMBLY-RH -----	1	
-11	0750125-7	BRACKET-MOUNTING LH -----	1	
-12	0750125-8	BRACKET-MOUNTING RH -----	1	
-13	0750125-9	CLAMP -----	2	
		ATTACHING PARTS -----		
-14	S1021Z10-6	SCREW -----	4	
	0750125-11	NUT -----	4	
		-----*		
-15	0750125-10	DISTRIBUTOR-FUEL -----	1	
-16	0500106-133	LINE ASSEMBLY-FIREWALL TO BAFFLE -----	1	A
		WHEN EXHAUSTED USE 0700099-82 -----		
	0700099-82	LINE ASSEMBLY-FIREWALL TO BAFFLE -----	1	A
		ATTACHING PARTS -----		
-17	AN832-2D	UNION -----	1	A
	AN924-2D	NUT -----	1	A
	AN960D516	WASHER -----	2	A
	AN833-2D	ELBOW -----	1	A
		-----*		
A---182 SERIAL 18255059 & ON A182 SERIAL A182-0001 & ON				

Oil System

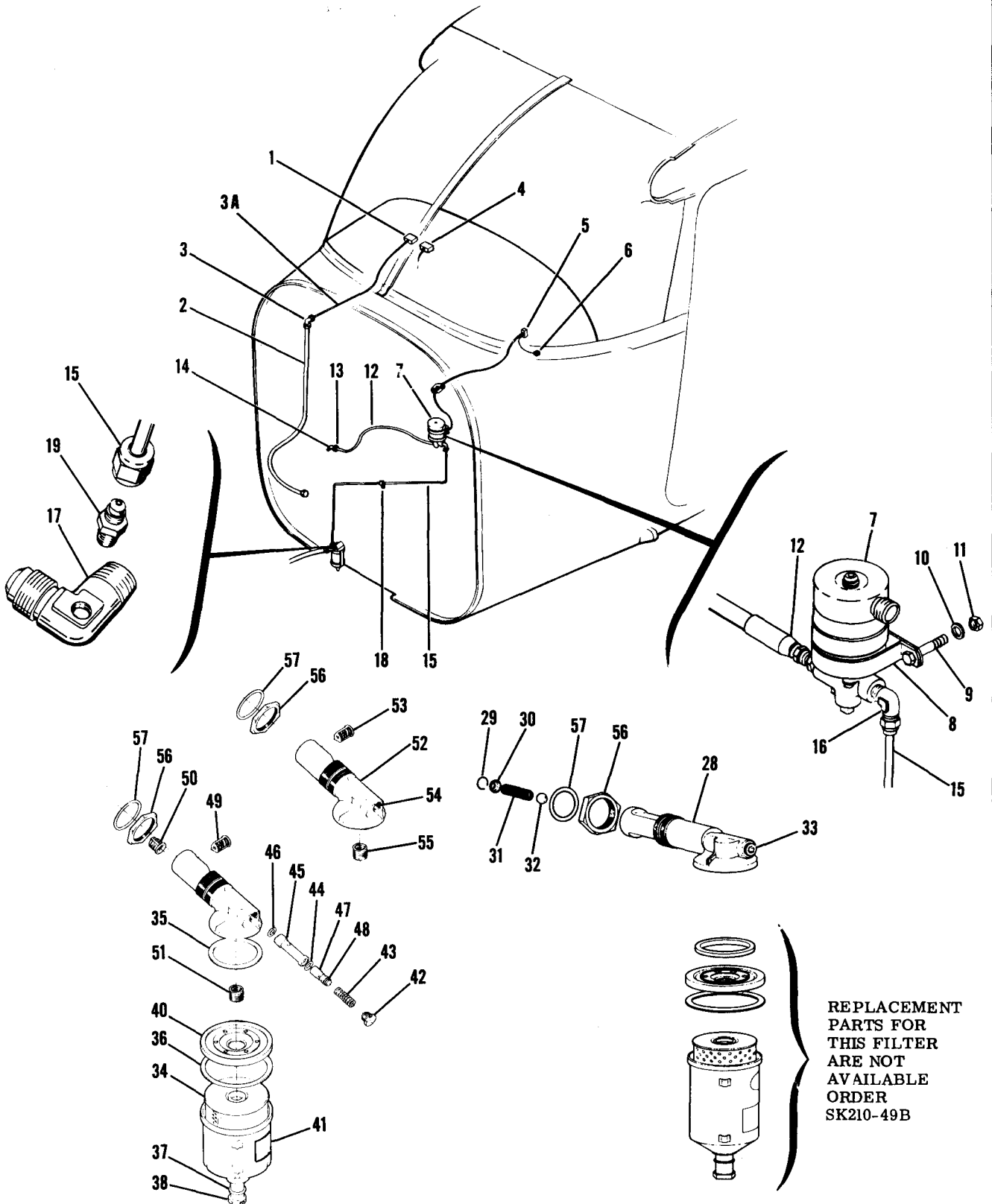


Figure 86. Oil System Installation

FIGURE AND INDEX NO.	PART NUMBER	DESCRIPTION	UNITS PER ASSY	USABLE ON CODE
		1 2 3 4 5 6 7		
86 -		OIL SYSTEM INSTALLATION -----	NP	
- 1	0713602-8	GAGE-OIL PRESSURE -----	1	
- 2	S1167-4-0388	HOSE ASSEMBLY-OIL PRESSURE FIREWALL TO ENGINE ----- ATTACHING PARTS	1	
- 3	AN837-4D	ELBOW -----	1	
	AN960D716	WASHER -----	1	
	AN924-4D	NUT -----	1	
- 3A	0700099-37	LINE ASSEMBLY-OIL PRESSURE -----	1	
- 4	0713602-7	GAGE-OIL TEMPERATURE -----	1	
- 5	S1158-1-1	OIL DILUTION INSTALLATION ----- SWITCH-OIL DILUTION ----- ATTACHING PARTS	NP 1	
	AN507-632R3	SCREW -----	2	
- 6	S1360-10	CIRCUIT BREAKER -----	1	
- 7	AN4078-1	VALVE-SOLENOID ----- ATTACHING PARTS	1	
- 8	AN742D32	CLAMP -----	2	
- 9	AN3-5A	BOLT -----	2	
-10	AN960-10L	WASHER -----	2	
-11	MS21044N3	NUT -----	2	
-12	S1168-4-11	HOSE ASSEMBLY VALVE TO ENGINE OIL SUMP WHEN EXHAUSTED USE S1495-6 & S1497-6 ----- HOSE-11.0 IN LG BULK ITEM REF S1495-4JJ11.0 -----	1 1	
	S1495-6	FITTING-SOCKETLESS USED WITH S1495-6 HOSE -----	2	
	S1497-6	ATTACHING PARTS		
-13		DELETED, NEVER USED -----		
-14	MS20823-4B	ELBOW -----	1	
-15	0500106-220	FUEL LINE VALVE TO STRAINER ----- ATTACHING PARTS	1	
-16	MS20822-4D	ELBOW -----	1	
-17	0750035-1	ELBOW -----	1	
-18	S1021Z8-10	CLAMP -----	1	
	S1021Z8-6	SCREW -----	1	
	NAS446-4-3	NUT -----	1	
-19	AN816-4D	UNION -----	1	

		OIL FILTER INSTALLATION -----	NP	
-20		OIL FILTER ASSEMBLY ORDER SK210-49B -----	1	A
-21		DELETED-NOT AVAILABLE -----		
-22		DELETED-NOT AVAILABLE -----		
-23		DELETED-NOT AVAILABLE -----		
-24		DELETED-NOT AVAILABLE -----		
-25		DELETED-NOT AVAILABLE -----		
-26		DELETED-NOT AVAILABLE -----		
-27		DELETED-NOT AVAILABLE -----		
-28		ADAPTER ASSEMBLY-OIL FILTER ORDER 1250922-3 -----	1	C
-29	1250407-1	SNAP RING -----	1	
-30	1250408-1	CAP-RETAINER -----	1	
-31	1250409-1	SPRING -----	1	
-32	S272-17	BALL -----	1	
-33	AN932C4	PLUG -----	1	
-34	C294505-0101	OIL FILTER ASSEMBLY -----	1	B
	C294505-0102	FILTER ELEMENT KIT -----	1	
-35	6436635	GASKET AC -----	1	
-36	6436637	GASKET AC -----	1	
-37	5579654	METAL GASKET AC -----	1	
-38	6436916	STUD-CENTER AC -----	1	
-39		DELETED-NOT AVAILABLE -----		
-40	6436989	LID-OIL FILTER AC -----	1	
-41	1250410-3	PLACARD-OIL FILTER -----	1	
		ADAPTER ASSEMBLY-OIL FILTER ORDER 1250922-3 -----	1	D
-42	0756018-2	PLUG-ADAPTER -----	1	
-43	0756021-1	SPRING -----	1	
-44	AN6227B10	O RING -----	1	
-45	0756019-1	SLEEVE -----	1	
-46	MS20002C6	WASHER -----	1	
-47	0756020-1	PISTON -----	1	
-48	AN6227B6	O RING -----	1	

CONTINUED ON NEXT PAGE

FIGURE AND INDEX NO.	PART NUMBER	DESCRIPTION	UNITS PER ASSY	USABLE ON CODE
86 -49	0756022-1	VALVE-BY PASS -----	1	E
-50	0756022-2	VALVE-OUTLET -----	1	
-51	MS124663	HELI COIL -----	1	
-52	1250922-3	ADAPTER ASSEMBLY-OIL FILTER -----	1	
-53	0756022-1	VALVE-BY PASS -----	1	
-54	AN932C4	PLUG -----	1	
-55	MS124663	HELI-COIL -----	1	
-56	1250405-1	NUT-ADAPTER -----	1	
-57	AN123883	PACKING-ADAPTER NUT -----	1	
	SE709	WRENCH ADAPTER-OIL FILTER -----	1	
<p>NOTE. *THESE PARTS ARE ALSO REPLACEMENT PARTS FOR SK210-49B.</p> <p>A---182 SERIAL 18253599 THRU 18256557 B---182 SERIAL 18256558 & ON A182 SERIAL A182-0001 & ON C---182 SERIAL 18253599 THRU 18256704 D---182 SERIAL 18256705 THRU 18267628 A182 SERIAL A182-0001 THRU A182-0056 E---182 SERIAL 18257629 & ON A182 SERIAL A182-0057 & ON</p>				

DIRECTIONAL & HORIZONTAL GYRO USAGE

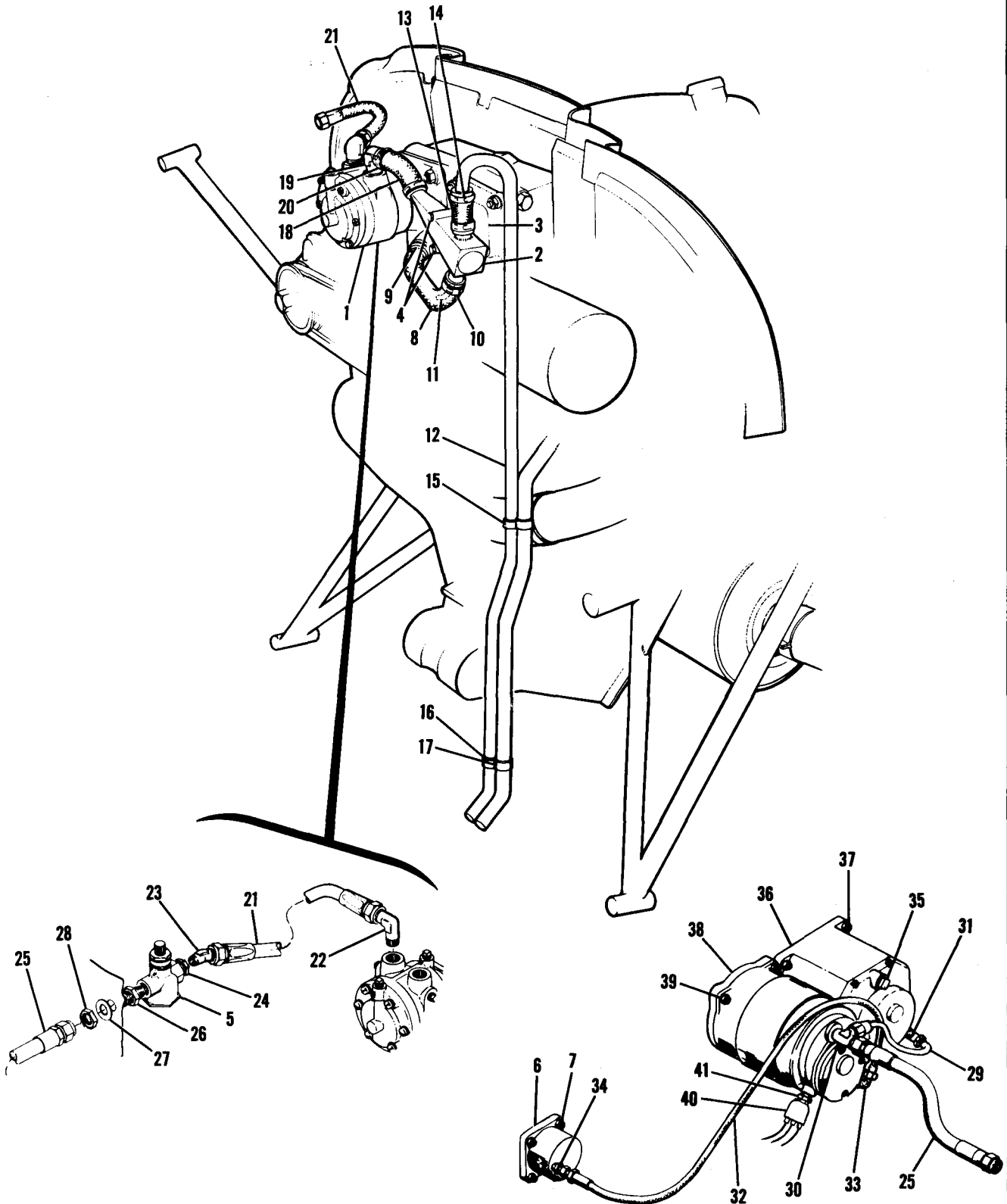
REFER TO FOLLOWING TABLE FOR REPLACEMENT GYROS WHEN ORIGINAL EQUIPMENT HAS BEEN EXHAUSTED

ORIGINAL GYRO	REPLACEMENT GYRO
<u>HORIZONTAL GYROS</u>	<u>HORIZONTAL GYROS</u>
S1309N1	C661001-0101 OR AK172-116
S1326N1	AK172-116*
S1472N1	C661001-0101 OR AK172-116*
S1473N1	C661001-0101 OR AK172-116*
C661001-0101	AK172-116*
<u>DIRECTIONAL GYROS</u>	<u>DIRECTIONAL GYROS</u>
S1316N1	C661002-0101 OR AK172-116
S1327N1	AK172-116*
S1476N1	C661002-0101 OR AK172-116*
C661002-0101	AK172-116*

*AK172-116 IS A KIT INCLUDING BOTH HORIZONTAL & DIRECTIONAL GYROS, A CENTRAL FILTER, SUCTION GAGE AND NECESSARY HARDWARE FOR INSTALLATION OF THESE PARTS

Figure 86A. Directional & Horizontal Gyro Usage

Vacuum System



182 SERIAL 18253599 THRU 18255844

Figure 87. Vacuum System Installation

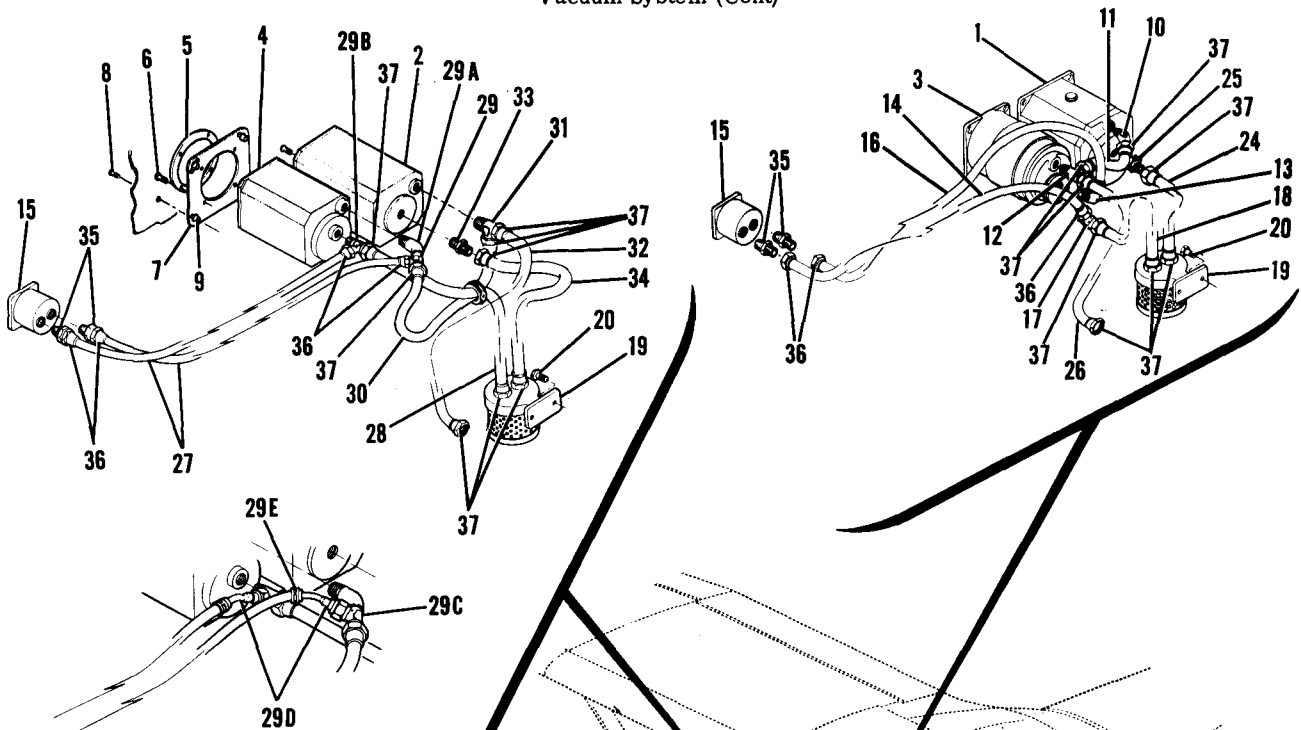
FIGURE AND INDEX NO.	PART NUMBER	DESCRIPTION	UNITS PER ASSY	USABLE ON CODE
87 -		VACUUM SYSTEM INSTALLATION-ENGINE DRIVEN -----	NP	A
- 1	C431001-0101	PUMP-VACUUM -----	1	
- 2	0750103-1	OIL SEPARATOR -----	1	
		ATTACHING PARTS		
- 3	0750036-1	BRACKET -----	1	
- 4	AN3-15A	BOLT -----	2	
	AN960D10L	WASHER -----	2	
	MS21044N3	NUT -----	2	
		-----*		
- 5	0813619-3	VALVE-RELIEF -----	1	
	0813619-2	VALVE-RELIEF TACTAIR ONLY -----	1	
	AN912-4	BUSHING TACTAIR ONLY -----	1	
- 6	S1414N1	GAGE-SUCTION -----	1	
		ATTACHING PARTS		
- 7	AN5078632R12	SCREW -----	4	
	MS203658632C	NUT -----	4	
		-----*		
- 8	S51-8	HOSE-CIL RETURN 9 IN LG BULK ITEM REF S51-8-36 --	1	
	S1495-8	HOSE 9 IN LG BULK ITEM REF S1495-8-9.0 ALT --	1	
		ATTACHING PARTS		
- 9	AN844-8	ELBOW -----	1	
-10	NAS397-14-1	CLAMP -----	2	
		-----*		
-11	0750036-1	LINE-OIL RETURN -----	1	
-12	0700099-33	LINE-VENT -----	1	
		ATTACHING PARTS		
-13	S51-8	HOSE-VENT 2 IN LG BULK ITEM REF S51-8-8 -----	1	
	S1495-8	HOSE 2 IN LG BULK ITEM REF S1495-8-2.0 ALT --	1	
-14	NAS397-14-1	CLAMP -----	2	
-15	AN742D8	CLAMP -----	1	
-16	S1486DG12U	CLAMP -----	1	
-17	MS21919DG8	CLAMP -----	1	
	S1021-10-10	SCREW -----	1	
		-----*		
-18	S51-8	HOSE-DISCHARGE 3.25 IN LG BULK ITEM REF S51-8-13-	1	
	S1495-8	HOSE 3.25 IN LG BULK ITEM REF S1495-8-3.25 ALT ----	1	
		ATTACHING PARTS		
-19	AN842-8	ELBOW -----	1	
-20	NAS397-14-1	CLAMP -----	2	
		-----*		
-21	S1168-6-6 1/2	HOSE ASSEMBLY WHEN EXHAUSTED USE S1495-6 & S1497-6 -----	1	
	S1495-6	HOSE 6.50 IN LG BULK ITEM REF S1495-6-6.50 -----	1	
	S1497-6	FITTING-SOCKETLESS USE WITH S1495-6 HOSE -----	2	
		ATTACHING PARTS		
-22	MS20822-6-6B	ELBOW -----	1	
-23	AN912-2	REDUCER BUSHING -----	1	
-24	AN912-2	BUSHING-REDUCER -----	1	
		-----*		
-25	S1168-6-9 1/2	HOSE ASSEMBLY WHEN EXHAUSTED USE S1495-6 & S1497-6 -----	1	
	S1495-6	HOSE 9.50 IN LG BULK ITEM REF S1495-6-9.50 -----	1	
	S1495-7	FITTING-SOCKETLESS USE WITH S1495-6 HOSE -----	2	
		ATTACHING PARTS		
-26	S1988-1	FITTING -----	1	
-27	AN960D916	WASHER -----	1	
-28	AN924-6D	NUT -----	1	
		-----*		
-29	S1495-6	HOSE 9.62 IN LG BULK ITEM REF S1495-6-9.62 -----	1	
	S1497-6	FITTING-HOSE -----	2	
		ATTACHING PARTS		
-30	MS20826-6D	TEE -----	1	
-31	MS20822-6D	ELBOW -----	1	
		-----*		
-32	S1168-2-36	HOSE ASSEMBLY-HORIZONTAL GYRO TO SUCTION GAGE -----	1	
		ATTACHING PARTS		
-33	MS20822-2D	ELBOW -----	1	
	AN912-1D	BUSHING -----	1	
-34	AN816-2D	NIPPLE -----	1	
		-----*		

CONTINUED ON NEXT PAGE

FIGURE AND INDEX NO.	PART NUMBER	DESCRIPTION							UNITS PER ASSY	USABLE ON CODE
		1	2	3	4	5	6	7		
87 -35	MS20913-2D	PLUG -----							3	
-36	S1327N1	INDICATOR-DIRECTIONAL GYRO-PICTORIAL TYPE 34B ----- USED WITH VACUUM WARNING LIGHTS WHEN EXHAUSTED SEE FIG 86A							1	
	S1316N1	DIRECTIONAL GYRO REMFD WHEN EXHAUSTED USE C661002-0101-							1	
	C661002-0101	DIRECTIONAL GYRO WHEN EXHAUSTED SEE FIG 86A ----- ATTACHING PARTS							1	
-37	AN507B1032R16	SCREW -----							4	
		-----*								
-38	S1326N1	INDICATOR-HORIZONTAL GYRO-PICTORIAL TYPE 34B ----- WITH VACUUM WARNING LIGHTS WHEN EXHAUSTED SEE FIG 86A							1	
	S1429N1	INDICATOR-HORIZONTAL GYRO-PICTORIAL TYPE 34B ----- WITHOUT VACUUM WARNING LIGHTS-USE WITH SUCTION GAGE WHEN EXHAUSTED USE C661001-0101							1	
	S1309N1	HORIZONTAL GYRO REMFD WHEN EXHAUSTED USE C661001-0101 -							1	
	C661001-0101	HORIZONTAL GYRO WHEN EXHAUSTED SEE FIG 86A ----- ATTACHING PARTS							1	
-39	AN507B1032R16	SCREW -----							4	
		-----*								
-40	S1365-1	SWITCH-VACUUM PICTORIAL GYROS ONLY -----							1	
	S1284-1	SWITCH-PRESS TO TEST PICTORIAL GYROS ONLY -----							1	
-41	AN912-1D	BUSHING PICTORIAL GYROS ONLY -----							1	
A---182 SERIAL 18253599 THRU 18255844										

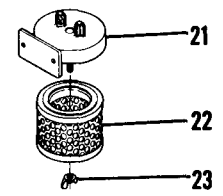
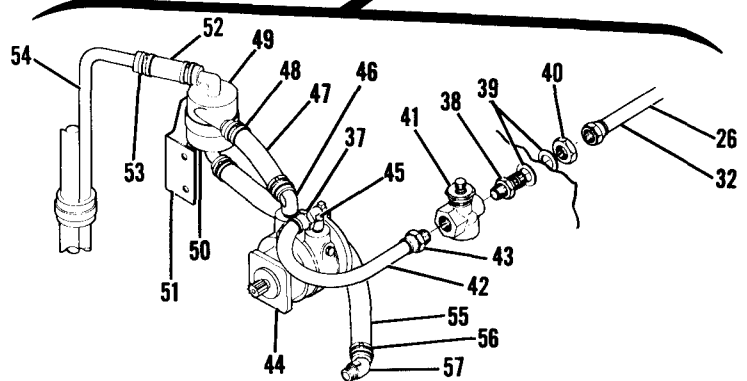
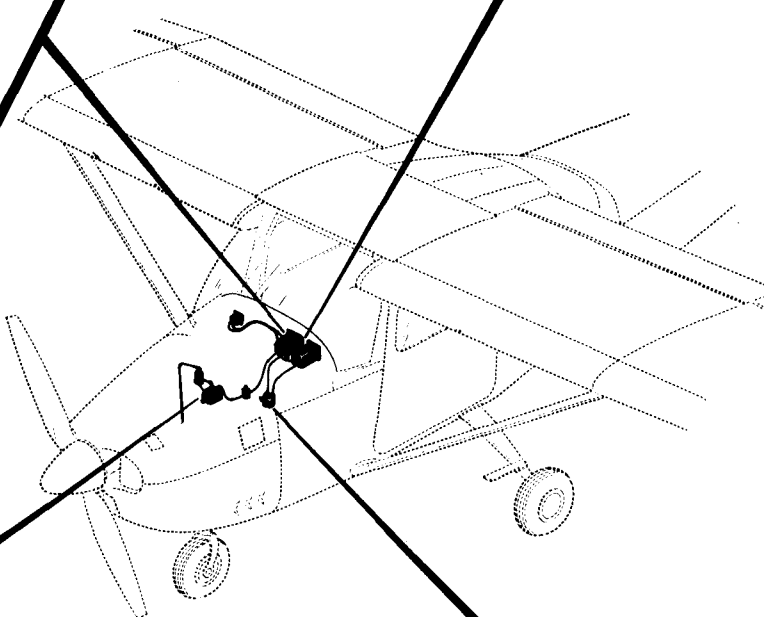
FIGURE AND INDEX NO.	PART NUMBER	DESCRIPTION	UNITS PER ASSY	USABLE ON CODE
		1 2 3 4 5 6 7		
88 -		VACUUM SYSTEM INSTALLATION -----	NP	A
- 1	C661002-0101	GYRO-DIRECTIONAL WHEN EXHAUSTED SEE FIG 86A -----	1	
- 2	30370-0100	GYRO-DIRECTIONAL ARC -----	1	
- 3	C661001-0101	GYRO-HORIZON WHEN EXHAUSTED SEE FIG 86A -----	1	
	30370-0102	GYRO-DIRECTIONAL ARC NAV-O-MATIC 300 -----	1	D
	40760-0104	GYRO-DIRECTIONAL ARC NAV-O-MATIC 300 -----	1	E
		ATTACHING PARTS		
- 4	30475-0100	GYRO-HORIZON ARC -----	1	
- 5	2104	RING-INSTRUMENT MOUNTING AUIM -----	1	
		ATTACHING PARTS		
- 6	AN515-6R12	SCREW -----	4	
		-----*		
- 7	0713749-6	PLATE ASSEMBLY-INSTRUMENT MOUNTING -----	1	
		ATTACHING PARTS		
- 8	AN520-10R6	SCREW -----	4	
		-----*		
- 9	NAS697A3	NUTPLATE -----	4	
-10	MS20823-6D	ELBOW -----	1	
-11	S1615-6	HOSE 3.62 IN LG BULK ITEM REF S1615-6-3.62 -----	1	
		ATTACHING PARTS		
	NAS397-12	CLAMP -----	2	
		-----*		
-12	MS20826-6D	TEE -----	1	
-13	MS20822-4-4D	ELBOW -----	1	
-14	S1495-4-	HOSE 32.0 IN LG BULK ITEM REF S1495-6-32.00 -----	1	
-15	S1414N1	GAGE-SUCTION -----	1	
CONTINUED ON NEXT PAGE				

Vacuum System (Cont)



18257242 & ON

USED WITH NAV-O-MATIC



182 SERIAL 18255845 THRU 18257625

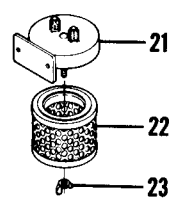
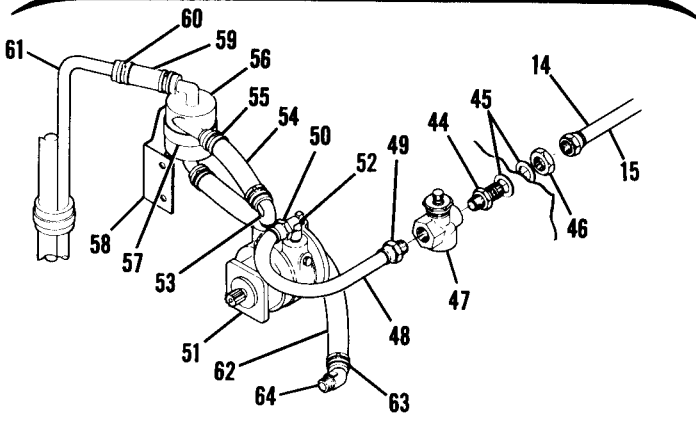
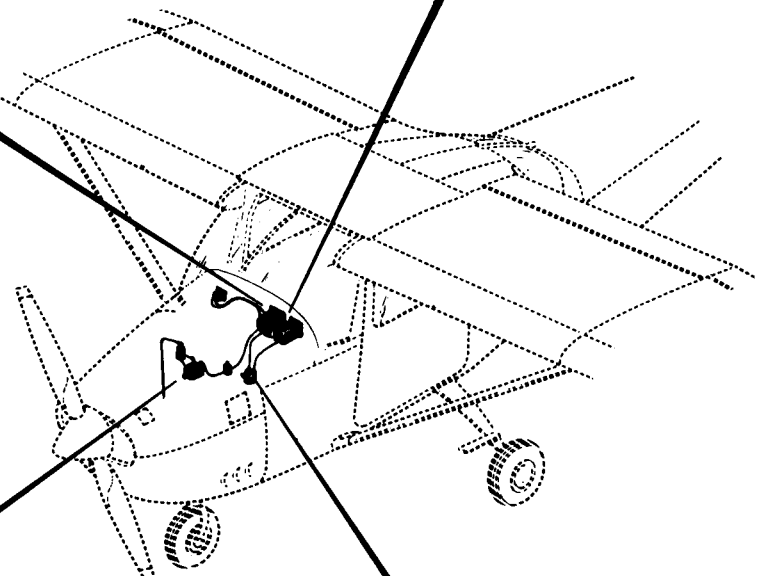
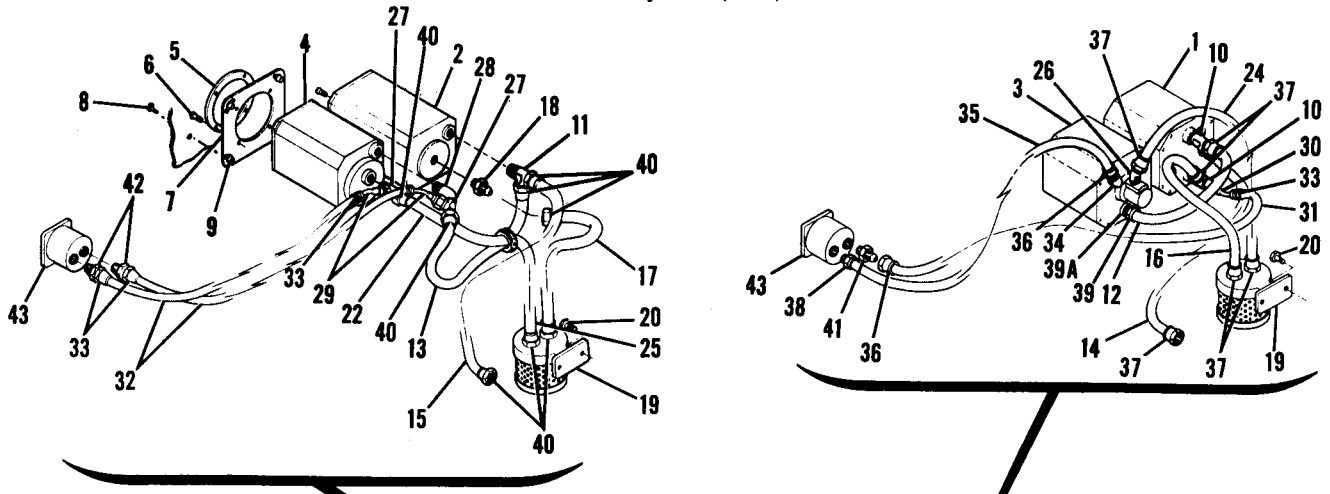
Figure 88. Vacuum System Installation

FIGURE AND INDEX NO.	PART NUMBER	DESCRIPTION							UNITS PER ASSY	USABLE ON CODE	
		1	2	3	4	5	6	7			
88 -16	S1495-4-	HOSE	36.0	IN	LG	BULK ITEM	REF S1495-4-36.00	----	1		
-17		TEE	-----							1	B
	MS20826-6D	TEE	-----							1	C
	1713039-1	ELBOW ASSEMBLY	-----							1	C
	NAS397-8	CLAMP	-----							1	C
-18	S1495-6-	HOSE	19.25	IN	LG	BULK ITEM	REF S1495-6-19.25	----	1		
-19	C294501-0101	FILTER ASSEMBLY	-----							1	
		ATTACHING PARTS	-----								
-20	AN3-3A	BOLT	-----							2	
		-----*									
-21	C294501-0102	BRACKET	-----							1	
-22	C294501-0103	FILTER ELEMENT	-----							1	
		ATTACHING PARTS	-----								
-23	P2274	NUT-WING DCI	-----							1	
		-----*									
-24	S1495-6-	HOSE	19.25	IN	LG	BULK ITEM	REF S1495-6-25.00	----	1		
-25	AN816-6D	NIPPLE	-----							1	
-26	S1495-6-	HOSE	9.0	IN	LG	BULK ITEM	REF S1495-6-9.0	----	1		
-27	S1495-4-	HOSE	32.00	IN	LG	BULK ITEM	REF S1495-4-32.00	----	2		
-28	S1495-6-	HOSE	*	IN	LG	BULK ITEM	REF S1495-6-*	----	1		
-29		TEE	-----							1	B
-29A	AN915-2D	ELBOW	-----							1	
-29B		TEE	-----							1	B
-29C	MS20826-6D	TEE	-----							2	C
-29D	1713039-1	ELBOW ASSEMBLY	-----							2	C
-29E	NAS397-8	CLAMP	-----							2	C
-30	S1495-6-	HOSE	19.25	IN	LG	BULK ITEM	REF S1495-6-19.25	----	1		
-31	MS20826-6D	TEE	-----							1	
-32	S1495-6-	HOSE	11.00	IN	LG	BULK ITEM	REF S1495-6-11.00	----	1		
-33	AN816-6D	NIPPLE	-----							1	
-34	S1495-6-	HOSE	*	IN	LG	BULK ITEM	REF S1495-6-*	----	1		
-35	AN816-4D	NIPPLE	-----							1	
-36	S1497-4	FITTING-HOSE	-----							4	
-37	S1497-6	FITTING-HOSE	-----							9	
-38	S1988-1	FITTING	-----							1	
		ATTACHING PARTS	-----								
-39	AN960D916	WASHER	-----							2	
-40	AN924-6D	NUT	-----							1	
		-----*									
-41	C482001-0101	VALVE-VACUUM RELIEF	-----							1	
-42	S1495-6-	HOSE	10.50	IN	LG	BULK ITEM	REF S1495-6-10.50	----	1		
-43	S1496-6A	FITTING-HOSE	-----							1	
-44	C431001-0101	PUMP-VACUUM	-----							1	
-45	MS20822-6-6	ELBOW	-----							1	
-46	AN842-8	ELBOW	-----							1	
-47	S1495-8-	HOSE	4.0	IN	LG	BULK ITEM	REF S1495-8-3.25	----	1		
		ATTACHING PARTS	-----								
-48	NAS397-14	CLAMP	-----							2	
		-----*									
-49	C165001-0102	OIL SEPARATOR	-----							1	
		ATTACHING PARTS	-----								
-50	AN520-10R8	CLAMP	-----							1	
	AN520-10R12	SCREW	-----							1	
	MS21044N3	NUT	-----							1	
-51	0750025-1	BRACKET	-----							1	
		-----*									
-52	S1495-8-	HOSE	2.50	IN	LG	BULK ITEM	REF S1495-8-2.50	----	1		
		ATTACHING PARTS	-----								
-53	NAS397-14	CLAMP	-----							2	
		-----*									
-54	0700099-42	LINE-VENT	-----							1	
-55	S1495-8-	HOSE	7.00	IN	LG	BULK ITEM	REF S1495-8-7.00	----	1		
		ATTACHING PARTS	-----								
-56	NAS397-14	CLAMP	-----							2	
		-----*									
-57	AN844-8	ELBOW	-----							1	

NOTE. **ORDER 1 EACH MS20826-6D TEE,
1713039-1 ELBOW ASSEMBLY & NAS397-8 CLAMP.

A---182 SERIAL 18255845 THRU 18257625
A182 SERIAL A182-0001 THRU A182-0056
B---182 SERIAL 18255845 THRU 18257241
A182 SERIAL A182-0001 THRU A182-0014
C---182 SERIAL 18257242 & ON
A182 SERIAL A182-0015 & ON

Vacuum System (Cont)



182 SERIAL 18257626 THRU 18258505

Figure 88A. Vacuum System Installation

FIGURE AND INDEX NO.	PART NUMBER	DESCRIPTION	UNITS PER ASSY	USABLE ON CODE
		1 2 3 4 5 6 7		
88A-		VACUUM SYSTEM INSTALLATION -----	NP	A
- 1	C661002-0201	GYRO-DIRECTIONAL NEW -----	1	
	C661002-0201R	GYRO-DIRECTIONAL RECONDITIONED -----	1	
- 2	30370-0100	GYRO-DIRECTIONAL ARC -----	1	
- 3	C661001-0201	GYRO-HORIZON NEW -----	1	
	C661001-0201R	GYRO-HORIZON RECONDITIONED -----	1	
- 4	30475-0100	GYRO-HORIZON ARC -----	1	
- 5	2104	RING-INSTRUMENT MOUNTING AUIM -----	1	
		ATTACHING PARTS -----		
- 6	AN515-6R12	SCREW -----	4	
		-----*		
- 7	0713749-6	PLATE ASSEMBLY-INSTRUMENT MOUNTING -----	1	
		ATTACHING PARTS -----		
- 8	AN520-10R6	SCREW -----	4	
		-----*		
- 9	NAS697A3	NUTPLATE -----	4	
-10	MS20826-6D	TEE -----	2	
-11	MS20826-6D	TEE -----	1	
-12	S1495-6	HOSE 4.50 IN LG BULK ITEM REF S1495-6-4.50 -----	1	
-13	S1495-6	HOSE 19.25 IN LG BULK ITEM REF S1495-6-19.25 -----	1	
-14	S1495-6	HOSE 11.00 IN LG BULK ITEM REF S1495-6-11.00 -----	1	
-15	S1495-6	HOSE 11.00 IN LG BULK ITEM REF S1495-6-11.00 -----	1	
-16	S1495-6	HOSE 25.00 IN LG BULK ITEM REF S1495-6-25.00 -----	1	
-17	S1495-6	HOSE *IN LG BULK ITEM REF S1495-6-* -----	1	
-18	AN816-6D	NIPPLE -----	1	
-19	C294501-0101	FILTER ASSEMBLY -----	1	
		ATTACHING PARTS -----		
-20	AN3-3A	BOLT -----	2	
		-----*		
-21	C294501-0102	BRACKET -----	1	
-22	C294501-0103	FILTER ELEMENT -----	1	
		ATTACHING PARTS -----		
-23	P2274	NUT-WING DCI -----	1	
		-----*		
-24	S1499-6	HOSE 25.00 IN LG BULK ITEM REF S1499-6-25.00 -----	1	
-25	S1499-6	HOSE *IN LG BULK ITEM REF S1495-6 -----	1	
-26	MS20823-6D	ELBOW -----	1	
-27	MS20826-6D	TEE -----	2	
-28	AN915-2D	ELBOW -----	1	
-29	1713039-1	ELBOW ASSEMBLY -----	2	
-30	1713039-1	ELBOW ASSEMBLY -----	1	
-31	S1495-4	HOSE 36.00 IN LG BULK ITEM REF S1495-4-36.00 -----	1	
-32	S1495-4	HOSE *IN LG BULK ITEM REF S1495-4-* -----	2	
-33	NAS397-8	CLAMP -----	2	
-34	MS20823-4D	ELBOW -----	1	
-35	S1495-4	HOSE 32.00 IN LG BULK ITEM REF S1495-32.00 -----	1	
-36	S1497-4	FITTING-FEMALE -----	2	
-37	S1497-6	FITTING-FEMALE -----	7	
-38	S1496-4	FITTING-MALE -----	1	
-39	S1496-6	FITTING-MALE -----	1	
-39A	MS20823-6D	ELBOW -----	1	
-40	S1497-6	FITTING-FEMALE -----	8	
-41	AN816-4D	NIPPLE -----	1	
-42	AN816-4D	NIPPLE -----	2	
-43	S1414N1	GAGE-SUCTION -----	1	
-44	S1988-1	FITTING -----	1	
		ATTACHING PARTS -----		
-45	AN960D916	WASHER -----	2	
-46	AN924-6D	NUT -----	1	
		-----*		
-47	C482001-0101	VALVE-VACUUM RELIEF -----	1	
-48	S1495-6	HOSE 10.50 IN LG BULK ITEM REF S1495-6-10.50 -----	1	
-49	S1496-6A	FITTING-MALE -----	1	
-50	S1497-6	FITTING-FEMALE -----	1	
-51	C431001-0101	PUMP-VACUUM -----	1	
-52	MS20822-6-6	ELBOW -----	1	
-53	AN842-8	ELBOW -----	1	
-54	S1495-8	HOSE 4.00 IN LG BULK ITEM REF S1495-8-4.00 -----	1	
		ATTACHING PARTS -----		
-55	NAS397-14	CLAMP -----	2	
		-----*		

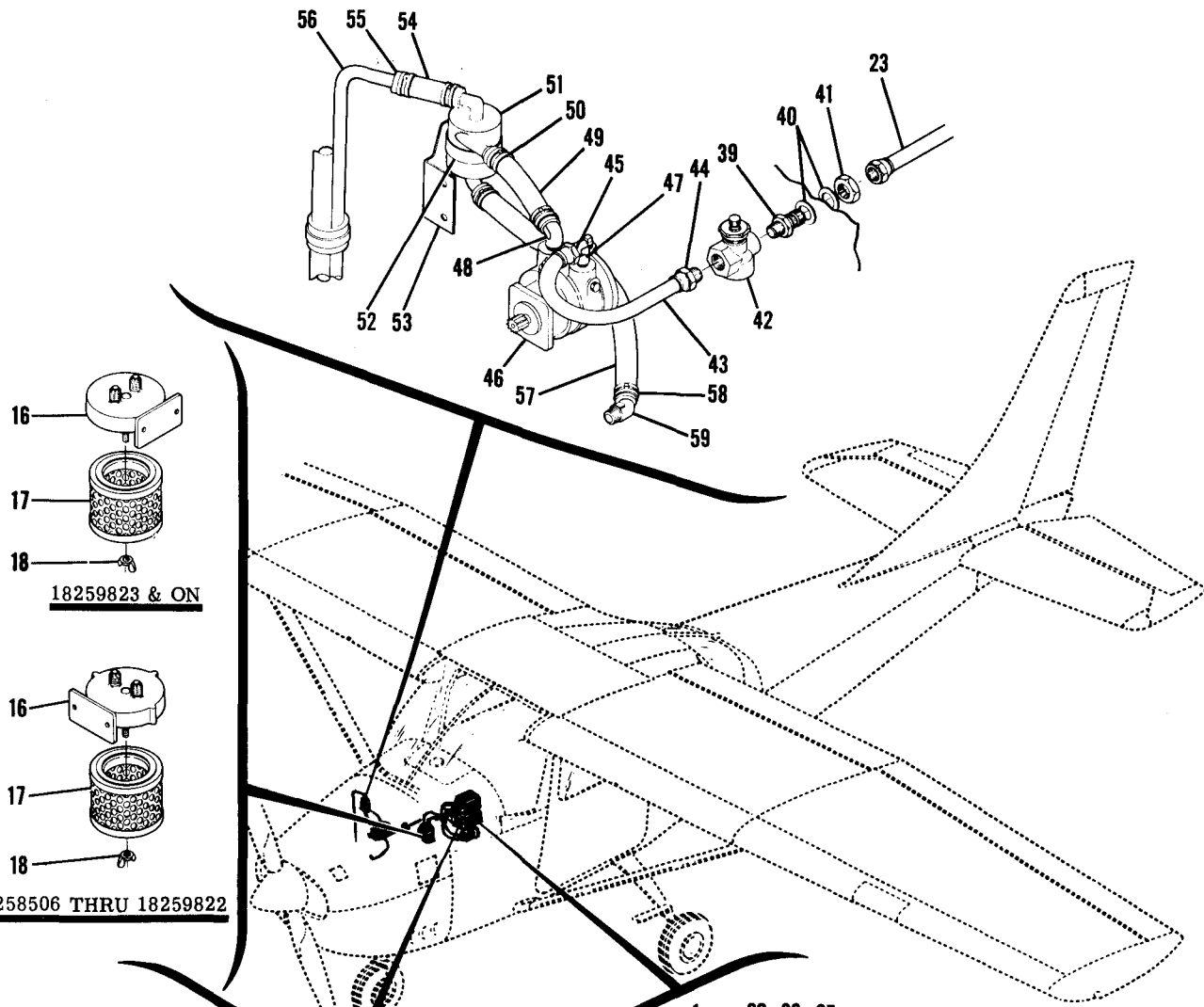
CONTINUED ON NEXT PAGE

FIGURE AND INDEX NO.	PART NUMBER	DESCRIPTION	UNITS PER ASSY	USABLE ON CODE
88A-56	C165001-0102	OIL SEPARATOR ----- ATTACHING PARTS -----	1	
-57	AN735D36 AN520-10R8 MS21044N3	CLAMP ----- SCREW ----- NUT ----- -----*	1 1 1	
-58	0750025-1	BRACKET -----	1	
-59	S1495-8	HOSE 2.50 IN LG BULK ITEM REF S1495-8-2.50 ----- ATTACHING PARTS -----	1	
-60	NAS397-14	CLAMP ----- -----*	2	
-61	0700099-42	LINE-VENT -----	1	
-62	S1495-8	HOSE 7.00 IN LG BULK ITEM REF S1495-8-7.00 ----- ATTACHING PARTS -----	1	
-63	NAS397-14	CLAMP ----- -----*	2	
-64	AN844-8	ELBOW -----	1	
		A---182 SERIAL 18257626 THRU 18258505 A182 SERIAL A182-0057 THRU A182-0096		

FIGURE AND INDEX NO.	PART NUMBER		DESCRIPTION	UNITS PER ASSY	USABLE ON CODE
		1 2 3 4 5 6 7			
888-			VACUUM SYSTEM INSTALLATION -----	NP	A
- 1	C661001-0501	*	GYRO-HORIZON WEU C661001-0505 -----	1	
	C661001-0502	*	GYRO-HORIZON -----	1	
	C661001-0503	*	GYRO-HORIZON -----	1	
	C661001-0504	*	GYRO-HORIZON -----	1	
	C661001-0505	*	GYRO-HORIZON -----	1	
			ATTACHING PARTS		
- 2	AN520-6R6		SCREW -----	4	
			-----*		
- 3	C661002-0501	**	GYRO-DIRECTIONAL WEU C661002-0505 -----	1	
	C661002-0301	**	GYRO-DIRECTIONAL -----	1	
	C661002-0503	**	GYRO-DIRECTIONAL WEU C661002-0506 -----	1	
	C661002-0504	**	GYRO-DIRECTIONAL -----	1	
	C661002-0505	**	GYRO-DIRECTIONAL -----	1	
	C661002-0506	**	GYRO-DIRECTIONAL -----	1	
			ATTACHING PARTS		
- 4	AN520-6R6		SCREW -----	3	
			-----*		
- 5	37570-0001		GYRO-HORIZON ARC -----	1	
			ATTACHING PARTS		
- 6	AN520-6R10		SCREW -----	4	
			-----*		
- 7	30370-0100		GYRO-DIRECTIONAL ARC -----	1	
			ATTACHING PARTS		
- 8	AN520-6R10		SCREW -----	3	
			-----*		
- 9	MS20825-6D		TEE NAV-O-MATIC 400 -----	3	
-10	MS20825-6D		TEE -----	2	
-11	S1495-6		HOSE 11.65 IN LG BULK ITEM REF S1495-6-11.65 -----	1	
			FROM HORIZON GYRO TO DIRECTIONAL GYRO		
-12	S1495-6		HOSE 25.00 IN LG BULK ITEM REF S1495-6-25.00 -----	1	B
			FROM HORIZON GYRO TO FILTER		
	S1495-6		HOSE 14.75 IN LG BULK ITEM REF S1495-6-14.75 -----	1	C
			FROM HORIZON GYRO TO FILTER		
-13	S1495-6		HOSE 25.00 IN LG BULK ITEM REF S1495-6-25.00 -----	1	B
			FROM DIRECTIONAL GYRO TO LH SIDE OF FILTER		
	S1495-6		HOSE 14.75 IN LG BULK ITEM REF S1495-6-14.75 -----	1	C
			FROM DIRECTIONAL GYRO TO LH SIDE OF FILTER		
-14	C294501-0101		FILTER ASSEMBLY -----	1	
			ATTACHING PARTS		
-15	AN3-3A		BOLT -----	2	
			-----*		
-16	C294501-0102		BRACKET -----	1	
-17	C294501-0103		FILTER ELEMENT -----	1	
			ATTACHING PARTS		
-18	P2274		NUT-WING -----	1	
			-----*		

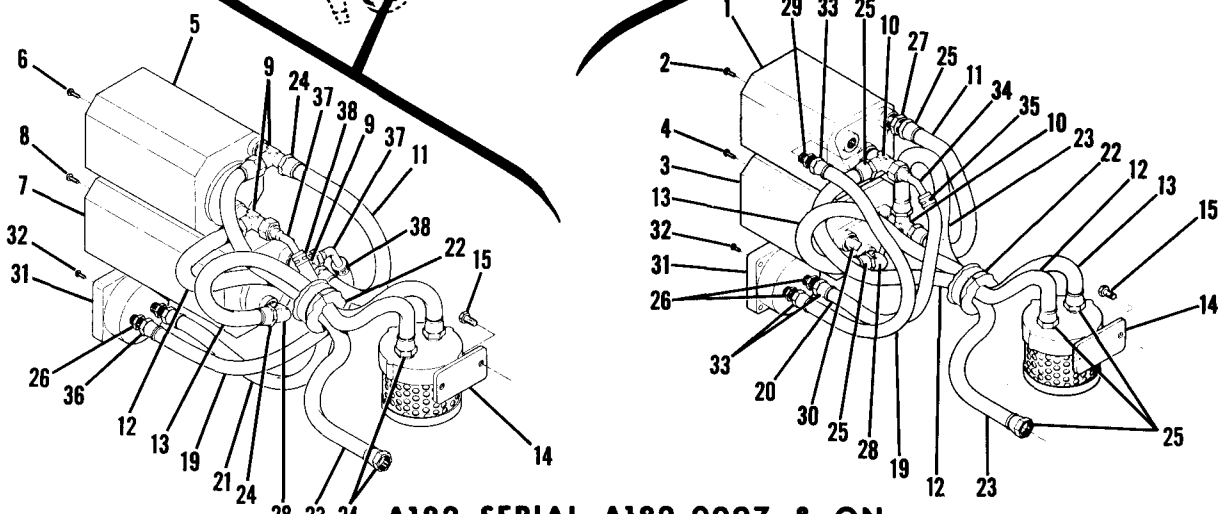
CONTINUED ON NEXT PAGE

Vacuum System (Cont)



18259823 & ON

18258506 THRU 18259822



NAV-O-MATIC 400

A182 SERIAL A182-0097 & ON
182 SERIAL 18258506 THRU 18260445

Figure 88B. Vacuum System Installation

FIGURE AND INDEX NO.	PART NUMBER	DESCRIPTION	UNITS PER ASSY	USABLE ON CODE
		1 2 3 4 5 6 7		
88B-19	S1495-4	HOSE 13.50 IN LG BULK ITEM REF S1495-4-15.50 ----- FROM DIRECTIONAL GYRO TO SUCTION GAGE	1	
-20	S1691-1	HOSE 14.75 IN LG BULK ITEM REF S1691-1-14.75 ----- FROM HORIZON GYRO TO SUCTION GAGE	1	
-21	S1691-1	HOSE 12.25 IN LG BULK ITEM REF S1691-1-12.25 ----- FROM HORIZON GYRO TO SUCTION GAGE NAV 400	1	
-22	S1590-6	BAND -----	1	B
-23	S1495-6	HOSE 15.15 IN LG BULK ITEM REF S1495-6-15.15 -----	1	
-24	S1497-6	FITTING-FEMALE -----	8	
-25	S1497-6	FITTING-FEMALE -----	8	
-26	AN816-4D	NIPPLE -----	2	
-27	AN816-6D	NIPPLE NOT USED ON NAV-O-MATIC 400 -----	1	
-28	MS20822-6D	ELBOW 90 DEGREE -----	1	
-29	AN816-4D	NIPPLE -----	1	
-30	MS20913-1D	PLUG -----	1	
	MS20913-2D	PLUG -----	1	
-31	S1414N1	GAGE-SUCTION -----	1	
		ATTACHING PARTS		
-32	AN515B6R12	SCREW -----	4	
		*-----		
-33	S1497-4	FITTING -----	3	
-34	1713039-1	ELBOW ASSEMBLY -----	1	
-35	NAS397-8	CLAMP -----	1	
-36	S1497-4	FITTING -----	2	
-37	1713039-1	ELBOW ASSEMBLY -----	2	
-38	NAS397-8	CLAMP -----	2	
-39	S1988-1	FITTING -----	1	
		ATTACHING PARTS		
-40	AN960D916	WASHER -----	2	
-41	AN924-6D	NUT -----	1	
		*-----		
-42	C482001-0101	VALVE-VACUUM RELIEF -----	1	
-43	S1495-6	HOSE 10.50 IN LG BULK ITEM REF S1495-6-10.50 -----	1	
-44	S1496-6A	FITTING-MALE -----	1	
-45	S1497-6	FITTING-FEMALE -----	1	
-46	C431001-0101	PUMP-VACUUM -----	1	
-47	MS20822-6-6	ELBOW -----	1	
-48	AN842-8	ELBOW -----	1	
-49	S1495-8	HOSE 4.00 IN LG BULK ITEM REF S1495-8-4.00 -----	1	
		ATTACHING PARTS		
-50	NAS397-14	CLAMP -----	2	
		*-----		
-51	C165001-0102	OIL SEPARATOR -----	1	
		ATTACHING PARTS		
-52	AN735D36	CLAMP -----	1	
	AN520-10R8	SCREW -----	1	
	MS21044N3	NUT -----	1	
		*-----		
-53	0750025-1	BRACKET -----	1	
-54	S1495-8	HOSE 2.50 IN LG BULK ITEM S1495-8-2.50 -----	1	
		ATTACHING PARTS		
-55	NAS397-14	CLAMP -----	2	
		*-----		
-56	0700099-42	LINE-VENT -----	1	
-57	S1495-8	HOSE 7.00 IN LG BULK ITEM S1495-8-7.00 -----	1	
		ATTACHING PARTS		
-58	NAS397-14	CLAMP -----	2	
		*-----		
-59	AN844-8	ELBOW -----	1	

NOTE. *THESE GYROS ARE PHYSICALLY & FUNCTIONALLY INTERCHANGEABLE.

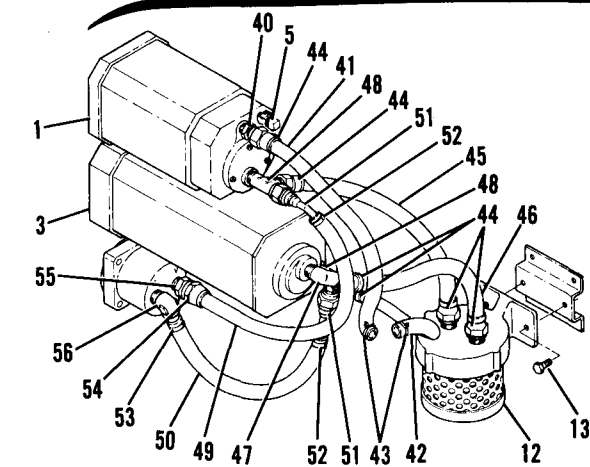
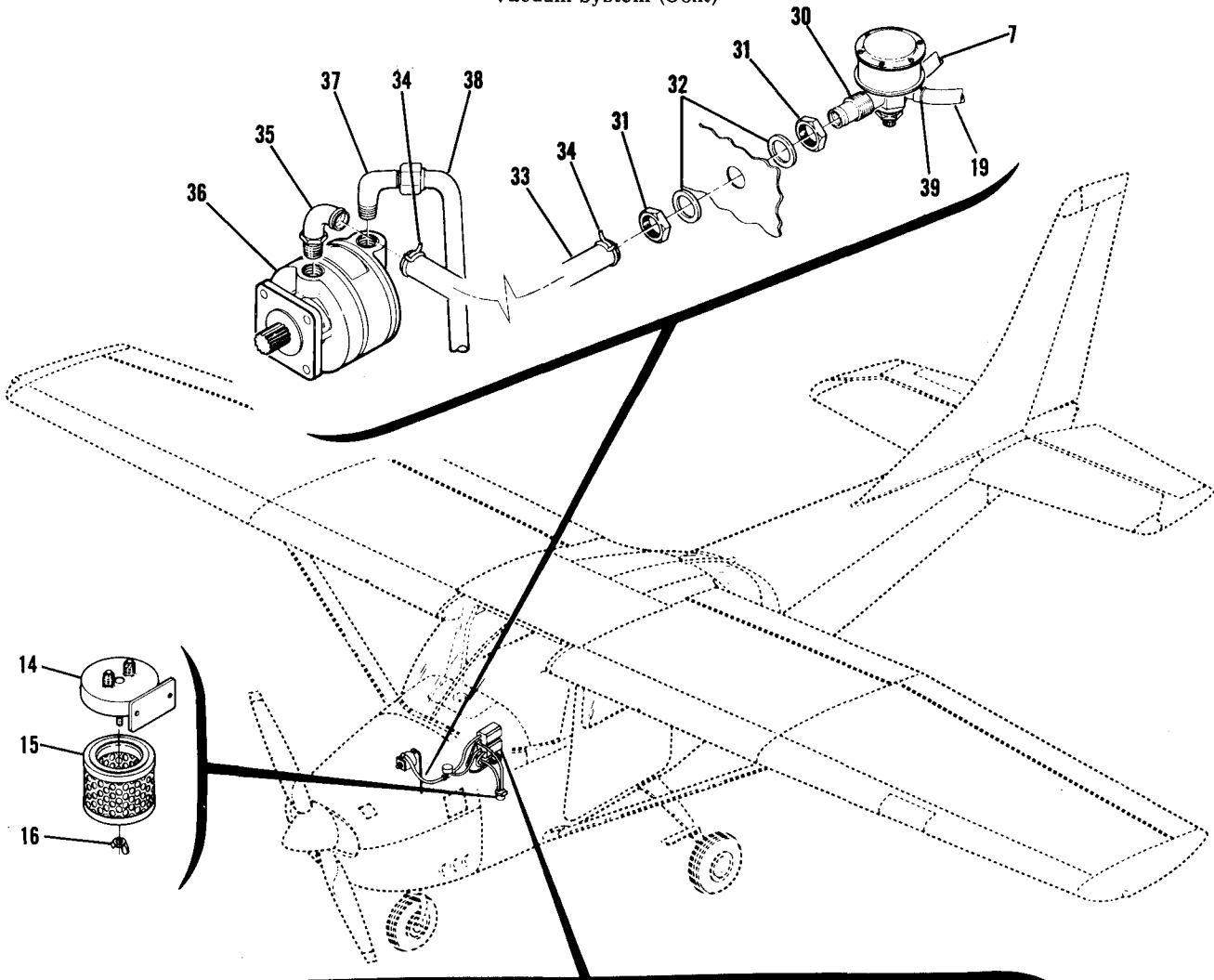
NOTE. **THESE GYROS ARE PHYSICALLY & FUNCTIONALLY INTERCHANGEABLE.

A---182 SERIAL 18258506 THRU 18260445
A182 SERIAL A182-0097 THRU A182-0117

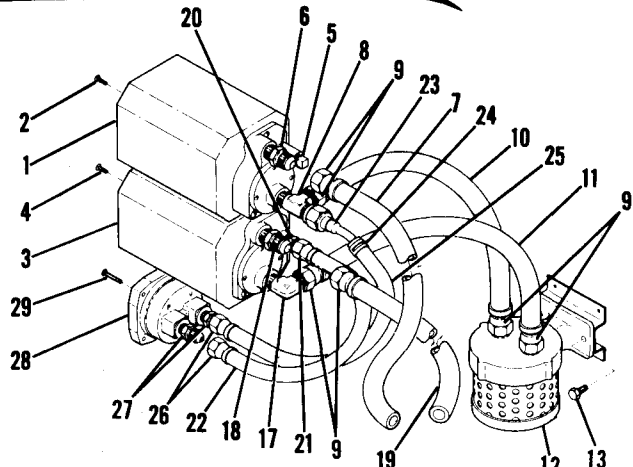
B---182 SERIAL 18258506 THRU 18259822
A182 SERIAL A182-0097 THRU A182-0116

C---182 SERIAL 18259823 THRU 18260445
A182 SERIAL A182-0117 THRU A182-0136

Vacuum System (Cont)



NAV-O-MATIC 300



TYPICAL INSTALLATION

182 SERIAL 18260446 & ON

Figure 88C. Vacuum System Installation

FIGURE AND INDEX NO.	PART NUMBER	DESCRIPTION	UNITS PER ASSY	USABLE ON CODE
88C-		VACUUM SYSTEM INSTALLATION	NP	A
- 1	C661001-0505 **	GYRO-HORIZON WEU C661076-0104	1	B
	C661001-0503 **	GYRO-HORIZON WEU C661076-0102	1	B
	C661001-0504 **	GYRO-HORIZON WEU C661076-0103	1	B
	C661076-0102 **	GYRO HORIZON	1	C
	C661076-0103 **	GYRO-HORIZON ALTERNATE	1	C
	C661076-0104 **	GYRO-HORIZON ALTERNATE	1	C
	C661076-0101 **	GYRO-HORIZON ALTERNATE	1	C
		ATTACHING PARTS		
- 2	AN515-6R6	SCREW	4	
- 3	C661002-0505 %	GYRO-DIRECTIONAL WEU C661075-0102	1	B
	C661002-0506 %	GYRO-DIRECTIONAL WEU C661075-0101	1	B
	C661002-0504 %	GYRO-DIRECTIONAL WEU C661075-0103	1	B
	30370-0100	GYRO-DIRECTIONAL ARC NAV-O-MATIC 300	1	B
		WEU 30370-0102		
	C661075-0102 %	GYRO-DIRECTIONAL	1	C
	C661075-0101 %	GYRO-DIRECTIONAL ALTERNATE	1	C
	C661075-0103 %	GYRO-DIRECTIONAL ALTERNATE	1	C
	C661075-0104 %	GYRO-DIRECTIONAL ALTERNATE	1	
	C661075-0105 %	GYRO-DIRECTIONAL WITH HEADING REFERENCE	1	
- 4	AN515-6R6	SCREW	4	
	AN515-6R10	SCREW ATTACH 30370-0100 & 04760-0104	3	
	AN515-6R12	SCREW ATTACH 30370-0102 ONLY	3	
- 5	MS20913-10	PLUG	1	
- 6	AN816-6D	NIPPLE	1	
- 7	S1495-6	HOSE-12.00 IN LG BKI REF S1499-6L-12.00	1	
		FROM HORIZON GYRO TO RELIEF VALVE		
- 8	MS20826-6D	TEE	1	
- 9	S1497-6	FITTING-SOCKETLESS	6	
-10	S1495-6	HOSE-14.75 IN LG BKI REF S1499-6LL-14.75	1	
		FROM HORIZON GYRO TO FILTER		
-11	S1495-6	HOSE-14.75 IN LG BKI REF S1499-6LL-14.75	1	
		FROM DIRECTIONAL GYRO TO FILTER		
-12	C294501-0101	FILTER ASSEMBLY	1	
		ATTACHING PARTS		
-13	AN3-3A	BOLT	2	
-14	C294501-0102	BRACKET	1	
-15	C294501-0103	FILTER ELEMENT	1	
		ATTACHING PARTS		
-16	P2274	NUT-WING	1	
-17	MS20822-6D	ELBOW	1	
-18	AN816-6D	ELBOW NOT USED ON NAV 300	1	
	MS20826-6D	TEE NAV 300 ONLY	1	
	1713039-1	ELBOW ASSEMBLY NAV 300 ONLY	1	
	NAS397-8	CLAMP NAV 300 ONLY	1	
-19	S1495-6	HOSE-12.00 IN LG BKI REF S1499-6L-12.00	1	
		FROM DIRECTIONAL GYRO TO RELIEF VALVE		
-20	AN816-4D	NIPPLE NOT USED ON NAV 300	1	
-21	S1497-4	FITTING-SOCKETLESS NOT USED ON NAV 300	1	
-22	S1495-4	HOSE-13.50 IN LG BKI REF S1499-4JJ-13.50	1	
		FROM DIRECTIONAL GYRO TO SUCTION GAGE		
	S1495-4	HOSE-9.00 IN LG BKI REF S1691-1-9.00 NAV 300 ONLY	1	
		FROM DIRECTIONAL GYRO TO SUCTION GAGE		
-23	1713039-1	ELBOW ASSEMBLY	1	
-24	NAS397-8	CLAMP	1	
-25	S1495-4	HOSE-14.75 IN LG BKI REF S1691-1-14.75	1	
		FROM HORIZON GYRO TO SUCTION GAGE		
-26	S1497-4	FITTING-SOCKETLESS	2	
-27	AN816-4D	NIPPLE	2	
-28	C668540-0101	GAGE-SUCTION	1	
		ATTACHING PARTS		
-29	AN515B6R12	SCREW	4	
-30	C482001-0401	VALVE-VACUUM RELIEF	1	
		ATTACHING PARTS		
-31	AN924-10D	NUT	2	
-32	AN960PD1416L	WASHER	2	

CONTINUED ON NEXT PAGE

FIGURE AND INDEX NO.	PART NUMBER	DESCRIPTION	UNITS PER ASSY	USABLE ON CODE
88C-33	S51-10	HOSE-48.00 IN LG BKI REF S51-10-48.00 ATTACHING PARTS	1	
-34	S1494-16	CLAMP	2	
-35	1K1-6-10	ELBOW AIRB	1	
-36	C431003-0102	PUMP-VACUUM	1	
	C431003-0301	PUMP-VACUUM ALTERNATE	1	
	AN912-4D	BUSHING USED WITH C431003-0301	2	
-37	MS20822-8D	ELBOW	1	
-38	0706004-1	LINE ASSEMBLY-DRAIN	1	
-39	S1494-9	CLAMP	2	
-40	AN816-6D	NIPPLE	1	E
-41	S1495-6	HOSE-10.50 IN LG BKI REF S1499-6L-10.50 FROM HORIZON GYRO TO RELIEF VALVE	1	E
-42	S1495-6	HOSE-7.25 IN LG BKI REF S1499-6L-7.25 FROM DIRECTIONAL GYRO TO RELIEF VALVE	1	E
-43	S1494-6	CLAMP	2	E
-44	S1497-6	FITTING-SOCKETLESS	6	E
-45	S1495-6	HOSE-12.00 IN LG BKI REF S1499-6LL-12.00 FROM HORIZON GYRO TO FILTER	1	E
-46	S1495-6	HOSE-12.00 IN LG BKI REF S1499-6LL-12.00 FROM DIRECTIONAL GYRO TO FILTER	1	E
-47	MS20823-6D	ELBOW	1	E
-48	MS20826-6D	TEE	2	E
-49	S1495-4	HOSE-17.50 IN LG BKI REF S1691-1-17.50 HORIZON GYRO TO SUCTION GAGE	1	E
-50	S1495-4	HOSE-10.00 IN LG BKI REF S1691-2-10.00 DIRECTIONAL GYRO TO SUCTION GAGE	1	E
-51	1713039-1	ELBOW ASSEMBLY	2	E
-52	NAS397-8	CLAMP	2	E
-53	S1963-2	STA-STRAP ALSO ALTERNATE FOR NAS397-8	1	E
-54	S1497-4	FITTING-SOCKETLESS	1	E
-55	AN816-4D	NIPPLE	1	E
-56	AN844-4D	ELBOW	1	E

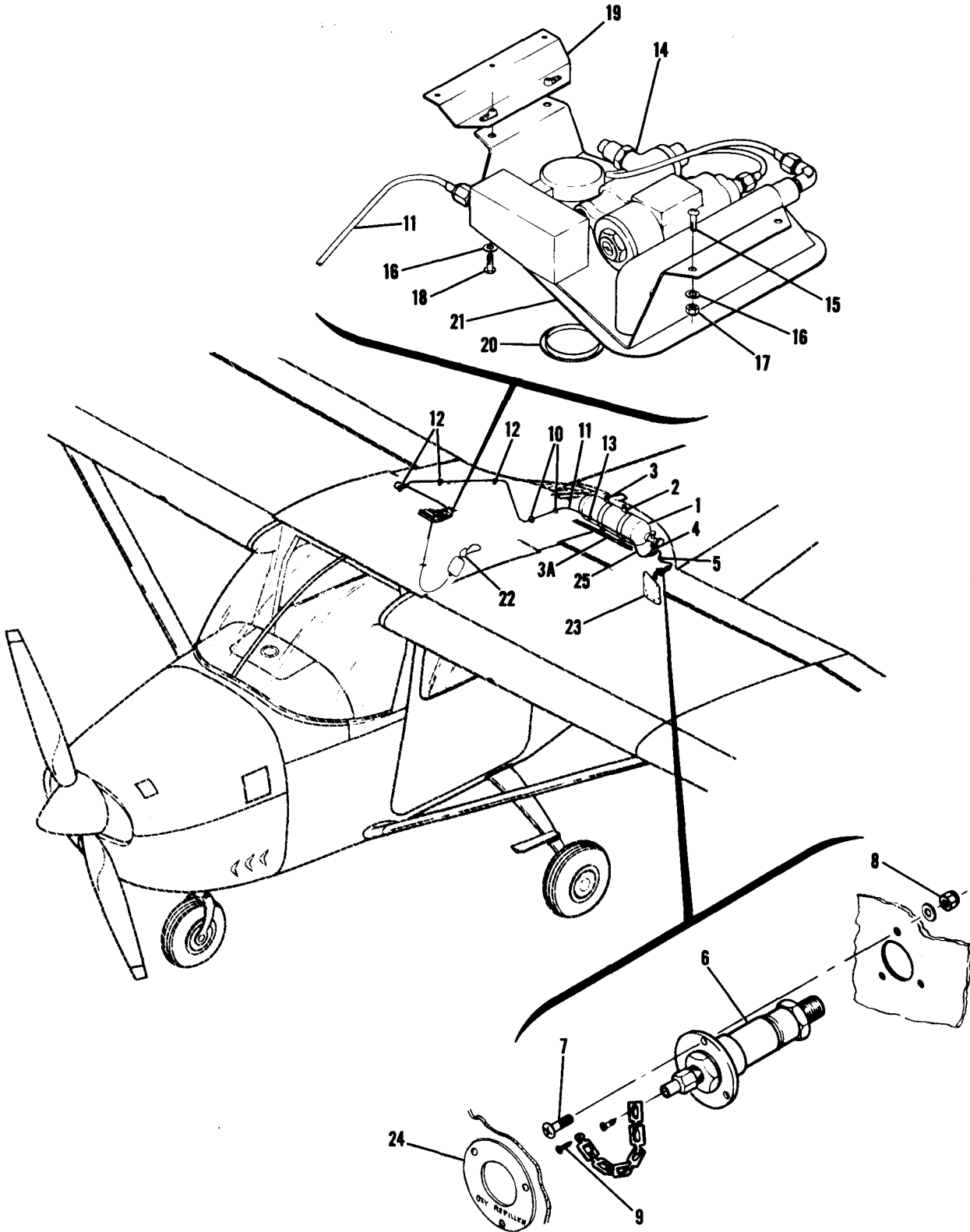
NOTE. **THESE GYROS ARE PHYSICALLY & FUNCTIONALLY INTERCHANGEABLE.

NOTE. †THESE GYROS ARE PHYSICALLY & FUNCTIONALLY INTERCHANGEABLE.

A---182 SERIAL 18260446 & ON
A182 SERIAL 182-0137 & ON
B---182 SERIAL 18260446 THRU 18260825
C---182 SERIAL 18260826 & ON
A182 SERIAL A182-0137 & ON
D---182 SERIAL 18260826 THRU 18261425
A182 SERIAL A182-0137 & ON
E---182 SERIAL 18261426 & ON

This page intentionally left blank.

Oxygen System



182 SERIAL 18253599 THRU 18255844

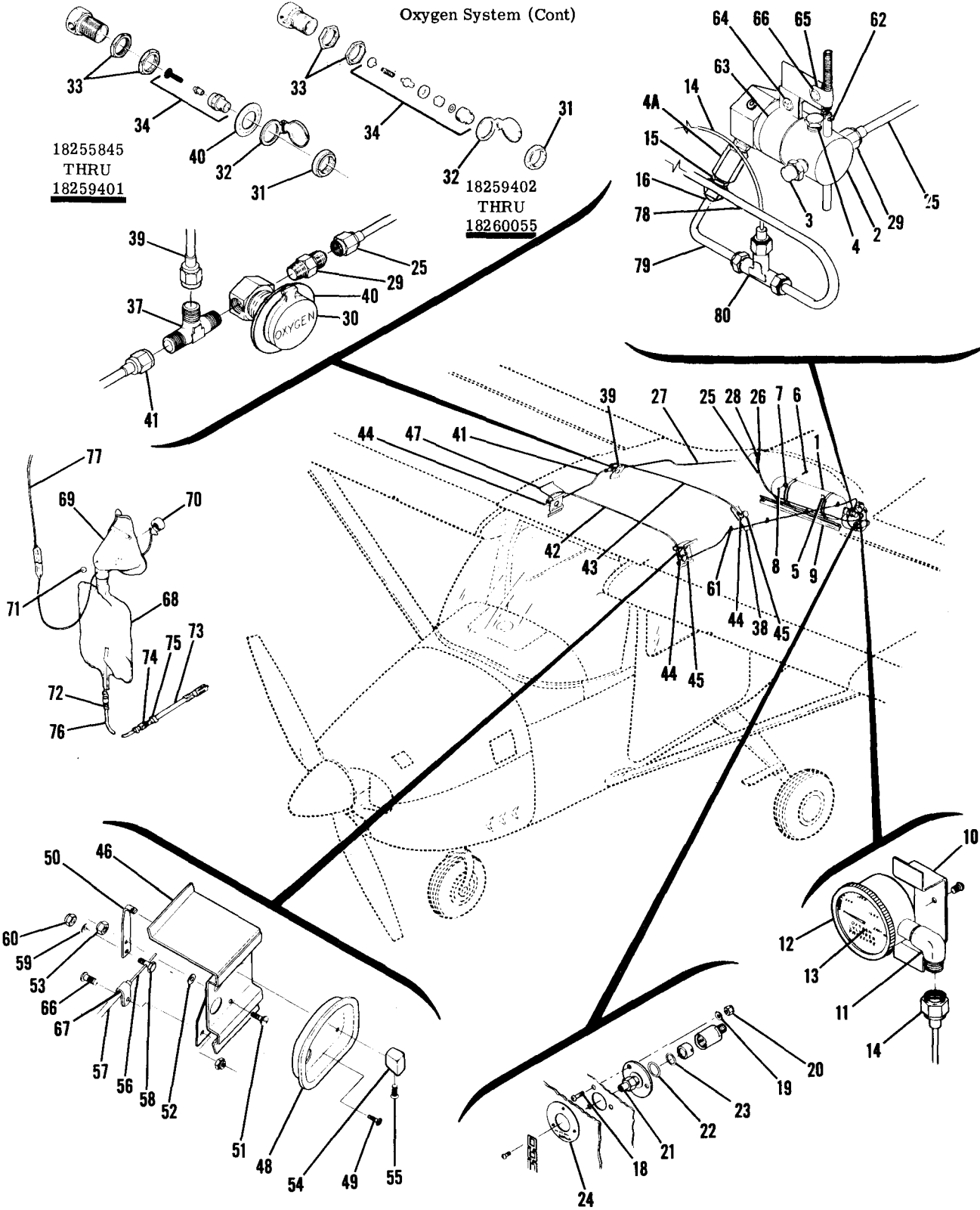
Figure 89. Oxygen System Installation

FIGURE AND INDEX NO.	PART NUMBER	DESCRIPTION	UNITS PER ASSY	USABLE ON CODE
1 2 3 4 5 6 7				
89 -		OXYGEN SYSTEM INSTALLATION -----	NP	C
- 1	1200058-1	CYLINDER & VALVE ASSEMBLY -----	1	
- 2	C166007-0102	MOUNTING BRACKET ASSEMBLY -----	2	
		ATTACHING PARTS		
- 3	AN3-4A	BOLT -----	2	A
	AN3-4A	BOLT LOWER ATTACHMENT -----	1	B
	AN3-11A	BOLT UPPER ATTACHMENT -----	1	B
	MS21044N3	NUT -----	2	
	AN960D10	WASHER -----	2	A
	0700613-2	SPACER-OXYGEN CYLINDER -----	2	A
	0700696-2	SPACER UPPER ATTACHMENT -----	1	B
		-----*		
- 3A	0700698-1	CHANNEL -----	1	B
		ATTACHING PARTS		
	AN3-11A	BOLT -----	2	B
	0700696-1	SPACER -----	2	B
	MS21044N3	NUT -----	2	B
		-----*		
- 4	0800045-15	TEE -----	1	
- 5	0800045-1	LINE ASSEMBLY-TEE TO REFILL VALVE -----	1	
- 6	C166008-0101	VALVE ASSEMBLY-FILLER -----	1	
		ATTACHING PARTS		
- 7	AN525-832R8	SCREW -----	3	
	AN960D8	WASHER -----	3	
- 8	NAS679A08	NUT -----	3	
		-----*		
- 9	S1021Z4-6	SCREW -----	1	
-10	MS35489-134S	GROMMET -----	2	A
	MS35489-134S	GROMMET -----	1	B
-11	0800045-25	LINE ASSEMBLY-TEE TO OXYGEN SYSTEM ASSEMBLY -----	1	
		ATTACHING PARTS		
-12	MS21919DG5	CLAMP -----	3	
	S1155-4	CLAMP -----	3	B
	S1021Z8-8	SCREW -----	3	A
	S1021Z8-8	SCREW -----	6	B
	NAS446-4-3	NUT-FLAT SPRING -----	3	
-13	S1486DG3U	CLAMP -----	1	
	S1021Z8-8	SCREW -----	1	
		-----*		
-14	1200055-1	OXYGEN SYSTEM ASSEMBLY-AUTOMATIC -----	1	
		ATTACHING PARTS		
-15	AN525-10R7	SCREW -----	2	
-16	AN960D10	WASHER -----	4	
-17	MS21044N3	NUT -----	2	
-18	AN520-10R7	SCREW -----	2	
-19	1200052-1	SUPPORT ASSEMBLY -----	1	
		-----*		
-20	1200055-3	RING-RETAINER -----	1	
-21	1200055-6	COVER PLATE -----	1	
	1200055-5	DECAL -----	1	
-22	1200059-1	OXYGEN MASK ASSEMBLY -----	4	
	0800030-19	CASE-OXYGEN MASK -----	1	
-23	0700613-4	COVER PLATE ASSEMBLY -----	1	A
	0700697-1	COVER PLATE ASSEMBLY -----	1	B
		ATTACHING PARTS		
	XX49330K2215	RIVET STUD UC -----	8	A
	S1878-1	RIVET STUD UC -----	8	B
		-----*		
-24	1200054-3	RETAINER-UPHOLSTERY -----	1	
-25	S292-14	SLEEVE-INSULATION 48.0 IN LG BULK ITEM -----	1	
		REF S-292-14-48.0		
A---182 SERIAL 18254424 THRU 18255058 B---182 SERIAL 18255059 THRU 18255844 C---182 SERIAL 18253599 THRU 18255844				

Oxygen System (Cont)

18255845
THRU
18259401

18259402
THRU
18260055



182 SERIAL 18255845 THRU 18260055

Figure 89A. Oxygen System Installation

FIGURE AND INDEX NO.	PART NUMBER	DESCRIPTION	UNITS PER ASSY	USABLE ON CODE
89A-		OXYGEN SYSTEM INSTALLATION	NP	A
- 1	C166001-0104	CYLINDER & REGULATOR ASSEMBLY-OXYGEN 48 CU FT	1	F
- 2	C166002-0101	REGULATOR ASSEMBLY-OXYGEN VALVE	1	
- 3	C166002-0104	RELIEF VALVE-LOW PRESSURE	1	
	C166002-0103	RELIEF VALVE-HIGH PRESSURE	1	
- 4	AN932S2	PLUG	2	
- 4A	ZF604	ADAPTER	1	G
- 5	C166007-0102	BRACKET-CYLINDER MOUNTING	2	
		ATTACHING PARTS		
- 6	AN3-11A	BOLT UPPER	1	
- 7	0700696-2	SPACER UPPER	1	
- 8	MS21044N3	NUT	2	
		*-----		
- 9	0700698-2	CHANNEL-CYLINDER SUPPORT	1	
		ATTACHING PARTS		
	AN3-11A	BOLT	4	
	0700696-1	SPACER	4	
	MS21044N3	NUT	4	
		*-----		
	C166010-0101	GAGE ASSEMBLY-PRESSURE	1	
		ATTACHING PARTS		
-10	0700735-1	SUPPORT	1	
		*-----		
-11	S1529-1	ELBOW	1	
-12	C166010-0103	BEZEL	1	
-13	C166010-0102	GAGE	1	
-14	C166010-0105	LINE ASSEMBLY-PRESSURE GAGE	1	
-15	0800045-11	NIPPLE	2	F
-16	0800045-24	LINE ASSEMBLY-OXYGEN	1	F
-17	C166008-0101	VALVE ASSEMBLY-OXYGEN FILLER	1	
		ATTACHING PARTS		
-18	AN525-832R8	SCREW	3	
-19	AN960D8	WASHER	3	
-20	NAS679A08	NUT	3	
		*-----		
-21	S1520-1	CAP & CHAIN ASSEMBLY	1	
-22	2-11	O RING PKSC	1	
-23	2-15	O RING PKSC	1	
-24	1200054-3	RETAINER-UPHOLSTERY	1	
-25	1200417-15	LINE ASSEMBLY-OXYGEN	1	
-26	AN815-4D	UNION	1	
-27	1200417-9	LINE ASSEMBLY-OXYGEN	1	
-28	MS35489-13S	GROMMET	1	
-29	AN816-4D	NIPPLE	3	
-30	C166006-0101	VALVE-OXYGEN PORT WHEN EXHAUSTED USE C166006-0104	1	K
	C166006-0104	VALVE-OXYGEN PORT	1	L
-31	Z651-3	LOCK RING ZEP	1	
-32	Z651-1	COVER ASSEMBLY ZEP	1	
-33	Z651-13	NUT-JAMB ZEP	2	
-34	C166006-0108	REPAIR KIT-OXYGEN OUTLET	1	
-35	23-4677C	ADAPTER ZEPA	1	L
-36		DELETED-NOT AVAILABLE		
-37	MS20826-4D	TEE	1	
-38	0700730-1	BRACKET-VALVE LH	1	
-39	0700730-2	BRACKET-VALVE RH	1	
-40	1200415-7	ESCUTCHEON	1	
-41	1200417-7	LINE ASSEMBLY-OXYGEN	1	D
	1200417-25	LINE ASSEMBLY-OXYGEN	1	E
-42	1200417-8	LINE ASSEMBLY-OXYGEN	2	
-43	1200417-17	LINE ASSEMBLY-OXYGEN	1	D
	1200417-26	LINE ASSEMBLY-OXYGEN	1	E
-44	MS20822-4D	ELBOW	3	
-45	MS20913-1D	PLUG	2	
-46	0700729-1	BRACKET-LH	1	
-47	0700729-2	BRACKET-RH	1	
-48	1200536-1	COVER PILOT ONLY	1	
		ATTACHING PARTS		
-49	AN515-6R6	SCREW	2	
		*-----		
-50	0700732-1	LEVER-SHUT OFF VALVE	1	
		ATTACHING PARTS		
-51	AN525-10R7	SCREW	1	
-52	AN960-10L	WASHER	1	
-53	MS21044N3	NUT	1	
		*-----		

CONTINUED ON NEXT PAGE

FIGURE AND INDEX NO.	PART NUMBER	DESCRIPTION	UNITS PER ASSY	USABLE ON CODE
89A-54	0813808-2	KNOB-CONTROL LEVER -----	1	
		ATTACHING PARTS -----		
-55	S102224-8	SCREW -----	1	
		-----*		
-56	S1398-1-	WIRE 78 IN LG BULK ITEM REF S1398-1-78.0 -----	1	
-57	S1398-2-	CASING 72 IN LG BULK ITEM REF S1398-2-72.0 -----	1	
		ATTACHING PARTS -----		
-58	0450311-5	CLAMP -----	1	
-59	AN960-10	WASHER -----	AR	
-60	MS21044N3	NUT -----	1	
-61	S1155-3	CLAMP -----	4	
	S102128-8	SCREW -----	4	
-62	1200416-4	CLAMP -----	1	
	AN520C5-4	SCREW -----	1	
-63	1200415-5	CLAMP -----	1	
-64	AN520-10R10	SCREW -----	1	
	MS21044N3	NUT -----	1	
-65	S1155-3	CLAMP -----	1	
-66	AN515-8R8	SCREW -----	2	
	NAS679A08	NUT -----	2	
-67	MS21919DG3	CLAMP -----	1	
		-----*		
	C166005-0102	MASK ASSEMBLY-OXYGEN PILOT WHEN EXHAUSTED -----	1	B
		USE C166005-0402 -----		
	C166005-0101	MASK ASSEMBLY-OXYGEN PASSENGER WHEN EXHAUSTED -----	1	B
		USE C166005-0501 -----		
	C166005-0501	MASK & LINE ASSEMBLY-PASSENGER WHEN EXHAUSTED -----	3	H
		USE C166005-0204 -----		
	C166005-0204	MASK & LINE ASSEMBLY-PASSENGER -----	3	J
	C166005-0504	LINE & FITTING ASSEMBLY-PASSENGER -----	1	
	ZH727-8	HOSE ASSEMBLY-PASSENGER -----	1	
	C166009-0501	MASK ASSEMBLY -----	1	
-68	C166005-0402	MASK & LINE ASSEMBLY-PILOT WITH MICROPHONE -----	1	C
-69	C166009-0401	MASK ASSEMBLY -----	1	
-70	ANB-MC1	MICROPHONE -----	1	
-71	Z736	NUT ZEP -----	1	
-72	C166005-0505	LINE & FITTING ASSEMBLY -----	1	
-73	ZH727-14	HOSE ASSEMBLY ZEP -----	1	
-74	8540-1	FLOW INDICATOR ZEP -----	1	
-75	Z730-7	CLAMP ZEP -----	1	
-76	ZH716	HOSE ASSEMBLY ZEP -----	1	
	X730-4	CLAMP ZEP -----	2	
	0713245-200	CONTROL WHEEL ASSEMBLY WITH MIKE BUTTON -----	1	C
-77	0770750-254	CABLE ASSEMBLY-MIKE JACK TO MASK -----	1	C
-78	S1721-12	LINE ASSEMBLY -----	1	G
-79	S1723-5	LINE ASSEMBLY -----	1	G
-80	S1724-1	TEE -----	1	G

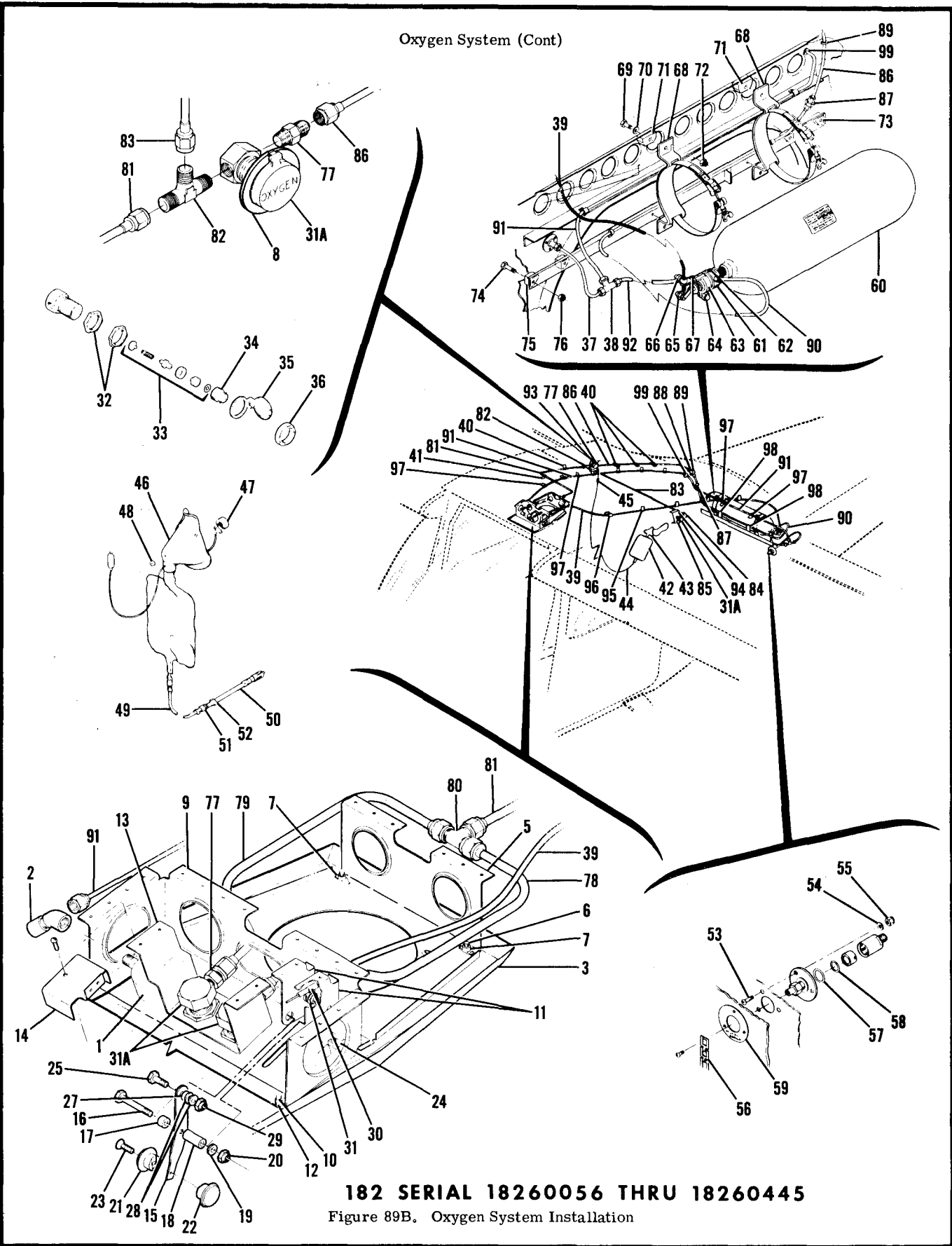
NOTE. □THIS PART NUMBER MUST HAVE A SECOND DASH NUMBER ADDED TO DENOTE COLOR. REFER TO HOW TO ORDER INTERIOR PARTS-PAGE XIII.

- A---182 SERIAL 18255845 THRU 18260055
- B---182 SERIAL 18255845 THRU 18256684
- C---182 SERIAL 18256685 THRU 18260055
- D---182 SERIAL 18255845 THRU 18256941
- E---182 SERIAL 18256942 THRU 18260055
- F---182 SERIAL 18256685 THRU 18258036
- G---182 SERIAL 18258037 THRU 18260055
- H---182 SERIAL 18256685 THRU 18259050
- J---182 SERIAL 18259051 THRU 18260055
- K---182 SERIAL 18255845 THRU 18259401
- L---182 SERIAL 18259402 THRU 18260055

FIGURE AND INDEX NO.	PART NUMBER	DESCRIPTION	UNITS PER ASSY	USABLE ON CODE
		1 2 3 4 5 6 7		
89B-		OXYGEN SYSTEM INSTALLATION -----	NP	A
- 1	C166010-0101	GAGE ASSEMBLY-OXYGEN PRESSURE -----	1	
	C166010-0103	BEZEL -----	1	
	C166010-0102	GAGE -----	1	
- 2	AN910-1	COUPLING -----	1	
	S2037-1	NIPPLE -----	1	
- 3	SEE FIG 91A	COVER-SPEAKER OVERHEAD WITH OXYGEN -----	1	
- 4		DELETED NEVER USED -----		
- 5	1211077-5	SUPPORT ASSEMBLY-SPEAKER -----	1	
		ATTACHING PARTS		
- 6	AN507-832R12	SCREW -----	5	
		-----*		
- 7	NAS679A08	NUTPLATE -----	6	
- 8	1200415-7	ESCUTCHEON -----	1	
- 9	1211076-2	BRACKET ASSEMBLY-SPEAKER COVER SUPPORT -----	1	
		ATTACHING PARTS		
-10	AN507-832R8	SCREW -----	2	
		-----*		
-11	1211089-2	BRACKET -----	2	
-12	NAS696A08	NUTPLATE -----	2	
	NAS697A08	NUTPLATE -----	3	
-13	1211054-2	BRACKET-OXYGEN OUTLET -----	1	
-14	1211048-1	SUPPORT-OXYGEN GAGE -----	1	
-15	1211090-1	LEVER-OXYGEN CONTROL -----	1	
		ATTACHING PARTS		
-16	AN3-13A	BOLT -----	1	
-17	NAS430D-13	SPACER INBOARD -----	1	
-18	NAS430D3-45	SPACER OUTBOARD -----	1	
-19	AN960-10	WASHER -----	1	
-20	MS21044N3	NUT -----	1	
		-----*		
-21	S1953-3	KNOB-OXYGEN CONTROL -----	1	
-22	S1953-1	KNOB ASSEMBLY-OXYGEN CONTROL -----	1	
		ATTACHING PARTS		
-23	AN507DD440R8	SCREW -----	1	
		-----*		
-24	S1899-5	LIGHT ASSEMBLY-TAB MOUNT LH -----	1	
	S1899-6	LIGHT ASSEMBLY-TAB MOUNT RH -----	1	
-25	0450311	CLAMP -----	1	
-26		DELETED NEVER USED -----		
-27	NAS430D3-6	SPACER -----	1	
-28	AN960-10	WASHER -----	2	
-29	MS21044N3	NUT -----	1	

CONTINUED ON NEXT PAGE

Oxygen System (Cont)



182 SERIAL 18260056 THRU 18260445

Figure 89B. Oxygen System Installation

FIGURE AND INDEX NO.	PART NUMBER	DESCRIPTION	UNITS	USABLE
			PER ASSY	ON CODE
89B-30	AN742D3	CLAMP ----- ATTACHING PARTS -----	1	
-31	AN3-5A NAS43DD3-16 AN960-10 MS21044N3	BOLT ----- SPACER ----- WASHER ----- NUT ----- *-----	1 1 1 1	
-31A	C166006-0104 C166006-0109	VALVE OUTLET ASSEMBLY-OXYGEN ----- VALVE OUTLET ASSEMBLY-OXYGEN -----	4 4	B C
-32	Z651-13	NUT ZEPA -----	2	
-33	C166006-0108	REPAIR KIT-OXYGEN OUTLET -----	1	
-34	Z651-3	ADAPTER ZEPA -----	1	
-35	Z651-1	COVER ASSEMBLY-OXYGEN VALVE ZEPA -----	1	
-36	1C-4677C	RETAINER ZEPA -----	1	
-37	S1721-12	LINE ASSEMBLY -----	1	
-38	S1724-1	TEE -----	1	
-39	S1398-1 S1398-2	WIRE-CONTROL 102.00 IN LG BKI REF S1398-1-102.00 ----- CASING-CONTROL 99.00 IN LG BKI REF S1398-2-99.00 -----	1 1	
-40	S1155-4	CLAMP ----- ATTACHING PARTS -----	4	
	S1021Z8-8	SCREW ----- *-----	1	
-41	S1155-4	CLAMP ----- ATTACHING PARTS -----	1	
	S1021Z6-6	SCREW ----- *-----	1	
-42	0800030-19 C166005-0204	CASE ASSEMBLY-OXYGEN MASK NOT ILLUSTRATED ----- MASK & LINE ASSEMBLY-PASSENGER -----	4 3	
-43	C166005-0205 C166005-0504	MASK ASSEMBLY ----- LINE & FITTING ASSEMBLY-PASSENGER 8,000-14,000 FT -----	1 1	
-44	ZH716	HOSE ASSEMBLY ZEPA -----	1	
-45	ZH727-8	LINE & FITTING ASSEMBLY-8,000-14,000 FT ZEPA -----	1	
	C166005-0402	MASK & LINE ASSEMBLY-PILOT WITH MICROPHONE -----	1	
-46	C166009-0401	MASK ASSEMBLY -----	1	
-47	ANB-MC1	MICROPHONE ZEPA -----	1	
-48	Z736	NUT -----	1	
	C166005-0505	LINE & FITTING ASSEMBLY 14,000-22,000 FT -----	1	
-49	ZH716 Z730-4	HOSE ASSEMBLY ZEPA ----- CLAMP ZEP -----	1 2	
-50	ZH727-14	LINE & FITTING ASSEMBLY-14,000-22,000 FT ZEPA -----	1	
-51	8540-1	FLOW INDICATOR ZEPA -----	1	
-52	Z730-7 C166008-0101	CLAMP ZEPA ----- VALVE ASSEMBLY-FILLER REMOTE OXYGEN ----- ATTACHING PARTS -----	1 1	
-53	AN525-832R8	SCREW -----	3	
-54	AN960D8	WASHER -----	3	
-55	NAS679A08	NUT ----- *-----	3	
-56	S1520-1	CAP & CHAIN ASSEMBLY -----	1	
-57	2-11	O RING PKSC -----	1	
-58	2-15	O RING PKSC -----	1	
-59	1200054-3	RETAINER-UPHOLSTERY -----	1	
-60	C166001-0601	CYLINDER & REGULATOR ASSEMBLY-OXYGEN -----	1	
-61	C166002-0401	REGULATOR ASSEMBLY-OXYGEN -----	1	
-62	12-4862	PLUG ZEPA -----	1	
	AN932-S2	PLUG -----	2	
-63	91-8000AC	BRACKET ASSEMBLY ZEPA ----- ATTACHING PARTS -----	1	
-64	97NTE-048 16-2000C	NUT ZEPA ----- BOLT ZEPA ----- *-----	1 1	
-65	1C-8001C 16-8375C	NUT ZEPA ----- SET SCREW ZEPA -----	1 1	
-66	10-8001C 16-8500C	NUT ZEPA ----- SET SCREW ZEPA -----	1 1	
-67	ZF604	ADAPTER ZEPA -----	1	

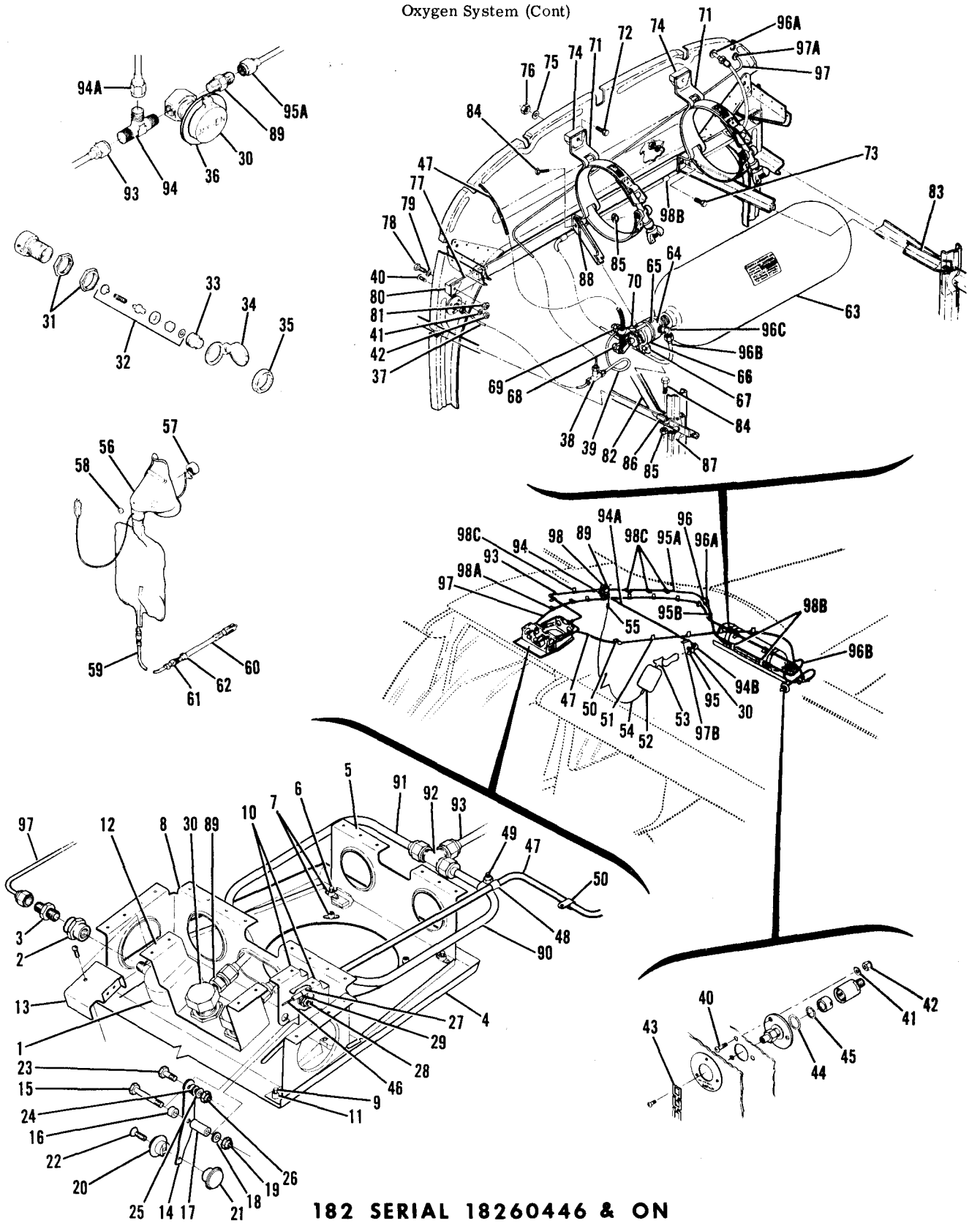
CONTINUED ON NEXT PAGE

FIGURE AND INDEX NO.	PART NUMBER	DESCRIPTION	UNITS PER ASSY	USABLE ON CODE		
					1	2
89B-68	CI66007-0102	BRACKET ASSEMBLY-CYLINDER MOUNTING ----- ATTACHING PARTS -----	2			
-69	AN3-11A	BOLT UPPER ONLY -----	1			
	AN3-4A	BOLT LOWER ONLY -----	1			
-70	AN970-3	WASHER UPPER ONLY -----	1			
-71	0700696-2	SPACER UPPER ONLY -----	1			
-72	MS21044N3	NUT UPPER & LOWER -----	2			
		---*---				
-73	0700698-2	CHANNEL-OXYGEN CYLINDER SUPPORT ----- ATTACHING PARTS -----	1			
-74	AN3-11A	BOLT -----	4			
-75	0700696-1	SPACER -----	4			
-76	MS21044N3	NUT -----	4			
		---*---				
-77	AN816-4D	NIPPLE -----	3			
-78	1200417-51	LINE ASSEMBLY -----	1			
-79	1200417-52	LINE ASSEMBLY -----	1			
-80	AN824-4D	TEE -----	1			
-81	1200417-69	LINE ASSEMBLY -----	1			
-82	MS20826-4D	TEE -----	1			
-83	1200417-17	LINE ASSEMBLY -----	1			
-84	MS20822-4D	ELBOW -----	1			
-85	MS20913-1D	PLUG -----	1			
-86	1200417-9	LINE ASSEMBLY -----	1			
-87	AN815-4D	UNION -----	1			
-88	S292-14	SLEEVING * IN LG BULK ITEM REF S292-14* -----	AR			
-89	MS35489-13	GROMMET -----	1			
-90	1200417-15	LINE ASSEMBLY -----	1			
-91	S1722	LINE ASSEMBLY -----	1			
-92	S1723-5	LINE ASSEMBLY -----	1			
-93	0700730-1	BRACKET-OXYGEN OUTLET -----	1			
-94	0700730-2	BRACKET-OXYGEN OUTLET RH -----	1			
-95	S1155-3	CLAMP -----	4			
		ATTACHING PARTS -----				
	S1021Z8-8	SCREW -----	1			
		---*---				
-96	S1155-3	CLAMP -----	1			
		ATTACHING PARTS -----				
	S1021Z6-6	SCREW -----	1			
		---*---				
-97	S1155-2	CLAMP -----	9			
		ATTACHING PARTS -----				
	S1021Z6-6	SCREW -----	1			
		---*---				
-98	S1485D3U	CLAMP -----	2			
		ATTACHING PARTS -----				
	S1021Z8-8	SCREW -----	1			
		---*---				
-99	MS35489-1	GROMMET -----	1			
NOTE. *LENGTH TO BE DETERMINED LATER						
A---182 SERIAL 18260056 THRU 18260445						
B---182 SERIAL 18260056 THRU 18260191						
C---182 SERIAL 18260192 THRU 18260445						

FIGURE AND INDEX NO.	PART NUMBER	DESCRIPTION	UNITS PER ASSY	USABLE ON CODE
89C-		OXYGEN SYSTEM INSTALLATION -----	NP	A
- 1	C166010-0101	GAGF ASSY-OXYGEN PRESSURE -----	1	
	C166010-0103	BEZEL -----	1	
	C166010-0102	GAGE -----	1	
- 2	AN910-1	COUPLING -----	1	
- 3	S2037-1	NIPPLE -----	1	
- 4	SEE FIG 91A	COVER-SPEAKER OVERHEAD CONSOLE WITH OXYGEN -----	1	
- 5	1211077-5	SUPPORT ASSY-SPEAKER -----	1	
		ATTACHING PARTS		
- 6	AN507-832R12	SCREW -----	5	
		-----*		
- 7	NAS679A08	NUTPLATE -----	6	
- 8	1211076-2	BRACKET ASSEMBLY-SPEAKER COVER SUPPORT -----	1	
		ATTACHING PARTS		
- 9	AN515-8-8	SCREW -----	2	
		-----*		
-10	1211089-2	BRACKET -----	2	
-11	NAS696A08	NUTPLATE -----	2	
	NAS697A08	NUTPLATE -----	3	
-12	1211054-2	BRACKET-OXYGEN OUTLET -----	1	
-13	1211048-1	SUPPORT-OXYGEN GAGE -----	1	
-14	1211090-1	LEVER-OXYGEN CONTROL -----	1	
		ATTACHING PARTS		
-15	AN3-13A	BOLT -----	1	
-16	NAS43DD3-13	SPACER INBD -----	1	
-17	NAS43DD3-45	SPACER OUTBD -----	1	
-18	AN960-10	WASHER -----	1	
-19	MS21044N3	NUT -----	1	
		-----*		
-20	S1953-3	KNOB-OXYGEN CONTROL -----	1	
-21	S1953-1	KNOB ASSY-OXYGEN CONTROL -----	1	
		ATTACHING PARTS		
-22	AN507DD440R8	SCREW -----	1	
		-----*		
-23	0450311-5	CLAMP -----	1	
-24	NAS43DD3-6	SPACER -----	1	
-25	AN960-10	WASHER -----	2	
-26	MS21044N3	NUT -----	1	
-27	AN742D3	CLAMP -----	1	
		ATTACHING PARTS		
-28		BOLT -----	1	
	NAS43DD3-9	SPACER -----	1	
	AN960-10	WASHER -----	1	
-29	MS21044N3	NUT -----	1	
		-----*		
-30	C166006-0109	VALVE OUTLET ASSY-OXYGEN -----	1	
-31	Z651-13	NUT ZEPA -----	1	
-32	C166006-0108	REPAIR KIT-OXYGEN OUTLET -----	1	
-33	Z651-3	ADAPTER ZEPA -----	1	
-34	Z651-1	COVER ASSY-OXYGEN VALVE ZEPA -----	1	
-35	10-4677C	RETAINER ZEPA -----	1	
-36	1200415-7	ESCUTCHEON -----	1	
-37	S1721-12	LINE ASSY -----	1	
-38	S1724-1	TEE -----	1	
-39	S1723-5	LINE ASSY -----	1	
	C166008-0101	VALVE ASSY-FILLER REMOTE OXYGEN -----	1	
		ATTACHING PARTS		
-40	AN525-832R8	SCREW -----	3	
-41	AN960D8	WASHER -----	3	
-42	NAS679A08	NUT -----	3	
		-----*		
-43	S1520-1	CAP & CHAIN ASSY -----	1	
-44	2-11	O RING PKSC -----	1	
-45	2-15	O RING PKSC -----	1	

CONTINUED ON NEXT PAGE

Oxygen System (Cont)



182 SERIAL 18260446 & ON

Figure 89C. Oxygen System Installation

FIGURE AND INDEX NO.	PART NUMBER	DESCRIPTION	UNITS PER ASSY	USABLE ON CODE
		1 2 3 4 5 6 7		
89C-46	S1398-1	WIRE-CONTROL 102.00 IN LG BKI REF S1398-1-102.00-	1	
-47	S1398-2	CASING-CONTROL 99.00 IN LG BKI REF S1398-2-99.00-	1	
		ATTACHING PARTS		
-48	S1155-3	CLAMP -----	2	
-49	AN520-10R8	SCREW -----	1	
	AN345-10	NUT -----	1	
-50	S1155-3	CLAMP -----	2	
	S1021Z10-6	SCREW -----	2	
-51	S1153-3	CLAMP -----	4	
	S1021Z8-8	SCREW -----	4	
		*-----		
	0800030-19	CASE ASSY-OXYGEN MASK NOT ILLUSTRATED -----	4	
-52	C166005-0204	MASK & LINE ASSY-PASSENGER -----	3	
-53	C166009-0203	MASK ASSY -----	1	
	C166005-0504	LINE & FITTING ASSY-PASSENGER 8,000-14,000 FT -----	1	
-54	ZH716	HOSE ASSY ZEPA -----	1	
-55	ZH727-8	LINE & FITTING ASSY-8,000-14,000 FT ZEPA -----	1	
	C166005-0402	MASK & LINE ASSY-PILOT WITH MICROPHONE -----	1	
-56	C166009-0401	MASK ASSY -----	1	
-57	ANB-MC1	MICROPHONE -----	1	
-58	Z736	NUT -----	1	
	C166005-0505	LINE & FITTING ASSY 14,000-22,000 FT -----	1	
-59	ZH716	HOSE ASSY ZEPA -----	1	
	Z730-4	CLAMP EEP -----	1	
-60	ZH727-14	LINE & FITTING ASSY-14,000-22,000 FT ZEPA -----	1	
-61	8540-1	FLOW INDICATOR ZEPA -----	1	
-62	Z730-7	CLAMP ZEPA -----	1	
-63	C166001-0601	CYLINDER & REGULATOR ASSY-OXYGEN -----	1	
-64	C166002-0401	REGULATOR ASSY-OXYGEN -----	1	
-65	12-4862	PLUG -----	1	
	AN932-S2	PLUG -----	2	
-66	91-8000AC	BRACKET ASSY ZEPA -----	1	
		ATTACHING PARTS		
-67	97NTE-048	NUT ZEPA -----	1	
	16-2000C	BOLT ZEPA -----	1	
		*-----		
-68	1C-8001C	NUT ZEPA -----	1	
	16-8375C	SET SCREW ZEPA -----	1	
-69	10-8001C	NUT ZEPA -----	1	
	16-8500C	SET SCREW ZEPA -----	1	
-70	ZF604	ADAPTER ZEPA -----	1	
-71	C166007-0102	BRACKET ASSY-CYLINDER MOUNTING -----	2	
		ATTACHING PARTS		
-72	AN3-12A	BOLT UPPER ONLY -----	1	
-73	AN3-4A	BOLT LOWER ONLY -----	1	
-74	0700696-2	SPACER UPPER ONLY -----	1	
-75	AN970-3	WASHER UPPER & LOWER -----	2	
-76	MS21044N3	NUT UPPER & LOWER -----	2	
		*-----		
-77	0712508-1	CHANNEL-OXYGEN CYLINDER SUPPORT -----	1	
		ATTACHING PARTS		
-78	AN3-12A	BOLT -----	4	
-79	0700696-1	SPACER -----	4	
-80	AN970-3	WASHER -----	4	
-81	MS21044N3	NUT -----	4	
		*-----		
-82	0712755-1	SUPPORT-OXYGEN BOTTLE LH -----	1	
-83	0712755-2	SUPPORT-OXYGEN BOTTLE RH -----	1	
		ATTACHING PARTS		
-84	AN3-4A	BOLT -----	2	
-85	MS21044N3	NUT -----	2	
		*-----		
-86	0712754-1	BRACKET-OXYGEN BOTTLE SUPPORT LH -----	1	
	0712754-2	BRACKET-OXYGEN BOTTLE SUPPORT RH -----	1	
-87	0712753-1	BRACKET-BULKHEAD LH -----	1	
	0712753-2	BRACKET-BULKHEAD RH -----	1	
-88	0712756-1	CLIP-OXYGEN BOTTLE SUPPORT LH -----	1	
	0712756-2	CLIP-OXYGEN BOTTLE SUPPORT RH -----	1	

CONTINUED ON NEXT PAGE

FIGURE AND INDEX NO.	PART NUMBER	DESCRIPTION							UNITS PER ASSY	USABLE ON CODE
		1	2	3	4	5	6	7		
89C-89	AN816-4D	NIPPLE							3	
-90	1200417-51	LINE ASSY							1	
-91	1200417-52	LINE ASSY							1	
-92	AN824-4D	TEE							1	
-93	1200417-69	LINE ASSY							1	
-94	MS20826-4D	TEE							1	
-94A	1200417-17	LINE ASSY							1	
-94B	MS20822-4D	ELBOW							1	
-95	MS20913-10	PLUG							1	
-95A	1200417-85	LINE ASSY							1	
-95B	AN821-4D	ELBOW							1	
-96	S292-14	SLEEVING							1	
-96A	MS35489-13S	GROMMET							1	
-96B	1200417-84	LINE ASSY							1	
-96C	MS20822-4D	ELBOW							1	
-97	S1722	LINE ASSY	140.00	IN	LG	BKI	REF	S1722-144.00	IN	LG-
-97A	MS35489-2S	GROMMET							1	
-97B	0700730-1	BRACKET-OXYGEN OUTLET LH							1	
-98	0700730-2	BRACKET-OXYGEN OUTLET RH							1	
-98A	S1155-2	CLAMP							8	
	S1021Z6-6	ATTACHING PARTS SCREW							1	
-98B	S1486D04	CLAMP							2	
	S1021Z8-6	ATTACHING PARTS SCREW							1	
-98C	S1155-4	CLAMP							4	
	S1021Z8-8	ATTACHING PARTS SCREW							1	
A---182 SERIAL 18260446 & ON										

This page intentionally left blank.

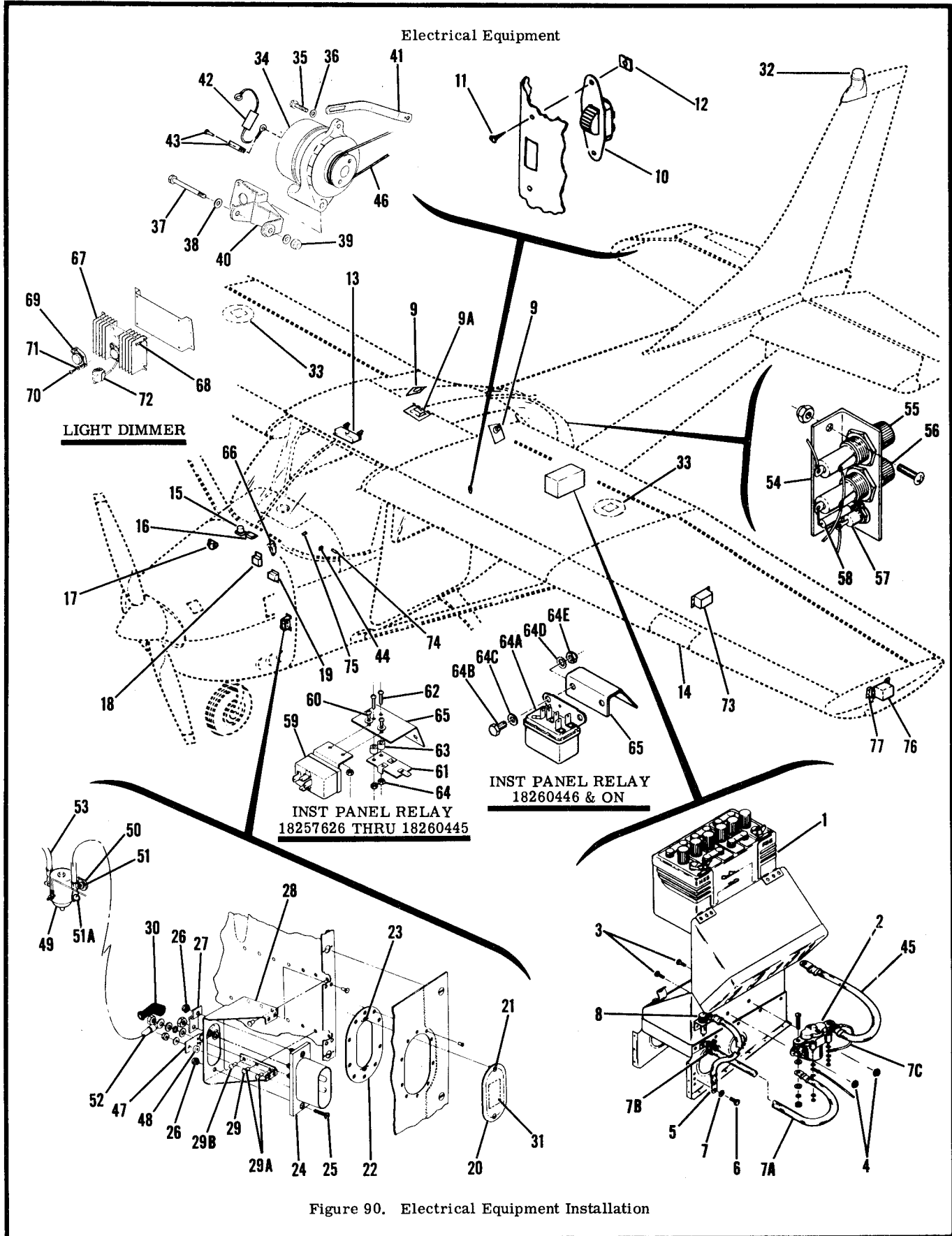


FIGURE AND INDEX NO.	PART NUMBER	DESCRIPTION	UNITS PER ASSY	USABLE ON CODE
		1 2 3 4 5 6 7		
90 -		ELECTRICAL EQUIPMENT INSTALLATION -----	NP	
- 1	0712605-201	BATTERY ASSEMBLY -----	1	
- 2	0712603-2	CONTACTOR ASSEMBLY -----	1	G
		ATTACHING PARTS -----		
	S1579-1	CONTACTOR WEU S1579-2 -----	1	E
	S1579-2	CONTRACTOR -----	1	
- 3	AN3-3A	BOLT -----	2	
- 4	MS21044N3	NUT -----	2	
		-----*		
- 5	0412007-1	STRAP-BATTERY GROUND -----	1	
		ATTACHING PARTS -----		
- 6	AN4-4A	BOLT -----	1	
- 7	AN960-416L	WASHER -----	1	
		-----*		
- 7A	0770610PA3	CABLE-BATTERY -----	1	G
	0770610PA11	CABLE-BATTERY CONTACTOR TO STARTER -----	1	E
	S1807-1	COVER -----	1	O
	S1693-2	STA-STRAP -----	1	O
		ATTACHING PARTS -----		
- 7B	S1592-3A	CLAMP UC -----	1	
	S1021Z6-8	SCREW -----	1	
		-----*		
- 7C	0770728-1	DIODE ASSEMBLY -----	1	E
- 8	S1090-22	FUSE HOLDER -----	1	H
	S1091-1	FUSE-1 AMP -----	1	H
- 9	181522	DOME LIGHT ASSY UCTE -----	2	U
		ATTACHING PARTS -----		
	0700629-1	RETAINER-HEADLINER -----	1	U
	S1022A4-6	SCREW -----	4	U
		-----*		
	90	BULB GE -----	1	U
- 9A	0711779-1	ESCUTCHEON-DOME LIGHT -----	1	V
		ATTACHING PARTS -----		
	S1021A8-6	SCREW -----	1	V
	AN525-8R7	SCREW -----	2	V
		-----*		
	S1831-1	SWITCH-DOME LIGHT -----	1	V
		ATTACHING PARTS -----		
	AN515-4R4	SCREW -----	2	V
		-----*		
	S1893-1	BASE-DOME LIGHT -----	1	V
	S1876-1	LAMP-DOME LIGHT -----	1	V
	1706015-2	LENS-DOME LIGHT -----	1	V
- 10	0713029	SWITCH-UTILITY -----	1	
		ATTACHING PARTS -----		
- 11	S1021Z6-6	SCREW -----	2	
- 12	NAS446-2-3	NUT -----	2	
		-----*		
- 13	SEE FIG 91	INSTRUMENT PANEL LIGHT INSTALLATION -----	1	
- 14	SEE FIG 3	LANDING LIGHTS INSTALLATION -----	1	
- 15	0511062-10	HORN ASSEMBLY-STALL WARNING -----	1	
		ATTACHING PARTS -----		
	AN507B632R12	SCREW -----	4	
		-----*		
- 16	0713511-1	FLASHER-NAVIGATION LIGHT -----	1	
		ATTACHING PARTS -----		
	S1021Z6-6	SCREW -----	4	
	NAS446-2-3	NUT -----	4	
		-----*		
- 17	S1673-1	CONTACTOR-STARTER -----	1	P
		ATTACHING PARTS -----		
	AN960-416L	WASHER -----	2	
	AN4-4A	BOLT -----	2	
		-----*		
- 17A	S1991-1	CONTACTOR-STARTER -----	1	R
- 18	0713130-1	STARTING VIBRATOR -----	1	A
		ATTACHING PARTS -----		
	AN3-6A	BOLT -----	2	A
		-----*		

CONTINUED ON NEXT PAGE

FIGURE AND INDEX NO.	PART NUMBER	DESCRIPTION	1 2 3 4 5 6 7							UNITS PER ASSY	USABLE ON CODE
90 -19	0413205-11	REGULATOR-VOLTAGE USED WITH GENERATOR -----								1	
	0750216-1	REGULATOR-VOLTAGE USED WITH ALTERNATOR WHEN -----								1	B
	C611001-0101	EXHAUSTED USE C611001-0101								1	B
	AN4-4A	REGULATOR-VOLTAGE -----								1	B
	AN4-6A	ATTACHING PARTS									
	AN520-416R8	BOLT -----								3	
		BOLT -----								2	B
		SCREW USE WITH C611001-0101 -----								2	B
	5FF10A568A	PLUG-VOLTAGE REGULATOR USED WITH 0750216-1 -----								1	
	1250211-4	PLUG-VOLTAGE REGULATOR USED WITH C611001-0101 -----								1	
-20	0752611-1	DOOR ASSEMBLY-POWER RECEPTACLE -----								1	
-21	S1115-30	STUD -----								2	
	S1115-9	RING -----								2	
-22	0752610-1	DOUBLER ASSEMBLY -----								1	
-23	S1115-19	RECEPTACLE-STUD -----								2	
-24	AN2552-3A	RECEPTACLE-EXTERNAL POWER -----								1	
		ATTACHING PARTS									
-25	AN509-10R14	SCREW -----								2	
-26	MS20365-1032	NUT -----								2	X
	MS21044N3	NUT -----								2	W
-27	0312155-10	GROUND STRAP -----								1	
		-----*									
-28	0713711-1	BRACKET-RECEPTACLE SUPPORT -----								1	X
	0701036-2	BRACKET-RECEPTACLE SUPPORT -----								1	W
		ATTACHING PARTS									
-29	CR117-4-4	RIVET CY -----								3	H
-29A	CR163-4-4	RIVET CY -----								2	J
-29B	CR163-4-6	RIVET CY -----								1	J
		-----*									
-30	MS25171-3S	NIPPLE -----								1	
-31	0500130-1	PLACARD-GROUND SERVICE RECEPTACLE -----								1	F
	1213535-1	PLACARD-POLARITY WHEN EXHAUSTED USE 1205024-1 -----								1	M
	1205024-1	PLACARD-POLARITY -----								1	N
-32	SEE FIG 92	ROTATING BEACON INSTALLATION -----								1	
-33	SEE FIG 93	COURTESY LIGHT INSTALLATION -----								1	
-34	0750217-1	ALTERNATOR-52 AMP WHEN EXHAUSTED USE C611501-0102 -----								1	D
		REFER TO SERVICE LETTER 66-1 FOR REPLACEMENT									
	C611501-0102	ALTERNATOR-60 AMP -----								1	K
		ATTACHING PARTS									
-35	0750220-1	BOLT UPPER -----								1	B
-36	S1450-6-14-080	WASHER UPPER -----								1	B
-37	AN7-40A	BOLT LOWER -----								1	B
-38	AN960-716	WASHER LOWER -----								1	B
-39	MS20365-720C	NUT LOWER -----								1	B
-40	0750213-1	SUPPORT-ALTERNATOR -----								1	B
-41	0750221-1	ARM-ALTERNATOR ADJUSTMENT -----								1	B
		-----*									
	S2114-1	NIPPLE-ALTERNATOR BATTERY TERMINAL -----								1	V
	S2114-2	NIPPLE-ALTERNATOR FIELD TERMINAL -----								1	V
	S2093-2	COVER-SHAFT -----								1	V
	SEE FIG 95	ALTERNATOR INSTALLATION-SHOCK MOUNTED -----								1	L
-42	S1915-1	FILTER-NOISE -----								1	D
		ATTACHING PARTS									
-43	AN742D12	CLAMP -----								1	D
	AN520-10R8	SCREW -----								1	D
	AN935-10	WASHER -----								1	D
		-----*									
-44	S550B	SUPPRESSOR -----								1	C
	0770719-1	DIODE-MASTER SWITCH -----								1	
-45	0770610PA2	CABLE-BATTERY -----								1	G
	0770610PA10	CABLE-BATTERY TO BATTERY CONTACTOR -----								1	E
	S1693-2	STA-STRAP -----								5	T
-46	S1597-1-31.2	DRIVE BELT-ALTERNATOR -----								1	D
	S1597-1-30.8	DRIVE BELT-ALTERNATOR -----								1	E
-47	1570043-3	DIODE BOARD -----								1	J
-48	NAS43DD3-8	SPACER -----								1	J
-49	S1660-1	CONTACTOR-12V -----								1	J
		ATTACHING PARTS									
-50	AN520-416R8	SCREW -----								2	J

CONTINUED ON NEXT PAGE

FIGURE AND INDEX NO.	PART NUMBER	DESCRIPTION	UNITS PER ASSY	USABLE ON CODE
90 -51	MS20365-428	NUT ----- -----*	2	J
-51A	S1807-1	COVER-TERMINAL -----	2	O
	S1693-2	STA-STRAP -----	2	O
-52	0770610PC2	CABLE RECEPTACLE TO CONTACTOR -----	1	J
-53	0770610PA13	CABLE CONTACTOR TO STARTER SOLENOID -----	1	J
-54	0712031-1	MOUNTING BRACKET -----	1	J
-55	S1090-22	FUSEHOLDER ASSEMBLY -----	1	J
	S1091-1	FUSE-1 AMP -----	1	J
-56	S1090-2	FUSEHOLDER ASSEMBLY -----	1	J
	S1091-5	FUSE-5 AMP -----	1	J
-57	20H3P	DIODE SATA -----	1	J
-58	X26263	RESISTOR -----	1	
-59	S1668-1	RELAY-SPLIT BUS BAR ----- ATTACHING PARTS	1	S
-60	AN515-8R6	SCREW -----	2	S
	AN960-8	WASHER -----	2	S
	MS21045-08	NUT ----- -----*	2	S
-61	1570043-1	DIODE BOARD ASSEMBLY ----- ATTACHING PARTS	1	S
-62	AN515-8R10	SCREW -----	2	S
-63	NAS430D3-16	SPACER -----	2	S
-64	MS21045-08	NUT ----- -----*	2	S
-64A	S1917-1	RELAY-SPLIT BUS BAR ----- ATTACHING PARTS	1	T
-64B	AN4-5A	BOLT -----	2	T
-64C	AN960-416L	WASHER -----	2	T
-64D	AN936A416	WASHER -----	2	T
-64E	NAS679A4	NUT ----- -----*	2	T
-65	SEE NOTE *	BRACKET-RELAY MOUNTING -----	1	J
-66	C613001-0201	POWER SUPPLY-ELECTROLUMINESCENT PANEL ----- ATTACHING PARTS	1	N
	AN520-10R8	SCREW -----	2	
	AN960-10	WASHER -----	2	
	MS21044N3	NUT ----- -----*	2	
-67	1570166-1	DIMMING ASSEMBLY-TRANSISTORIZED LIGHT ----- ATTACHING PARTS	1	R
-68	AN520-10R6	SCREW -----	4	R
	AN960-10L	WASHER -----	4	R
-69	2N3055	TRANSISTOR RCA ----- ATTACHING PARTS	1	
-70	S1021Z6-8	SCREW -----	2	
-71	AN960-10L	WASHER ----- -----*	2	
-72	S1641-6	HOUSING-SOCKET -----	1	
-73	C622004-0103	POWER SUPPLY-STROBE LIGHTS ----- ATTACHING PARTS	1	Y
	AN3-3A	BOLT -----	4	
	AN960-10L	WASHER ----- -----*	4	
-74	C593001-0101	SENSOR-OVERVOLTAGE ----- ATTACHING PARTS	1	V
	CM2679-2	TIE STRAP ----- -----*	1	
-75	34002-55	TERMINAL BLOCK TRANSISTORIZED DIMMING LIGHT ----- ATTACHING PARTS	1	R
	AN507-6R8	SCREW -----	1	
	AN936A6	WASHER -----	2	
	NAS679A06	NUT ----- -----*	1	
-76	C622007-0101	POWER SUPPLY-STROBE LIGHT ----- ATTACHING PARTS	1	W
	AN520-10R7	SCREW ----- -----*	2	
-77	1620075-3	BRACKET ASSY-STROBE LIGHT POWER SUPPLY -----	1	W
	NAS686A3K	NUTPLATE -----	4	

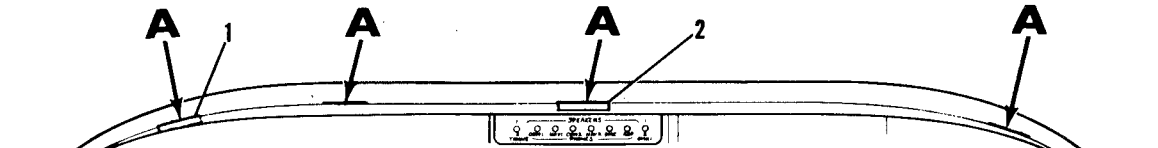
NOTE. *REFER TO APPLICABLE INSTRUMENT PANEL FIGURE.

CONTINUED ON NEXT PAGE

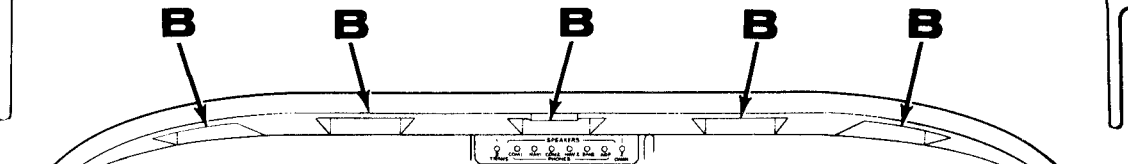
FIGURE AND INDEX NO.	PART NUMBER	DESCRIPTION	UNITS PER ASSY	USABLE ON CODE
90 -		A---182 SERIAL 18253599 THRU 18254423 B---182 SERIAL 18255101 THRU 18255125 182 SERIAL 18255845 THRU 18257445 A182 SERIAL A182-0001 THRU A182-0024 C---182 SERIAL 18255267 & ON A182 SERIAL A182-0001 & ON D---182 SERIAL 18255101 THRU 18255125 182 SERIAL 18255845 THRU 18256684 E---182 SERIAL 18256685 & ON A182 SERIAL A182-0001 & ON F---182 SERIAL 18253599 THRU 18255100 182 SERIAL 18255126 THRU 18255844 G---182 SERIAL 18253599 THRU 18256684 H---182 SERIAL 18253599 THRU 18257625 A182 SERIAL A182-0001 THRU A182-0056 J---182 SERIAL 18257626 & ON A182 SERIAL A182-0001 & ON K---182 SERIAL 18256685 THRU 18257445 A182 SERIAL A182-0001 THRU A182-0024 L---182 SERIAL 18257446 & ON A182 SERIAL A182-0025 & ON M---182 SERIAL 18255101 THRU 18255125 18255845 THRU 18259305 A182 SERIAL A182-0001 THRU A182-0116 N---182 SERIAL 18259306 & ON A182 SERIAL A182-0117 & ON O---182 SERIAL 18258821 & ON A182 SERIAL A182-0117 & ON P---182 SERIAL 18253599 THRU 18260055 A182 SERIAL A182-0001 THRU A182-0116 R---182 SERIAL 18260056 & ON A182 SERIAL A182-0117 & ON S---182 SERIAL 18257626 THRU 18260445 A182 SERIAL A182-0001 & ON T---182 SERIAL 18260446 & ON U---182 SERIAL 18253599 THRU 18260825 A182 SERIAL A182-0001 THRU A182-0136 V---182 SERIAL 18260826 & ON W---182 SERIAL 18261426 & ON X---182 SERIAL 18253599 THRU 18261425 Y---182 SERIAL 18260446 THRU 18261425		

This page intentionally left blank.

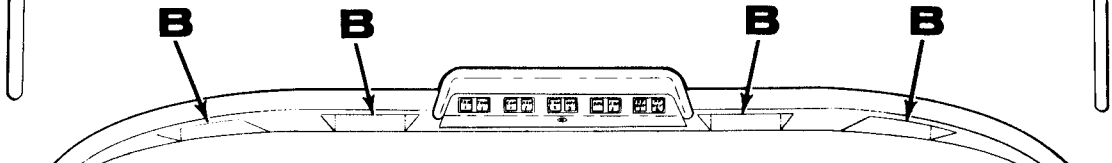
Electrical Equipment (Cont)



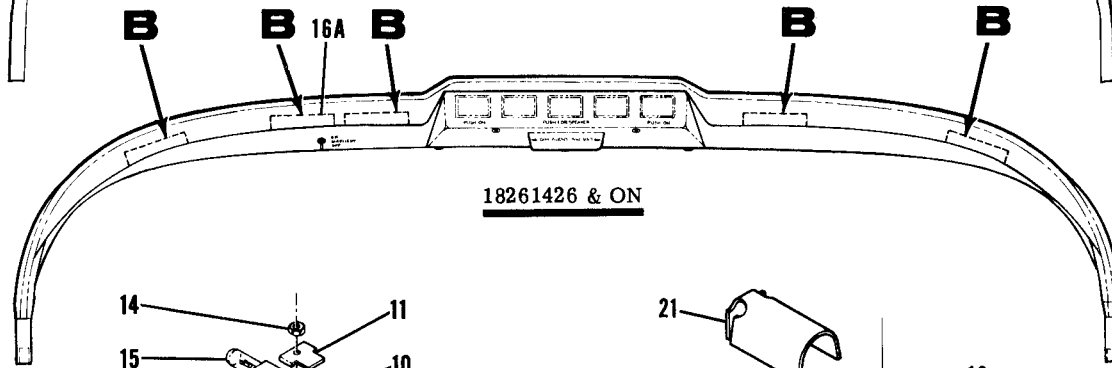
18260056 THRU 18260445



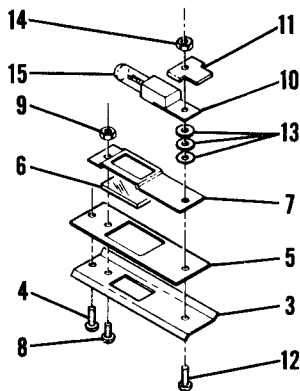
18260446 THRU 18260825



18260826 THRU 18261425

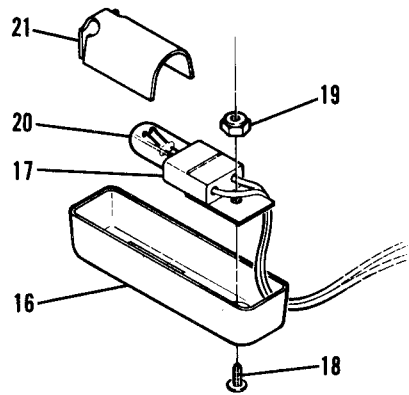


18261426 & ON



Detail A

18260056 THRU 18260445



Detail B

18260446 & ON

182 SERIAL 18260056 & ON

Figure 90A. Instrument Panel Lights Installation

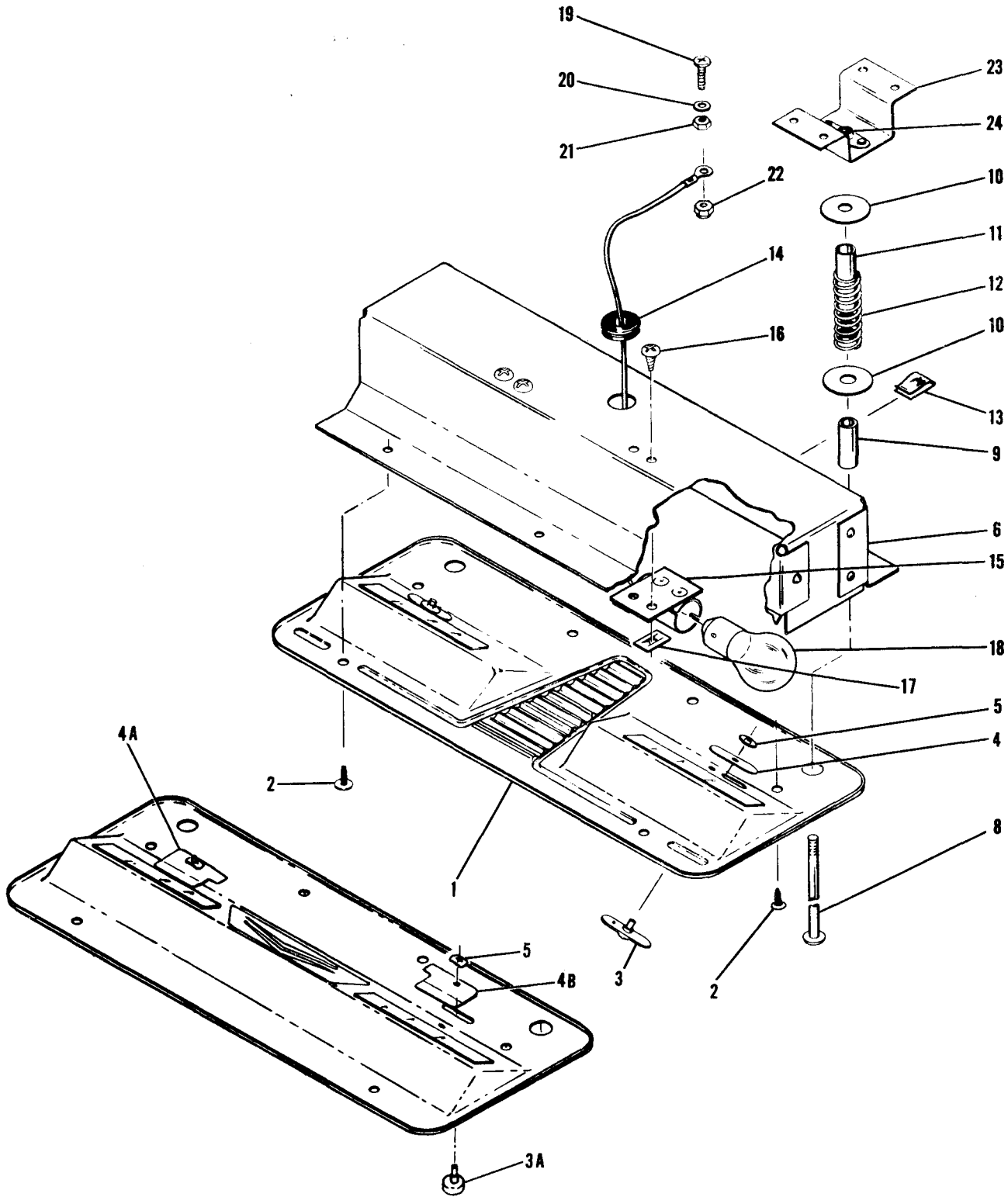
FIGURE AND INDEX NO.	PART NUMBER	DESCRIPTION	UNITS PER ASSY	USABLE ON CODE
		1 2 3 4 5 6 7		
90A-		INSTRUMENT PANEL GLARE SHIELD LIGHTS INSTALLATION	NP	A
- 1	1213717-1	LIGHT FITTING ASSEMBLY-LH	1	
- 2	1213717-2	LIGHT FITTING ASSEMBLY-CENTER	1	
	S102124-4C	ATTACHING PARTS	3	
	NAS697A04L	SCREW	1	
	NAS395-1-3	NUTPLATE	3	
- 3	1713083-1	NUT	4	
		COVER	4	
		ATTACHING PARTS		
- 4	AN515-4R6	SCREW	3	
	NAS696A04L	NUTPLATE	1	
	S1972-2	RIVET	2	
		---*---		
- 5	1713080-3	GASKET	4	
- 6	1713084-1	LENS RED	4	
	1713084-3	LENS BLUE	1	
- 7	1713082-1	BRACKET	4	
		ATTACHING PARTS		
- 8	AN515-4R4	SCREW	1	
- 9	AN340-4	NUT	1	
		---*---		
-10	S1910-1	LIGHT ASSEMBLY	4	
		ATTACHING PARTS		
-11	1713085-1	RETAINER	1	
-12	AN515-4R6	SCREW	1	
-13	AN960PD4	WASHER	3	
-14	AN340-4	NUT	1	
		---*---		
-15	S1901-1	BULB	4	
		INSTRUMENT PANEL GLARE SHIELD LIGHTS INSTALLATION	NP	B
		INSTRUMENT PANEL GLARE SHIELD LIGHTS INSTALLATION	NP	C
		INSTRUMENT PANEL GLARE SHIELD LIGHTS INSTALLATION	NP	D
-16	1213319-7	HOUSING ASSY-LIGHT RED LENS	5	B
	1213319-8	HOUSING ASSY-LIGHT BLUE LENS RADIO SWITCHES	1	B
	1213319-7	HOUSING ASSY-LIGHT RED LENS	4	E
-16A	1213319-8	HOUSING ASSY-LIGHT BLUE LENS MAPLIGHT SWITCH	1	D
-17	S1910-2	LIGHT ASSEMBLY	5	B
	S1910-2	LIGHT ASSEMBLY	4	C
	S1910-2	LIGHT ASSEMBLY	5	D
		ATTACHING PARTS		
-18	AN515-4R6	SCREW	1	
-19	AN340-4	NUT	1	
		---*---		
-20	S1901-1	LAMP	5	B
	S1901-1	LAMP	4	C
	S1901-1	LAMP	5	D
-21	1213321-2	REFLECTOR	5	B
	1213321-2	REFLECTOR	4	C
	1213321-2	REFLECTOR	5	D

NOTE. *USED WITH 1213717-2 LIGHT FITTING ASSEMBLY ONLY, WHEN POST LIGHTING IS INSTALLED.

NOTE. %USED ONLY WHEN POST LIGHTING IS INSTALLED

A---182 SERIAL 18260056 THRU 18260445
 A182 SERIAL A182-0117 & ON
 B---182 SERIAL 18260446 THRU 18260825
 C---182 SERIAL 18260826 THRU 18261425
 D---182 SERIAL 18261426 & ON
 E---182 SERIAL 18260826 & ON

Electrical Equipment (Cont)



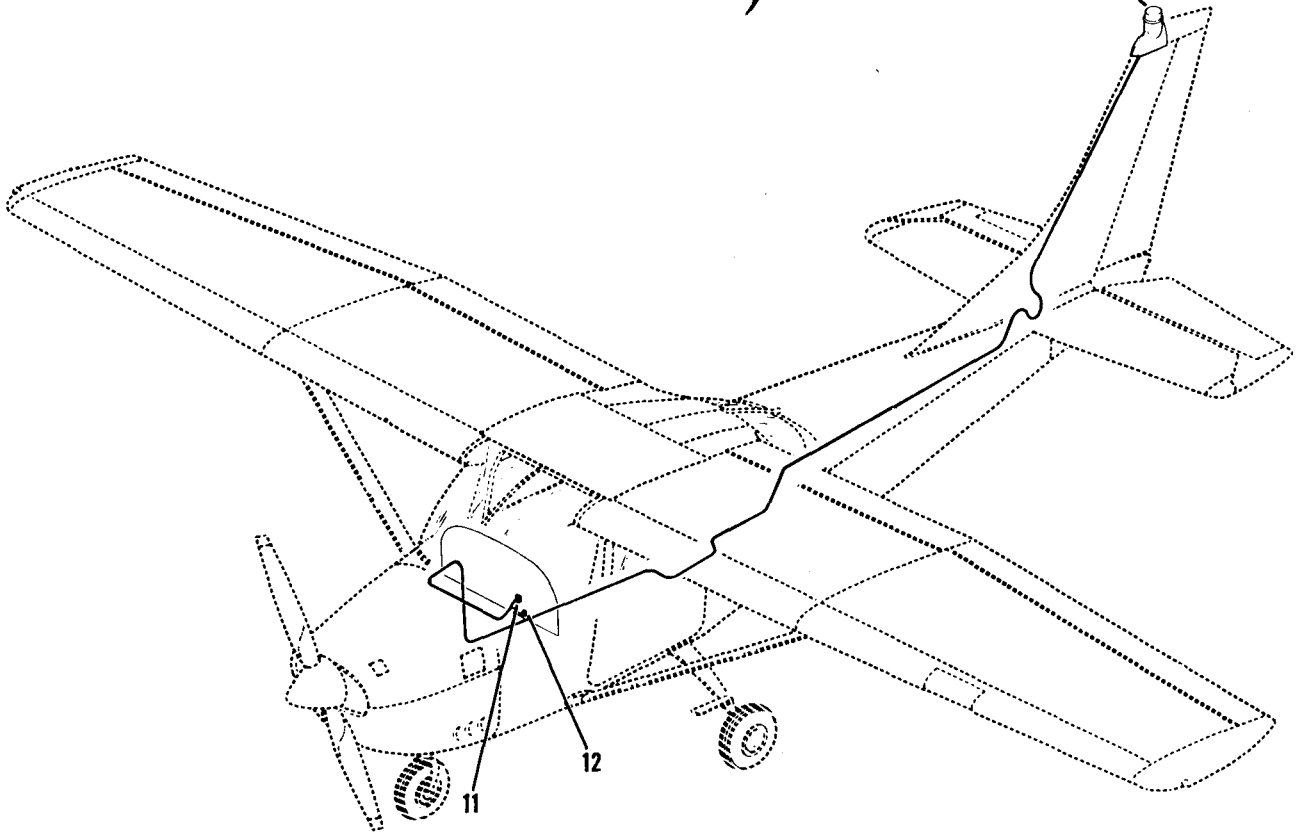
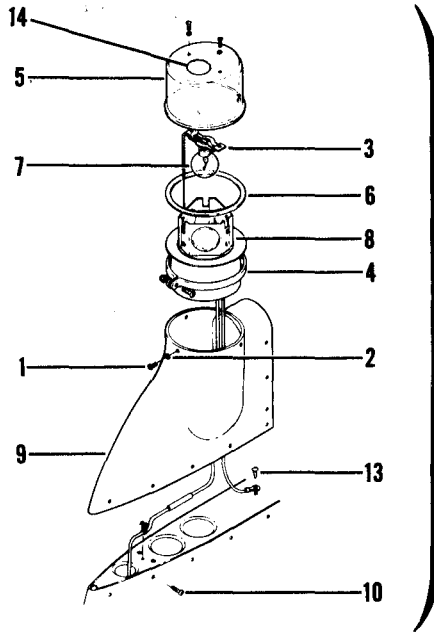
182 SERIAL 18253599 THRU 18260055

Figure 91. Instrument Panel Light Installation

FIGURE AND INDEX NO.	PART NUMBER	DESCRIPTION	UNITS PER ASSY	USABLE ON CODE
91 -		1 2 3 4 5 6 7 INSTRUMENT PANEL LIGHT INSTALLATION -----	NP	H
- 1	0700622-1	COVER ASSEMBLY-PANEL LIGHT -----	1	A
	0700628-1	COVER ASSEMBLY-PANEL LIGHT -----	1	C
	0700628-7	COVER ASSEMBLY-PANEL LIGHT -----	1	E
	1213243-3	COVER ASSEMBLY-PANEL LIGHT ----- WHEN EXHAUSTED USE 1213243-1 -----	1	F
		ATTACHING PARTS		
- 2	S102278-14	SCREW -----	6	
		-----*		
- 3	0700622-4	SLIDE -----	2	A
- 3A	0700628-5	SLIDE -----	2	B
- 4	0700622-5	COVER-SLIDE -----	2	A
	0700628-4	COVER-SLIDE -----	2	C
- 4A	0700628-9	COVER-SLIDE RH -----	1	D
	1213154-1	COVER SLIDE-RH -----	1	G
- 4B	0700628-12	COVER-SLIDE LH -----	1	D
	1213154-2	COVER SLIDE-LH -----	1	G
		ATTACHING PARTS		
- 5	S1278-1	CLIP-PUSH ON -----	1	
		-----*		
- 6	0700623-14	HOUSING ASSEMBLY-PANEL LIGHT -----	1	
		ATTACHING PARTS		
- 7		DELETED-NOT AVAILABLE -----		
- 8	NAS602-40	SCREW -----	2	
- 9	NAS43DD3-48	SPACER -----	2	
-10	S1074-1	WASHER -----	4	
-11	NAS43DD3-70	SPACER -----	2	
-12	0713124-1	SPRING -----	2	
		-----*		
-13	NAS396-4-3	NUT -----	4	
-14	MS35489-6	GROMMET -----	1	
-15	0700623-11	SOCKET ASSEMBLY-LH -----	1	
	0700623-12	SOCKET ASSEMBLY-RH -----	1	
		ATTACHING PARTS		
-16	S102176-6	SCREW -----	1	
-17	NAS446-2-3	NUT -----	1	
		-----*		
-18	94	LAMP-LH GE -----	1	
	90	LAMP-RH GE -----	1	
-19	AN515-6R8	SCREW GROUND -----	1	
-20	AN936A6	WASHER -----	1	
-21	AN340-6	NUT -----	1	
-22	NAS679A06	NUT -----	1	
-23	0700624-1	BRACKET ASSEMBLY-PANEL LIGHT -----	2	
-24	NAS680A08	NUTPLATE -----	1	
		 NOTE. □THIS PART MUST HAVE A SECOND DASH ADDED TO DENOTE COLOR. REFER TO HOW TO ORDER INTERIOR PARTS-PAGE XIII.		
		A---182 SERIAL 18253599 THRU 18254423		
		B---182 SERIAL 18254424 THRU 18260055		
		A182 SERIAL A182-0001 THRU A182-0116		
		C---182 SERIAL 18254424 THRU 18255058		
		D---182 SERIAL 18255059 THRU 18257625		
		A182 SERIAL A182-0001 THRU A182-0056		
		E---182 SERIAL 18255059 THRU 18255155		
		F---182 SERIAL 18255156 THRU 18260055		
		A182 SERIAL A182-0001 THRU A182-0116		
		G---182 SERIAL 18257626 THRU 18260055		
		A182 SERIAL A182-0057 THRU A182-0116		
		H---182 SERIAL 18253599 THRU 18260055		
		A182 SERIAL A182-0001 THRU A182-0116		

FIGURE AND INDEX NO.	PART NUMBER		DESCRIPTION	UNITS PER ASSY	USABLE ON CODE
91A-			1 2 3 4 5 6 7		
- 1	0711778-1	□	INSTRUMENT PANEL LIGHT & CONSOLE INSTALLATION -----	NP	A
	0711778-3	□	COVER ASSEMBLY WITH OXYGEN CUTOUTS -----	1	C
- 1A	0711778-5		COVER ASSEMBLY WITHOUT OXYGEN CUTOUTS -----	1	C
	0711778-6		COVER ASSEMBLY WITH OXYGEN CUTOUTS -----	1	B
			COVER ASSEMBLY WITHOUT OXYGEN CUTOUTS -----	1	B
			ATTACHING PARTS		
- 2	S102228-10		SCREW -----	2	
- 3	AN515-8R8		SCREW -----	2	
			-----*		
- 4	0711784-1		COVER-SLIDE RH -----	1	
- 5	1213152-3		COVER-SLIDE LH -----	1	
- 6	0700628-5		SLIDE -----	2	
			ATTACHING PARTS		
- 7	AN340-4		NUT -----	2	
			-----*		
- 7A	S1899-5	*	LIGHT ASSEMBLY-TAB MOUNTED LH -----	1	
- 7B	S1899-6	*	LIGHT ASSEMBLY-TAB MOUNTED RH -----	1	
- 7C	MS25237-330		BULB -----	1	
- 8	0711781-1		BRACKET-OVERHEAD CONSOLE LH -----	1	
- 9	0711781-2		BRACKET-OVERHEAD CONSOLE RH -----	1	
-10	1211080-1		SPEAKER GRILL -----	1	
			ATTACHING PARTS		
-11	AN507-832R12		SCREW -----	5	
			-----*		
-12	0711777-1		HOUSING ASSEMBLY-PANEL LIGHT -----	1	
			ATTACHING PARTS		
-13	NAS396-4-3		NUT -----	2	
			-----*		
-14	0513208-2		SOCKET ASSEMBLY-LAMP -----	2	
			ATTACHING PARTS		
-15	AN520-6R6		SCREW -----	1	
-16	AN960-6L		WASHER -----	1	
-17	NAS679-A06		NUT -----	1	
			-----*		
-18	MS35489-6		GROMMET -----	1	
-19	94		LAMP GE -----	2	
	0711780-3		BRACKET ASSEMBLY-PANEL LIGHT -----	1	
			ATTACHING PARTS		
-20	S102128-8		SCREW -----	2	
	AN960-8L		WASHER -----	2	
	NAS446-4		NUT -----	2	
			-----*		
	AN515-8R24		SCREW-LIGHT ADJUSTMENT -----	1	
	AN960-8L		WASHER-LIGHT ADJUSTMENT -----	1	
	NAS679A08		NUT-LIGHT ADJUSTMENT -----	1	
-21	S102126-6		SCREW-GROUND -----	1	
-22	AN960-6L		WASHER-GROUND -----	1	
-23	NAS446-2		NUT-GROUND -----	1	
-24	0700761-6		ANGLE SUPPORT -----	1	B
<p>NOTE. □THIS PART NUMBER MUST HAVE A SECOND DASH NUMBER ADDED TO DENOTE COLOR. REFER TO HOW TO ORDER INTERIOR PARTS-PAGE VII.</p> <p>NOTE. *THESE PARTS ARE REQUIRED ON 0711778-1 COVER ASSEMBLY ONLY.</p> <p>A---182 SERIAL 18260056 & ON A182 SERIAL A182-0117 & ON B---182 SERIAL 18260446 & ON A182 SERIAL A182-0137 & ON C---182 SERIAL 18260056 THRU 18260445 A182 SERIAL A182-0117 THRU A182-0136</p>					

Electrical Equipment (Cont)

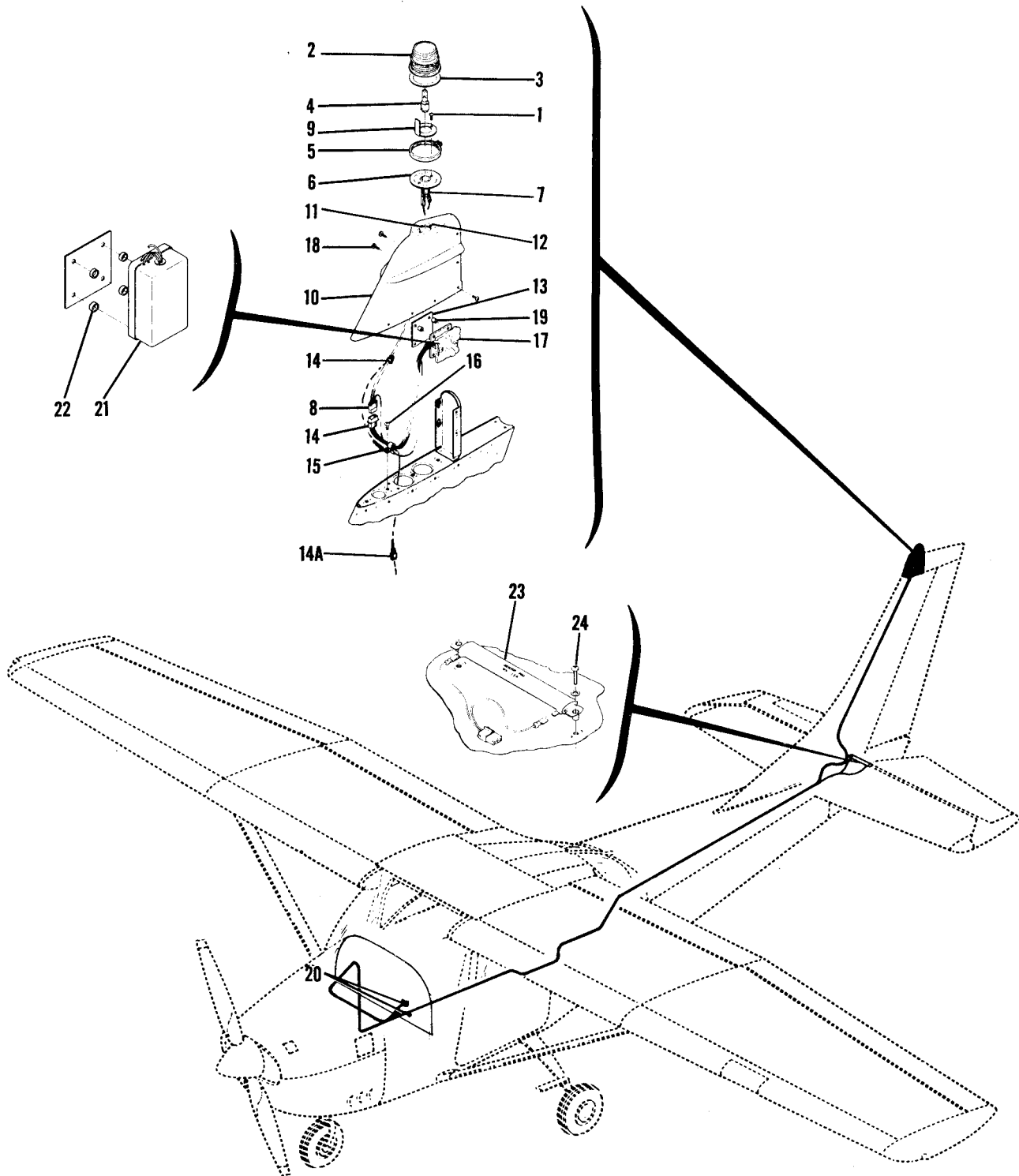


182 SERIAL 18253599 THRU 18257625

Figure 92. Rotating Beacon Installation

FIGURE AND INDEX NO.	PART NUMBER	DESCRIPTION	UNITS PER ASSY	USABLE ON CODE
92 -	0700120-1	1 2 3 4 5 6 7 ROTATING BEACON INSTALLATION ----- BEACON ASSEMBLY-ROTATING ----- ATTACHING PARTS ----- SCREW ----- WASHER ----- *----- SOCKET ASSEMBLY WHEL ----- CLAMP WHEL ----- DOME ASSEMBLY WHEL ----- GASKET-DOME WHEL ----- BULB WHEL ----- LENS ASSEMBLY WHEL ----- TIP-FIN ----- ATTACHING PARTS ----- SCREW ----- *----- SWITCH ----- CIRCUIT BREAKER ----- SCREW GROUND ----- NUT ----- NAMEPLATE -----	NP 1 3 3 1 1 1 1 1 1 1 1 16 1 1 1 1 1	A
- 1	AN515-BR6			
- 2	AN960-6L			
- 3	WRM-15			
- 4	WRM-25			
- 5	WRM-10			
- 6	WRM-30			
- 7	WRM-44-12			
- 8	WRM-20			
- 9	1200039-2			
-10	NAS220-6			
-11	S1158-2-1			
-12	S1232-10			
-13	AN515-BR6			
	NAS679A08			
-14	S1433-1			
		A---182 SERIAL 18253599 THRU 18257625 A182 SERIAL A182-0001 THRU A182-0056		

Electrical Equipment (Cont)



182 SERIAL 18257626 & ON

Figure 92A. Flashing Beacon Light Installation

FIGURE AND INDEX NO.	PART NUMBER	DESCRIPTION	UNITS PER ASSY	USABLE ON CODE
92A-	C621001-0103	FLASHING BEACON LIGHT INSTALLATION ----- LIGHT ASSEMBLY-FLASHING BEACON ----- ATTACHING PARTS -----	NP 1	A
- 1	AN515-8R8	SCREW ----- *-----	2	
- 2	C17325	DOME AEFC -----	1	
- 3	C17330	GASKET AEFC -----	1	
- 4	C17312-3	LAMP AEFC -----	1	
- 5	C17326	CLAMP ASSEMBLY AEFC -----	1	
- 6	C17331-3	PLATE-MOUNTING AEFC -----	1	
- 7	C17313	SOCKET ASSEMBLY AEFC -----	1	
- 8	S1638-1	HOUSING-PLUG -----	1	
- 9	0731607-1	BAFFLE -----	1	
-10	0731606-3	TIP ASSEMBLY-FIN -----	1	E
	1231059-1	TIP ASSEMBLY-FIN -----	1	F
-11	0431017-2	PLATE ASSEMBLY -----	1	
-12	NAS680A08	NUTPLATE -----	2	
-13	0731606-8	PLATE -----	1	E
-14	S1638-2	HOUSING-CAP -----	1	
	S1638-2	HOUSING-CAP -----	2	F
-14A	S1637-2	HOUSING-PLUG -----	1	F
	S1637-1	HOUSING-CAP -----	1	F
-15	AN742D4	CLAMP -----	1	
		ATTACHING PARTS -----		
-16	AN515-6R8	SCREW -----	1	E
	AN515-6R7	SCREW -----	1	F
		*-----		
-17	C594501-0101	FLASHER ASSEMBLY-BEACON LIGHT WHEN EXHAUSTED USE ----- C594501-0203 ----- ATTACHING PARTS -----	1	B
-18	S1676-1-8	SCREW -----	4	B
-19	N233-2	SPACER NYLON -----	4	B
		*-----		
-20		CIRCUIT BREAKER SEE INSTRUMENT PANEL -----	1	
		SWITCH SEE INSTRUMENT PANEL -----	1	
-21	C594501-0203	FLASHER ASSEMBLY-BEACON LIGHT -----	1	C
	C594502-0101	FLASHER ASSEMBLY-BEACON LIGHT -----	1	F
		ATTACHING PARTS -----		
	AN515-8R8	SCREW -----	4	C
	AN525-832R7	SCREW -----	4	F
	NAS697A08	NUT -----	4	F
-22	NAS43HT3-8	SPACER -----	4	C
		*-----		
-23	ZR-075-11.5	RESISTOR MEMI -----	1	G
	OR95-1.5	RESISTOR -----	1	F
		ATTACHING PARTS -----		
-24	AN515-8R11	SCREW -----	2	D
		*-----		
<p>A---182 SERIAL 18257626 & ON A182 SERIAL A182-0057 & ON</p> <p>B---182 SERIAL 18257626 THRU 18258521 A182 SERIAL A182-0057 THRU A182-0096</p> <p>C---182 SERIAL 18258522 & ON THRU 18261426 A182 SERIAL A182-0097 & ON</p> <p>D---182 SERIAL 18260362 & ON A182 SERIAL A182-0117 & ON</p> <p>E---182 SERIAL 18257626 THRU 18261425 A182 SERIAL A182-0057 & ON</p> <p>F---182 SERIAL 18261426 & ON</p> <p>G---182 SERIAL 18260362 THRU 18261425 A182 SERIAL A182-0117 & ON</p>				

Electrical Equipment (Cont)

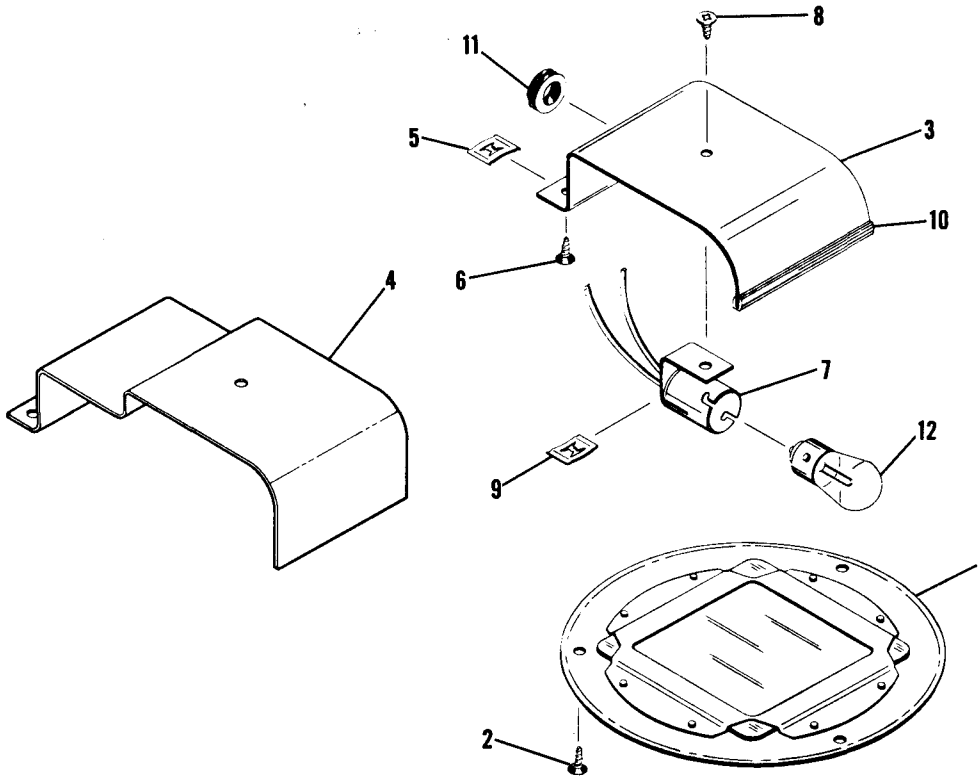
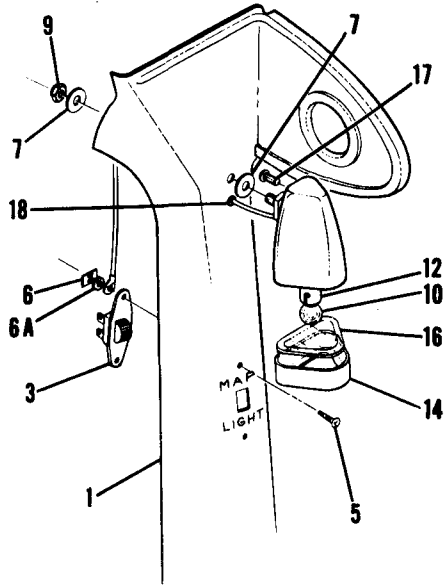


Figure 93. Courtesy Light Installation

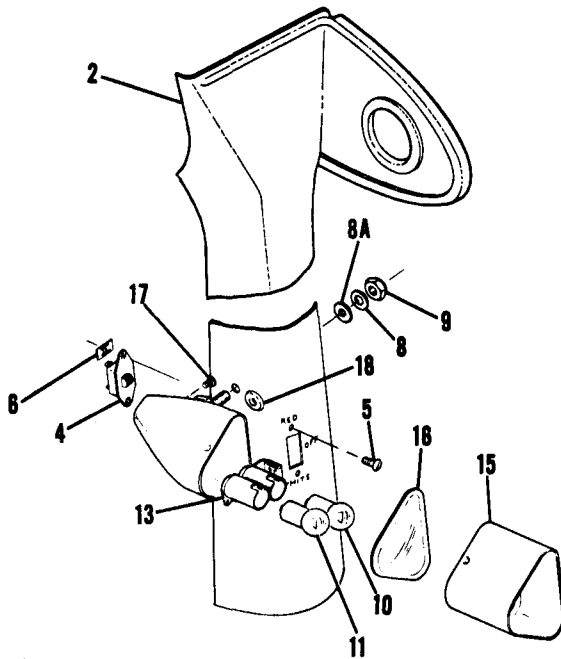
FIGURE AND INDEX NO.	PART NUMBER	DESCRIPTION	UNITS PER ASSY	USABLE ON CODE		
			1	2	3	4
93 -		COURTESY LIGHT INSTALLATION -----	NP			
- 1	0700618-1	COVER PLATE ASSEMBLY -----	1	A		
	1270432-2	COVER PLATE ASSEMBLY -----	1	B		
	0762035-1	COVER PLATE ASSEMBLY -----	1	C		
		ATTACHING PARTS -----				
- 2	S102128-8	SCREW -----	AR			
		*-----				
- 3	0700616-1	SHIELD ASSEMBLY -----	1	D		
- 4	0762036-1	SHIELD ASSEMBLY -----	1	C		
		ATTACHING PARTS -----				
- 5	NAS446-2-3	NUT -----	2			
- 6	S102126-8	SCREW -----	2			
		*-----				
- 7	0513208-1	SOCKET-LAMP -----	1			
		ATTACHING PARTS -----				
- 8	S102126-6	SCREW -----	1			
- 9	NAS446-2-3	NUT -----	1			
		*-----				
-10	S1055-1	CHANNEL 2.25 IN LG BULK ITEM REF S1055-1-2.25 -	1			
-11	MS35489-134	GROMMET -----	1			
-12	MS15584-2	LAMP -----	1			
		A---182 SERIAL 18253599 THRU 18255870				
		B---182 SERIAL 18255871 THRU 18259986				
		A182 SERIAL A182-0001 THRU A182-0116				
		C---182 SERIAL 18259987 & ON				
		A182 SERIAL A182-0117 & ON				
		D---182 SERIAL 18253599 THRU 18259986				
		A182 SERIAL A182-0001 THRU A182-0116				

This page intentionally left blank.

Electrical Equipment (Cont)



18255059 THRU 18255844



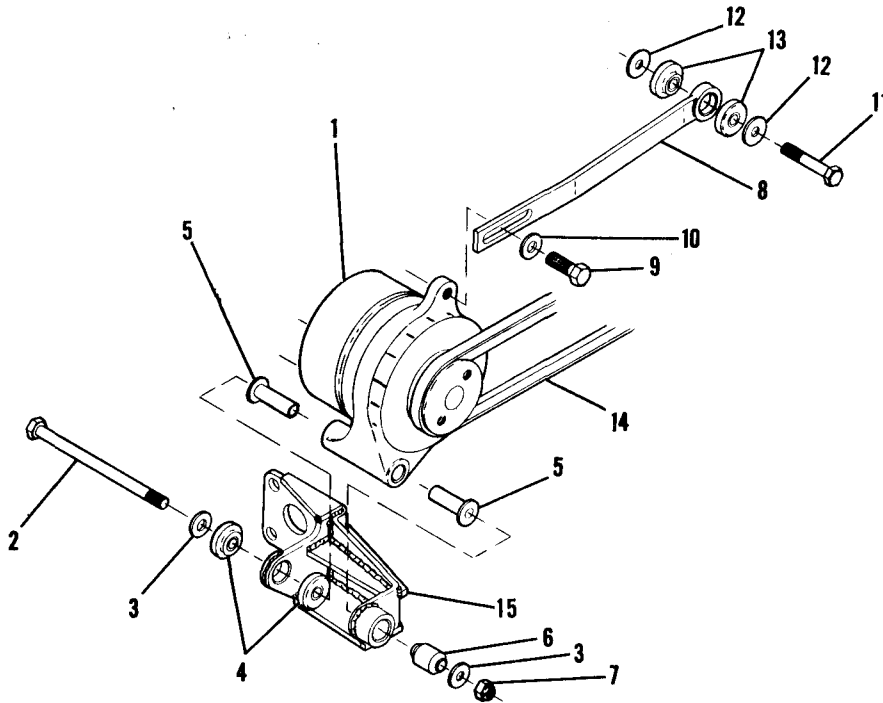
18255845 THRU 18260055

182 SERIAL 18255059 THRU 18260055

Figure 94. Map Light Installation

FIGURE AND INDEX NO.	PART NUMBER	DESCRIPTION	UNITS PER ASSY	USABLE ON CODE
		1 2 3 4 5 6 7		
94 -		MAP LIGHT INSTALLATION -----	NP	A
- 1	1270463-2-434	SHIELD-FRONT DOORPOST LH -----	1	B
- 2	0770725-2	SHIELD-FRONT DOORPOST LH WHEN EXHAUSTED USE 0770725-9 ---	1	D
	0770725-9	SHIELD-FRONT DOORPOST LH -----	1	E
	0770725-12	SHIELD-FRONT DOORPOST RH USED WITH POST LIGHTING ---	1	F
	0715007-1	SHIELD-FRONT DOORPOST LH -----	1	G
	0715007-4	SHIELD-FRONT DOORPOST RH USED WITH POST LIGHTING ---	1	G
- 3	0713029	SWITCH -----	1	B
- 4	S1501-1	SWITCH -----	1	C
		ATTACHING PARTS -----		
- 5	AN515-3R6	SCREW -----	2	
- 6	AN340-3	NUT -----	2	
		-----*		
	1470089-10-532	MAP LIGHT ASSEMBLY -----	1	B
	1470089-14	MAP LIGHT ASSEMBLY -----	1	C
		ATTACHING PARTS -----		
- 6A	AN935-3L	WASHER -----	2	
- 7	AN970-3	WASHER -----	2	B
- 8	AN960-10L	WASHER -----	1	C
- 8A	AN970-3	WASHER -----	2	
- 9	MS21044N3	NUT -----	1	
		-----*		
-10	S1876-1	LAMP-CLEAR GE -----	1	
-11	1816TR	LAMP-RED GE -----	1	C
-12	1924	SOCKET SHMI -----	1	B
-13	1D1-757	SOCKET ASSEMBLY ISES -----	1	C
-14	1470089-6	RETAINER-LENS -----	1	B
-15	0700148-1	HOOD ASSEMBLY -----	1	
-16	1470089-8	LENS -----	1	
-17	AN520-6-8	SCREW-ADJUSTMENT -----	1	
-18	MS35489-4	GROMMET -----	1	
		NOTE. THIS PART NUMBER MUST HAVE A SECOND DASH NUMBER ADDED TO DENOTE COLOR. REFER TO HOW TO ORDER INTERIOR PARTS-PAGE XIII.		
		A---182 SERIAL 18255059 THRU 18260055 A182 SERIAL A182-0001 THRU A182-0116		
		B---182 SERIAL 18255059 THRU 18255844		
		C---182 SERIAL 18255845 THRU 18260055 A182 SERIAL A182-0001 THRU A182-0116		
		D---182 SERIAL 18255845 THRU 18256684		
		E---182 SERIAL 18256685 THRU 18258505 A182 SERIAL A182-0001 THRU A182-0096		
		F---182 SERIAL 18257626 THRU 18260055 A182 SERIAL A182-0057 THRU A182-0116		
		G---182 SERIAL 18258506 THRU 18260055 A182 SERIAL A182-0097 THRU A182-0116		

Electrical Equipment (Cont)



182 SERIAL 18257446 & ON

Figure 95. Shock Mounted Alternator Installation

FIGURE AND INDEX NO.	PART NUMBER	DESCRIPTION	UNITS PER ASSY	USABLE ON CODE
95 -		1 2 3 4 5 6 7		
- 1	C611501-0102	SHOCK MOUNTED ALTERNATOR INSTALLATION	NP	A
- 2	AN5-52A	ALTERNATOR ASSEMBLY 60 AMP	1	
- 3	S1450-5H14-063	ATTACHING PARTS	2	
- 4	J9534-20	BOLT	1	
- 5	1250214-1	WASHER	2	
- 6	J2005-2	BUSHING RUBBER LO	2	
- 7	NAS679A5	BUSHING	2	
- 8	1250215-1	MOUNT-BONDED LO	1	
- 9	0750220-1	NUT	1	
- 10	S1450-6-14-080	ADJUSTING ARM ASSEMBLY-ALTERNATOR	1	
- 11	MS20074-05-22	ATTACHING PARTS	1	
- 12	S1450-5H14-040	BOLT	1	
- 13	J9534-20	WASHER	1	
- 14	S1597-1-30.8	BUSHING-RUBBER LO	2	
- 15	1250213-1	BELT-ALTERNATOR	1	
	1250213-5	SUPPORT ASSEMBLY-ALTERNATOR WEU 1250213-5	1	B
		SUPPORT ASSEMBLY-ALTERNATOR	1	B
		NOTE. *WHEN INITIALLY ORDERING THIS PART FOR AIRPLANES PRIOR TO SERIAL 18260873 & A182-0137 ALSO ORDER 0750233-1 THROTTLE CONTROL BRACKET.		
		A---182 SERIAL 18257446 & ON A182 SERIAL A182-0001 & ON		
		B---182 SERIAL 18260873 & ON A182 SERIAL A182-0137 & ON		

NUMERICAL INDEX





PART NUMBER	FIGURE AND INDEX NO.	PART NUMBER	FIGURE AND INDEX NO.	PART NUMBER	FIGURE AND INDEX NO.
.5002DIA X1 1/8	60 - 4	AN24-13A	49A-24	AN3-21A	79 -26
.5002X1 1/8	58 -22	AN24-13A	49A-25	AN3-24A	52A-29
ANB-MC1	89A-70	AN24-13A	49B-23	AN3-24A	52B-25
ANB-MC1	89B-47	AN24-13A	49B-24	AN3-3A	16 - 8
ANB-MC1	89C-57	AN24-13A	49C-23	AN3-3A	23A-52
AN123883	86 -57	AN24-13A	49C-24	AN3-3A	23A-53
AN155B16S	79 - 4	AN24-14	77 -20	AN3-3A	23A-54
AN155B32L	76 - 6	AN24-14	77 -53	AN3-3A	23A-54
AN155B32L	76 -13	AN24-16	49 -26	AN3-3A	25 -10
AN155B32L	76A- 5	AN24-16A	49A-26	AN3-3A	29 -13
AN155B32L	76A-12	AN24-16A	49B-25	AN3-3A	29 -14
AN155B32S	74 -12	AN24-16A	49C-25	AN3-3A	29 -15
AN155B32S	74A-37	AN24-28A	50 -12	AN3-3A	29 -16
AN155B32S	76 -20	AN2552-3A	90 -24	AN3-3A	31 -18
AN155B32S	76A-16	AN256-10	79 -32	AN3-3A	31A-18
AN155B32S	77 - 8	AN256-8	74 -48	AN3-3A	62 -13
AN155B32S	79 - 5	AN3-10A	10 - 7	AN3-3A	62 -41
AN155B32S	80 - 6	AN3-10A	15A-43	AN3-3A	71 -19
AN155B8S	78 - 3	AN3-10A	51B-13	AN3-3A	71A-20
AN155B8S	79C-37	AN3-10A	51B-21	AN3-3A	76B-31
AN161-32LL	76 - 7	AN3-10A	52A-14	AN3-3A	78 - 4
AN161-32LL	76 -12	AN3-10A	52A-35	AN3-3A	79 -39
AN161-32LL	76A- 6	AN3-10A	52B-18	AN3-3A	80 -28
AN161-32LL	76A-11	AN3-10A	52B-31	AN3-3A	88 -20
AN161-8LS	79C-38	AN3-10A	67 - 5	AN3-3A	88A-20
AN165-22RS	77 - 9	AN3-10A	71 -16	AN3-3A	88B-15
AN173-12A	34 - 7	AN3-10A	71A-17	AN3-3A	88C-13
AN173-12A	34 - 8	AN3-10A	72 -26	AN3-3A	90 - 3
AN173-12A	34 -15	AN3-10A	78 -16	AN3-3A	90 -73
AN173-12A	79B-29	AN3-10A	78 -19	AN3-31A	37 - 9
AN175-6A	17 -16	AN3-10A	78 -31	AN3-4A	10 -26
AN175-7A	17 -18	AN3-10A	79 -36	AN3-4A	16 -18
AN175-7A	17A-18	AN3-10A	79B-23	AN3-4A	48 -30
AN21-10	74 -23	AN3-10A	79C-33	AN3-4A	49 -57
AN21-10	74A-45	AN3-11	52A- 3	AN3-4A	49A-59
AN21-10	76 - 2	AN3-11A	10 - 2	AN3-4A	49B-58
AN21-10	76 -19	AN3-11A	48 -26	AN3-4A	49C-57
AN21-10	77 - 3	AN3-11A	51 -36	AN3-4A	50 - 5
AN227-6	52C- 8	AN3-11A	52 - 1	AN3-4A	51A-83
AN227-7	52C- 8	AN3-11A	52B- 4	AN3-4A	51A-87
AN23-10	80 - 8	AN3-11A	62 -24	AN3-4A	51B-32
AN23-10A	77 - 6	AN3-11A	67 -12	AN3-4A	51B-36
AN23-10A	77 -27	AN3-11A	72 -17	AN3-4A	51E-98C
AN23-10A	80 - 3	AN3-11A	74 -46	AN3-4A	51F-98
AN23-12	76B-38	AN3-11A	79 -11	AN3-4A	52C- 2
AN23-15A	49 -20	AN3-11A	79C-16	AN3-4A	56 - 7A
AN23-15A	49A-20	AN3-11A	89 - 3	AN3-4A	58A- 7
AN23-15A	49B-19	AN3-11A	89 -3A	AN3-4A	63 -70
AN23-15A	49C-19	AN3-11A	89A- 6	AN3-4A	65 - 8
AN23-15A	51A-18	AN3-11A	89A- 9	AN3-4A	65 -14
AN23-15A	52A-18	AN3-11A	89B-69	AN3-4A	65A- 4
AN23-15A	52B-22	AN3-11A	89B-74	AN3-4A	65A- 9
AN23-16	49 - 2	AN3-12A	89C-72	AN3-4A	72 -12
AN23-16A	51A- 2	AN3-12A	89C-78	AN3-4A	79 -62
AN23-16A	51B- 3	AN3-13A	51B-21D	AN3-4A	79C-43
AN23-19	33 - 5	AN3-13A	71 -32	AN3-4A	89 - 3
AN23-19	33A- 5	AN3-13A	71A-33	AN3-4A	89 - 3
AN23-19A	49 -33	AN3-13A	79C-48	AN3-4A	89B-69
AN23-19A	49 -51A	AN3-13A	89B-16	AN3-4A	89C-73
AN23-19A	49A- 2	AN3-13A	89C-15	AN3-4A	89C-84
AN23-19A	49A-33	AN3-14A	72 -31	AN3-5A	31 -16
AN23-19A	49B- 2	AN3-15A	56 -19	AN3-5A	31A-16
AN23-19A	49B-32	AN3-15A	87 - 4	AN3-5A	62 -22A
AN23-19A	49C- 2	AN3-16A	76B-40B	AN3-5A	63 -68
AN23-19A	49C-32	AN3-16A	79B-40	AN3-5A	71 -25
AN23-19A	51A-70	AN3-17A	51B-21C	AN3-5A	71 -35
AN23-19A	51A-81A	AN3-17A	51D- 2	AN3-5A	71A-36
AN23-19A	51C-18	AN3-17A	51E- 2	AN3-5A	76B-45
AN23-20A	51D-89	AN3-17A	51F- 2	AN3-5A	79C-20
AN23-20A	51E-93	AN3-17A	76 - 9	AN3-5A	79C-24
AN23-20A	51F-80	AN3-20A	18 - 7	AN3-5A	86 - 9
AN24-13	49 -24	AN3-21A	18 - 4	AN3-5A	89B-31
AN24-13	49 -25	AN3-21A	76 -45	AN3-6	79 -32B
AN24-13	77 -15	AN3-21A	76A-45	AN3-6A	44 - 5

PART NUMBER	FIGURE AND INDEX NO.
AN3-6A	62 -30
AN3-6A	71A-26
AN3-6A	71A-31B
AN3-6A	75 - 9A
AN3-6A	78 -12
AN3-6A	79 -18
AN3-6A	79 -34
AN3-6A	79B-19
AN3-6A	90 -18
AN3-60A	66 -38
AN3-67A	66 -35
AN3-7A	9 - 9
AN3-7A	62 -19
AN3-7A	76 - 3
AN3-7A	76A- 2
AN3-7A	76A- 8
AN3-7A	79C-28
AN3H3A	35 -36B
AN3H3A	35A-40B
AN310-3	35 -45
AN310-3	35A-49
AN310-3	74A-37A
AN310-3	76B-40
AN310-3	80 - 4
AN310-3	80 - 9
AN310-4	35 -33
AN310-4	35 -41
AN310-4	35A-36
AN310-4	35A-45
AN310-4	67 -18
AN310-4	79 -55
AN310-5	33 -11
AN310-5	33 -23
AN310-5	33A-12
AN310-5	33A-24
AN310-5	74 -31
AN310-5	74 -43
AN310-5	74A-25
AN315-3R	62 -21A
AN315-3R	80 -33
AN316-4	67 - 3
AN316-4R	9 -12
AN316-4R	10 - 6
AN316-4R	67 -15
AN316-4R	73 - 3
AN316-4R	79B-21
AN316-4R	79B-43
AN316-5R	60 -21
AN316C5R	51C-25
AN320-1	74 -25
AN320-1	74A-45
AN320-1	76 - 2
AN320-1	76 -19
AN320-1	77 - 4
AN320-3	33 - 5
AN320-3	33A- 5
AN320-4	77 -16
AN320-4	77 -21
AN320-4	77 -54
AN320C3	15 -56
AN320C3	78 -28
AN340-3	94 - 6
AN340-4	79 -69
AN340-4	79 -74
AN340-4	79B-16
AN340-4	79C-14
AN340-4	90A- 9
AN340-4	90A-14
AN340-4	90A-19
AN340-4	91A- 7
AN340-6	53A-24
AN340-6	53C-29
AN340-6	91 -21
AN340-8	56 -48

PART NUMBER	FIGURE AND INDEX NO.
AN340-8	64B-36
AN340-8	64C-11
AN340B6	53 -16
AN340B6	53 -17
AN340B6	53 -18
AN340B6	53 -34
AN340B6	53 -35
AN340B6	53 -36
AN340B6	53 -37
AN340B6	53G-23
AN340B6	53J-69
AN340B6	53L-72
AN340B6	53N-75
AN340B6	53Q-83
AN340B6	76B- 1
AN340B6	81 - 1
AN340B6	81 - 2
AN340B6	81 - 3
AN340B8	53 -10
AN340B8	53 -54
AN340B8	53A-15
AN340B8	53A-57
AN340B8	53C-20
AN340B8	53C-65
AN340B8	53E-22
AN340B8	53E-99
AN340B8	53G-23
AN340B8	53G-96
AN340B8	53J-37
AN340B8	53J-70
AN340B8	53L-38
AN340B8	53L-73
AN340B8	53N-41
AN340B8	53N-76
AN340B8	53Q-47
AN340B8	53Q-84
AN345-10	89C-49
AN355-8	58 -21
AN355-8	60 - 3
AN363-624	58 -26
AN365-428	40A-14
AN4-10A	76 -22
AN4-10A	77 -24
AN4-10A	77 -36
AN4-10A	77 -40
AN4-10A	80 -18
AN4-10A	80 -23
AN4-11A	13 - 1
AN4-11A	14 - 1
AN4-11A	14A- 1
AN4-11A	15 - 1
AN4-11A	15 -40
AN4-11A	15A- 1
AN4-11A	15A-59
AN4-11A	52 -18
AN4-11A	62 -34
AN4-11A	76 -35
AN4-11A	76A-34
AN4-12A	14 - 2
AN4-12A	31 -29
AN4-12A	31A-33
AN4-12A	52A-22
AN4-12A	52B-42
AN4-12A	77 -11
AN4-12A	77 -43
AN4-13A	40 - 4
AN4-13A	48 - 4
AN4-13A	52 - 7
AN4-13A	52D- 3
AN4-14A	31 -33
AN4-14A	31A-37
AN4-14A	36 - 3
AN4-14A	51 -18
AN4-14A	51A-37

PART NUMBER	FIGURE AND INDEX NO.
AN4-14A	51C-33
AN4-14A	84 - 3
AN4-15A	79 -54
AN4-15A	79 -63A
AN4-17A	52D- 7
AN4-22A	36A- 9
AN4-22A	80 -12
AN4-23A	52A-25
AN4-23A	52B-45
AN4-3A	21 -23
AN4-31	35 -30
AN4-31	35 -38
AN4-31	35A-33
AN4-31	35A-42
AN4-31A	77 -47
AN4-35A	79 -63
AN4-36A	40A-12
AN4-37A	37A-10
AN4-4A	52 - 2
AN4-4A	90 - 6
AN4-4A	90 -17
AN4-4A	90 -19
AN4-42A	9 - 2
AN4-42A	76 -39
AN4-42A	76A-39
AN4-5	52A- 4
AN4-5	67 -17
AN4-5A	48 -33
AN4-5A	49A-55
AN4-5A	49B-53
AN4-5A	49C-52
AN4-5A	50 - 8
AN4-5A	51E-98A
AN4-5A	51F-93
AN4-5A	52 -15
AN4-5A	52A- 1
AN4-5A	52B- 1
AN4-5A	52B- 6
AN4-5A	90 -64B
AN4-56A	79 -31
AN4-56A	79 -47
AN4-6A	12B- 1
AN4-6A	26 - 6A
AN4-6A	49 -53
AN4-6A	52C-18
AN4-6A	52D-18
AN4-6A	56 -11
AN4-6A	84A-32
AN4-6A	90 -19
AN4-7	33 - 5
AN4-7	33A- 5
AN4-7A	15 -41
AN4-7A	15A-60
AN4-7A	26 - 6B
AN4-7A	56 - 9
AN4022-1	63 -39
AN4022-1	85 - 1
AN4022-1	85 - 2
AN4022-1	85 - 4
AN4022-1	85 - 6
AN4023-1	62 -50
AN4078-1	86 - 7
AN415-2	30 - 6
AN415-2	30 -21
AN42B4A	56 - 7
AN486-4	67 - 4
AN486-4	79B-41
AN5-10A	33 - 3
AN5-10A	33A- 3
AN5-11A	76A-18
AN5-11A	77 -30
AN5-12A	76 -30
AN5-12A	79 -14
AN5-13A	76 -24

PART NUMBER	FIGURE AND INDEX NO.	PART NUMBER	FIGURE AND INDEX NO.	PART NUMBER	FIGURE AND INDEX NO.
AN5-13A	76A-22	AN507-632R12	53C-29	AN507B632R12	53Q-83
AN5-13A	76A-29	AN507-632R14	3 -51	AN507B632R12	53Q-90B
AN5-16A	35A-13	AN507-632R3	53B-17	AN507B632R12	53Q-91
AN5-16A	74 - 4	AN507-632R3	53D- 8	AN507B632R12	54 - 9
AN5-17A	35A-13	AN507-632R3	53F- 8	AN507B632R12	55 -16
AN5-17A	39B-20	AN507-632R3	53H- 8	AN507B632R12	81 - 1
AN5-21A	39B-20	AN507-632R3	54 -18	AN507B632R12	81 - 2
AN5-22A	39 -13	AN507-632R3	86 - 5	AN507B632R12	81 - 3
AN5-22A	39A-13	AN507-632R4	19 -16	AN507B632R12	87 - 7
AN5-25A	39 -13	AN507-632R6	61A-11	AN507B632R12	90 -15
AN5-27A	35 - 7	AN507-632R6	61B-13	AN507B632R16	53 -33
AN5-3A	16 - 8	AN507-632R8	3 -45	AN507B632R4	53C-43
AN5-31A	33 - 2	AN507-632R8	3 -50	AN507B632R4	53E-43
AN5-31A	33A- 2	AN507-640R4	81 -23	AN507B632R4	53G-44
AN5-33A	35 - 4	AN507-832R12	89B- 6	AN507B632R4	53J-92A
AN5-34A	33A-29	AN507-832R12	89C- 6	AN507B632R6	53Q-91A
AN5-35A	37B- 3	AN507-832R12	91A-11	AN507B632R7	53E-95
AN5-35A	40A-12	AN507-832R14	49 - 6	AN507B632R7	53G-90
AN5-47	33 -10	AN507-832R14	49A- 8	AN507B832R14	57B-16
AN5-47A	33 -18	AN507-832R14	49B- 8	AN507B832R24	53 -10
AN5-5B6R12	53C-20	AN507-832R14	49C- 8	AN507B832R24	53A-15
AN5-51A	33 -18A	AN507-832R14	51A- 6	AN507B832R24	53C-20
AN5-51A	35A- 8	AN507-832R14	52A-17	AN507B832R24	53E-22
AN5-51A	33 -18	AN507-832R14	52B-21	AN507B832R24	53G-23
AN5-52A	95 - 2	AN507-832R4	81 -50	AN507B832R24	53J-70
AN5-55	33A-10	AN507-832R6	3 -53	AN507B832R24	53L-73
AN5-56A	33A-18	AN507-832R6	11 -16	AN507B832R24	53N-76
AN5 -6A	12 - 1	AN507-832R6	11 -16	AN507B832R24	53Q-84
AN5-6A	12 - 7	AN507-832R6	17 -10	AN507B832R24	57A- 5A
AN5-6A	12A- 1	AN507-832R6	17 -63	AN507B832R8	57A- 5
AN5-6A	17A-16	AN507-832R6	17A-65	AN507B832R8	57B- 5
AN5-7A	6 -12	AN507-832R6	21 -24	AN507DD440R8	89B-23
AN5-7A	6A-14	AN507-832R6	44 -13	AN507DD440R8	89C-22
AN5-7A	12B- 2	AN507-832R6	74 -65	AN5078R8	3 -33
AN5-7A	56 -39B	AN507-832R7	74B-21	AN507832R6	74A-17B
AN500-10-10	82 -22	AN507-832R8	23A-26	AN507832R7	74A-17B
AN500-10-10	82A-25	AN507-832R8	41 - 3	AN509-10R12	28 - 9
AN500-8-8	64B- 3	AN507-832R8	42 - 3	AN509-10R14	41 - 1
AN500A10-8	64C- 2	AN507-832R8	89B-10	AN509-10R14	41A- 1
AN500A8-4	51B- 2	AN507B1032R16	53 -30	AN509-10R14	42 - 1
AN500A8-4	51D- 1	AN507B1032R16	87 -37	AN509-10R14	42A- 1
AN500A8-7	8 -22	AN507B1032R16	87 -39	AN509-10R14	90 -25
AN500B8-6	57B- 7	AN507B63RR12	53C-69	AN509-10R17	47A- 9
AN501A10-10	60 -15	AN507B63RR12	53E-31	AN509-10R17	47B- 9
AN502-10-14	64B-43	AN507B632-6	53C-99A	AN509-10R17	47C-11
AN502-10-6	40 -21	AN507B632-6	53L-83	AN509-10R23	15A-43
AN503-8-10	64 -23	AN507B632-6	53N-86	AN509-10R29	15 -15
AN503-8-10	64B-33	AN507B632R12	53 - 7	AN509-10R31	13 -13
AN503-8-12	64C- 8	AN507B632R12	53 - 9	AN509-10R4	8 - 5
AN503-8-16	64B-35	AN507B632R12	53 -16	AN509-10R6	8 -33
AN503-8-16	64C-10	AN507B632R12	53 -17	AN509-10R6	8 -42
AN503-8-8	64C- 5	AN507B632R12	53 -18	AN509-10R8	39B-10
AN504-8R8	40 - 9	AN507B632R12	53 -34	AN509-10R8	41A-15
AN507-1032R12	41 - 1	AN507B632R12	53 -35	AN509-10R8	42A-13
AN507-1032R12	41A- 2	AN507B632R12	53 -36	AN509-10R8	68B-11
AN507-1032R12	42 - 1	AN507B632R12	53 -37	AN509-416R12	14 -30
AN507-1032R12	42A- 2	AN507B632R12	53 -58	AN509-416R12	14A-50
AN507-1032R12	69A-15B	AN507B632R12	53A-25	AN509-416R13	14 -29
AN507-1032R14	56 -25	AN507B632R12	53A-68	AN509-416R13	14A-51
AN507-1032R6	74 -77	AN507B632R12	53C-30	AN509-8R14	82A-11A
AN507-1032R6	74B- 4	AN507B632R12	53C-73	AN509-8R7	53J-33
AN507-1032R8	41 - 3	AN507B632R12	53E-33	AN509-8R7	53L-33
AN507-1032R8	42 - 3	AN507B632R12	53G-23	AN509-8R7	53N-34
AN507-1032R8	75 -19	AN507B632R12	53G-32	AN510B4R6	57B-14
AN507-428R7	8 -34	AN507B632R12	53G-34	AN515-10R8	73 -18
AN507-428R7	8 -43	AN507B632R12	53J-69	AN515-10R8	84A- 1
AN507-440R4	53B-18	AN507B632R12	53J-79	AN515-2R10	74B-19
AN507-6R8	90 -75	AN507B632R12	53J-81	AN515-2R8	74B-15
AN507-632R10	55 -10	AN507B632R12	53L-72	AN515-3R6	94 - 5
AN507-632R12	3 -38	AN507B632R12	53L-82	AN515-4-9	79 -52B
AN507-632R12	3 -51	AN507B632R12	53L-84	AN515-4R10	45A-34
AN507-632R12	43 -24	AN507B632R12	53N-75	AN515-4R10	45B-25
AN507-632R12	43A- 6	AN507B632R12	53N-85	AN515-4R10	79 -74
AN507-632R12	53A-24	AN507B632R12	53N-87	AN515-4R12	79 -69

PART NUMBER	FIGURE AND INDEX NO.
AN515-4R12	79B-14
AN515-4R12	79C-12
AN515-4R4	53 -58
AN515-4R4	62 -51
AN515-4R4	90 - 9A
AN515-4R4	90A- 8
AN515-4R5	45A-32
AN515-4R5	45B-23
AN515-4R6	90A- 4
AN515-4R6	90A-12
AN515-4R6	90A-18
AN515-4R8	74B-28
AN515-6R10	9 -33
AN515-6R10	13 -34
AN515-6R10	41 -21
AN515-6R10	42 -20
AN515-6R10	70 -34
AN515-6R10	88C- 4
AN515-6R12	88 - 6
AN515-6R12	88A- 6
AN515-6R12	88C- 4
AN515-6R4	79A-12
AN515-6R5	53A-67
AN515-6R5	74 -39
AN515-6R6	3 -63
AN515-6R6	9 -33
AN515-6R6	13 -34
AN515-6R6	13 -34
AN515-6R6	16 -21
AN515-6R6	19 -20
AN515-6R6	19 -25
AN515-6R6	31 -27C
AN515-6R6	31A-31
AN515-6R6	41 -21
AN515-6R6	42 -20
AN515-6R6	53E-32
AN515-6R6	53G-33
AN515-6R6	53J-80
AN515-6R6	53N-71
AN515-6R6	53N-72
AN515-6R6	53Q-79
AN515-6R6	74A-55
AN515-6R6	74B-23
AN515-6R6	79 -71
AN515-6R6	79A- 7
AN515-6R6	88C- 2
AN515-6R6	88C- 4
AN515-6R6	89A-49
AN515-6R7	92A-16
AN515-6R8	47C- 2
AN515-6R8	47C-13
AN515-6R8	53Q- 4
AN515-6R8	71A-54
AN515-6R8	74 -69
AN515-6R8	74A-16
AN515-6R8	74B-28
AN515-6R8	74C-26
AN515-6R8	79 -66
AN515-6R8	91 -19
AN515-6R8	92A-16
AN515-8-10	69A-28
AN515-8-8	89C- 9
AN515-8R10	54 - 3
AN515-8R10	56 -47
AN515-8R10	90 -62
AN515-8R11	92A-24
AN515-8R12	54 - 3
AN515-8R12	56 -39
AN515-8R12	76 -50
AN515-8R12	76A-50
AN515-8R12	79 - 9
AN515-8R14	52C-10
AN515-8R16	56 -36
AN515-8R24	3 -23

PART NUMBER	FIGURE AND INDEX NO.
AN515-8R24	91A-20
AN515-8R32	84A-34
AN515-8R4	33 -35
AN515-8R4	39 -23
AN515-8R4	39 -73
AN515-8R4	39A-22
AN515-8R4	39A-61
AN515-8R4	39B-31
AN515-8R4	39B-72
AN515-8R4	70 -16
AN515-8R5	23A-70
AN515-8R5	25 - 3B
AN515-8R6	3 -25
AN515-8R6	8 -31
AN515-8R6	12 -47
AN515-8R6	15A-66
AN515-8R6	20 -22
AN515-8R6	25 -70
AN515-8R6	39 - 9
AN515-8R6	39A- 9
AN515-8R6	47B-26
AN515-8R6	47C-32
AN515-8R6	51D-85
AN515-8R6	51E-88
AN515-8R6	51F-73
AN515-8R6	75 - 7
AN515-8R6	81 -52
AN515-8R6	90 -60
AN515-8R6	92 - 1
AN515-8R6	92 -13
AN515-8R7	25 -61
AN515-8R7	25 -62
AN515-8R7	25 -76
AN515-8R7	52C- 6
AN515-8R7	55A- 3
AN515-8R7	76B-36
AN515-8R7	79B-33
AN515-8R7	79B-34
AN515-8R8	3 -31
AN515-8R8	3 -31
AN515-8R8	8 -21
AN515-8R8	11 -21
AN515-8R8	12 - 8
AN515-8R8	44 -19
AN515-8R8	52D- 2
AN515-8R8	56 -30
AN515-8R8	61B-51G
AN515-8R8	61C-77
AN515-8R8	68 - 3
AN515-8R8	68A- 3
AN515-8R8	69 -12
AN515-8R8	69A-12
AN515-8R8	74A-50
AN515-8R8	76B-28
AN515-8R8	89A-66
AN515-8R8	91A- 3
AN515-8R8	92A- 1
AN515-8R8	92A-21
AN515-8R8	63 -17
AN515B6R12	53A-23
AN515B6R12	53E-20
AN515B6R12	53G-11
AN515B6R12	53G-12
AN515B6R12	53G-18
AN515B6R12	53G-21
AN515B6R12	53G-30
AN515B6R12	53G-31
AN515B6R12	53J-57
AN515B6R12	53J-58
AN515B6R12	53J-59
AN515B6R12	53J-67
AN515B6R12	53J-77
AN515B6R12	53J-78
AN515B6R12	53L-60

PART NUMBER	FIGURE AND INDEX NO.
AN515B6R12	53L-61
AN515B6R12	53L-62
AN515B6R12	53L-70
AN515B6R12	53L-80
AN515B6R12	53L-81
AN515B6R12	53N-63
AN515B6R12	53N-64
AN515B6R12	53N-65
AN515B6R12	53N-73
AN515B6R12	53N-74
AN515B6R12	53N-75
AN515B6R12	53N-83
AN515B6R12	53N-84
AN515B6R12	53Q-71
AN515B6R12	53Q-72
AN515B6R12	53Q-73
AN515B6R12	53Q-81
AN515B6R12	53Q-82
AN515B6R12	53Q-83
AN515B6R12	53Q-91B
AN515B6R12	53Q-91C
AN515B6R12	88B-32
AN515B6R12	88C-29
AN515B6R16	53A-10E
AN515B6R16	53C-15
AN515B6R16	53C-57
AN515B6R16	53E-16
AN515B6R16	53G-17
AN515B6R16	53J-64
AN515B6R16	53L-67
AN515B6R16	53N-70
AN515B6R16	53Q-78
AN515B6R16	76B- 1
AN515B6R6	53 -48
AN515B6R6	53A-54
AN515B6R6	53C-62
AN515B632R12	56 -32
AN515B8R12	53Q-68
AN515B8R16	53A-49
AN515B8R20	53 -44
AN515B8R8	53Q-67
AN520-10P20	47C-14
AN520-10RB	51A-41
AN520-10R10	8 -27
AN520-10R10	33 -30
AN520-10R10	39 -40
AN520-10R10	39 -40
AN520-10R10	39 -44
AN520-10R10	39 -44
AN520-10R10	39 -45
AN520-10R10	39 -50
AN520-10R10	39 -63
AN520-10R10	39A-36
AN520-10R10	39A-38
AN520-10R10	39A-42
AN520-10R10	47A-12
AN520-10R10	47B-12
AN520-10R10	89A-64
AN520-10R12	39B-43
AN520-10R12	46 - 4
AN520-10R12	88 -50
AN520-10R14	56 -39
AN520-10R16	39A-54
AN520-10R16	39B-57
AN520-10R16	81 -31
AN520-10R20	46 - 4
AN520-10R20	47D-21
AN520-10R26	67 -10
AN520-10R28	70 -13
AN520-10R5	39 -40
AN520-10R5	39 -44
AN520-10R5	39 -57
AN520-10R6	33 -31A
AN520-10R6	39B-37



PART NUMBER	FIGURE AND INDEX NO.	PART NUMBER	FIGURE AND INDEX NO.	PART NUMBER	FIGURE AND INDEX NO.
AN520-10R6	68B- 4	AN525-10R7	89A-51	AN6227B26	35 -10
AN520-10R6	68B- 5	AN525-10R8	18 -21	AN6227B26	35A- 6
AN520-10R6	68B- 5	AN525-10R8	24 -17	AN6227B3	38B-10
AN520-10R6	88 - 8	AN525-10R8	41 -37	AN6227B32	35 -23
AN520-10R6	88A- 8	AN525-10R8	41A-48	AN6227B32	35A-26
AN520-10R6	90 -68	AN525-10R8	84A-24	AN6227B42	60 -25
AN520-10R7	56 -59	AN525-8R7	90 - 9A	AN6227B5	35 -13
AN520-10R7	58 -14	AN525-832R10	53Q-59	AN6227B5	35A- 7
AN520-10R7	89 -18	AN525-832R10	53Q-65	AN6227B51	60 -40
AN520-10R7	90 -76	AN525-832R6	39B-47	AN6227B6	38 - 3
AN520-10R8	4 -37	AN525-832R6	82A-39B	AN6227B6	38 - 8
AN520-10R8	4 -38	AN525-832R7	12 - 8	AN6227B6	86 -48
AN520-10R8	4A-38	AN525-832R7	12 -41	AN6227B7	38 - 3
AN520-10R8	4A-39	AN525-832R7	12A-43	AN6227B7	38 - 8
AN520-10R8	4B-37	AN525-832R7	12B- 7	AN6227B8	73 - 8
AN520-10R8	4B-38	AN525-832R7	12B-41	AN6230B2	40 -13
AN520-10R8	27 - 6	AN525-832R7	14 -42	AN6230B2	40A-21
AN520-10R8	39 -44	AN525-832R7	14A-54	AN6230B20	36 - 8
AN520-10R8	39 -58	AN525-832R7	41A-31	AN6230B25	60 -26
AN520-10R8	51D-31	AN525-832R7	42A-30	AN6230B28	40 - 1
AN520-10R8	51D-63	AN525-832R7	44 -10B	AN6230B3	35 -16
AN520-10R8	51E-32	AN525-832R7	92A-21	AN6230B3	35A-19
AN520-10R8	51E-65	AN525-832R8	3 -31	AN6230B3	40 -14
AN520-10R8	51F-31	AN525-832R8	17A-76	AN6230B6	35 -25
AN520-10R8	51F-58	AN525-832R8	53Q-58	AN6230B6	35A-28
AN520-10R8	56 -61	AN525-832R8	89 - 7	AN6230B6	60 - 5
AN520-10R8	61A-49	AN525-832R8	89A-18	AN7-20A	3 - 4
AN520-10R8	61B-52	AN525-832R8	89B-53	AN7-33A	63 - 6
AN520-10R8	68B- 6	AN525-832R8	89C-40	AN7-40A	90 -37
AN520-10R8	78 -24	AN530-6R10	32 - 4	AN735-9	80 -29
AN520-10R8	84A-22	AN535-0-2	64 -20	AN735D20	56 -46
AN520-10R8	88 -50	AN545-6R4	30 -15	AN735D36	88A-57
AN520-10R8	88A-57	AN565B2-3	53J-91	AN735D36	88B-52
AN520-10R8	88B-52	AN565B2-3	53L-90A	AN737RM30	82 - 2
AN520-10R8	89C-49	AN565B2-3	53N-92A	AN737RM30	82A- 2
AN520-10R8	90 -43	AN565B2-3	53Q-95	AN737TW46	69 -22B
AN520-10R8	90 -66	AN565B2H3	53J-91	AN741-18P	62 -24
AN520-10R9	43 -12	AN565B2H3	53L-90A	AN741TD7	84A-31
AN520-10R9	43A-25	AN565B2H3	53N-92A	AN742D12	63 -15
AN520-416R6	58 -36	AN565B2H3	53Q-95	AN742D12	90 -43
AN520-416R8	90 -19	AN565B4-2	74B- 5	AN742D3	62 -11
AN520-416R8	90 -50	AN565B4-2	74C-13	AN742D3	62 -12
AN520-6-8	94 -17	AN565D6-3	73 -17	AN742D3	84A-34
AN520-6R10	88B- 6	AN565D6H3	79A- 4	AN742D3	89B-30
AN520-6R10	88B- 8	AN565D832H3	79 -56	AN742D3	89C-27
AN520-6R6	53E-18	AN6-15A	79 -48	AN742D32	86 - 8
AN520-6R6	53E-19	AN6-17A	39 -35	AN742D34	62 -42
AN520-6R6	53G-19	AN6-17A	39A-32	AN742D34	63 -15
AN520-6R6	53G-20	AN6-17A	39B-23	AN742D36	70 -22
AN520-6R6	53J-65	AN6-21A	39B-23	AN742D4	4 - 4
AN520-6R6	53J-66	AN6-23A	39 -15	AN742D4	4A- 4
AN520-6R6	53L-68	AN6-23A	39A-15	AN742D4	4B- 4
AN520-6R6	53L-69	AN6-24A	39 -15	AN742D4	62 -40
AN520-6R6	88B- 2	AN6-25A	62 - 3	AN742D4	81 -19
AN520-6R6	88B- 4	AN6-34A	62 - 2	AN742D4	92A-15
AN520-6R6	91A-15	AN6-6A	39 -35	AN742D5	79B-37
AN520-8R6	29 -53	AN6-6A	39 -56	AN742D50	63 -61
AN520-8R6	29A-41	AN6-6A	39A-46	AN742D50	70 -22
AN520-8R6	29B-46	AN6-6A	39B-49	AN742D6	79B-33
AN520-8R6	61C-48	AN6-7A	12 - 1	AN742D6	79B-34
AN520C5-4	89A-62	AN6-7A	12 - 4	AN742D7	81 -30
AN525-10R10	39A-56	AN6-7A	12A- 2	AN742D8	87 -15
AN525-10R10	39B-60	AN6DD51A	60 -11	AN743-12	71A-54
AN525-10R12	39A-57	AN6227-B9	64B-40	AN780-2	85 - 1
AN525-10R12	39B-59	AN6227-18	38 - 7	AN780-2	85 - 2
AN525-10R12	56 -65	AN6227B10	38A- 3	AN780-2	85 - 5
AN525-10R14	39B-66	AN6227B10	38A-13	AN780-2	85 - 6
AN525-10R14	58 - 7	AN6227B10	38B- 4	AN8-20A	11 - 4
AN525-10R16	39B-65	AN6227B10	86 -44	AN8-23A	3 - 1
AN525-10R18	43A-13	AN6227B13	60 -33	AN8-25A	11 - 2
AN525-10R20	56 -65	AN6227B20	38 - 7	AN80408	82 -18
AN525-10R22	75 -13	AN6227B22	38A- 5	AN80408	82A-21
AN525-10R6	75 -22	AN6227B22	38A-14	AN815-3D	71A- 4
AN525-10R7	89 -15	AN6227B22	38B- 3	AN815-3D	71A- 6

PART NUMBER	FIGURE AND INDEX NO.
AN815-3D	71A-9
AN815-3D	71A-11
AN815-3D	71A-13
AN815-3D	71A-46
AN815-3D	71A-49
AN815-3D	71A-53
AN815-4D	39-29
AN815-4D	71-6
AN815-4D	71-9
AN815-4D	71-13
AN815-4D	89A-26
AN815-4D	89B-87
AN815-6D	82-7
AN815-8D	82-11
AN815-8D	82-16
AN815-8D	82A-14
AN815-8D	82A-19
AN816-2D	53A-21
AN816-2D	53C-27
AN816-2D	53E-29
AN816-2D	53G-30
AN816-2D	53J-77
AN816-2D	53L-80
AN816-2D	53N-83
AN816-2D	82A-46
AN816-2D	85-8
AN816-2D	87-34
AN816-4D	39-26
AN816-4D	40A-30
AN816-4D	86-19
AN816-4D	88-35
AN816-4D	88A-41
AN816-4D	88A-42
AN816-4D	88B-26
AN816-4D	88B-29
AN816-4D	88C-20
AN816-4D	88C-27
AN816-4D	88C-55
AN816-4D	89A-29
AN816-4D	89B-77
AN816-4D	89C-89
AN816-6D	88-25
AN816-6D	88-33
AN816-6D	88A-18
AN816-6D	88B-27
AN816-6D	88C-6
AN816-6D	88C-18
AN816-6D	88C-40
AN818-2D	53Q-91B
AN821-4D	89C-95B
AN824-4D	89B-80
AN824-4D	89C-92
AN832-2D	62-8
AN832-2D	66-16
AN832-2D	85-17
AN833-2D	62-9
AN833-2D	62-43
AN833-2D	85-17
AN833-3D	39B-34
AN833-3D	71A-57
AN833-4D	39-26
AN834-2D	62-47
AN834-2D	63-40
AN837-4D	71-5
AN837-4D	71-13
AN837-4D	86-3
AN842-8	87-19
AN842-8	88-46
AN842-8	88A-53
AN842-8	88B-48
AN844-4D	88C-56
AN844-8	87-9
AN844-8	88-57
AN844-8	88A-64

PART NUMBER	FIGURE AND INDEX NO.
AN844-8	88B-59
AN900-10	62-42
AN900-6	63-65
AN901-5A	35-15
AN901-5A	35A-18
AN910-1	89B-2
AN910-1	89C-2
AN910-1D	81-36
AN911-1D	81-16
AN912-1D	87-33
AN912-1D	87-41
AN912-2	87-23
AN912-2	87-24
AN912-3	63-53
AN912-4	87-5
AN912-4D	88C-36
AN914-1D	39-26A
AN914-1D	39A-25
AN914-1D	40A-30
AN914-1D	71A-2
AN914-1D	84-9
AN915-2D	88-29A
AN915-2D	88A-28
AN916-1D	81-15
AN919-2D	39A-26
AN921-4D	71-1
AN921-4D	71-2
AN921-4D	73-11
AN924-10D	88C-31
AN924-2D	62-8
AN924-2D	62-9
AN924-2D	62-43
AN924-2D	62-49
AN924-2D	63-40
AN924-2D	66-17
AN924-2D	85-17
AN924-3D	39B-34
AN924-3D	71A-56
AN924-4	63-87
AN924-4D	39-28
AN924-4D	71-1
AN924-4D	71-2
AN924-4D	71-5
AN924-4D	71-13
AN924-4D	73-13
AN924-4D	86-3
AN924-6D	87-28
AN924-6D	88-40
AN924-6D	88A-46
AN924-6D	88B-41
AN924-8D	82-18
AN924-8D	82A-21
AN932-S2	89B-62
AN932-S2	89C-65
AN932-1	64B-6
AN932C4	86-33
AN932C4	86-54
AN932S2	89A-4
AN935-10	64-4
AN935-10	64-29
AN935-10	82-23
AN935-10	82A-26
AN935-10	90-43
AN935-10L	64B-44
AN935-3L	94-6A
AN935-416	58-38
AN935-8L	64-24
AN935-8L	64B-34
AN936-A4	79-52B
AN936A10	84A-2
AN936A4	79-52
AN936A4	79-69
AN936A4	79-74
AN936A416	49-27

PART NUMBER	FIGURE AND INDEX NO.
AN936A416	49A-27
AN936A416	49B-26
AN936A416	49C-26
AN936A416	57A-17
AN936A416	57B-19
AN936A416	90-64D
AN936A6	3-63
AN936A6	9-33
AN936A6	9-33
AN936A6	13-34
AN936A6	53C-29
AN936A6	90-75
AN936A6	91-20
AN936A6B	63-17
AN936A616	49-27
AN936A616	49A-27
AN936A616	49B-26
AN936A616	49C-26
AN936A8	33-35
AN936A8	39-24
AN936A8	39-74
AN936A8	39A-23
AN936A8	39A-61
AN936A8	39B-32
AN936A8	39B-72
AN936A8	53-53
AN936A8	53A-58
AN936A8	53C-66
AN936A8	53E-98
AN936A8	53G-95
AN936A8	53J-36
AN936A8	53L-37
AN936A8	53N-40
AN936A8	53Q-46
AN936A8	64B-4
AN936A8	69-14
AN936A8	69A-14
AN936A8	70-16
AN936A8	82A-39C
AN936B10	43-13
AN936B10	62-24
AN936B10	79A-5A
AN936B6	53A-67
AN936B6	53A-67
AN936B6	79A-13
AN936B6B	53-16
AN936B6B	53-17
AN936B6B	53-18
AN936B6B	53-34
AN936B6B	53-35
AN936B6B	53-36
AN936B6B	53C-20
AN936B6B	53N-64
AN936B6B	53Q-72
AN936B616	39-37
AN936B616	39-59
AN936B616	39A-34
AN936B616	39A-47
AN936B616	39B-50
AN936B68	53A-23
AN936B68	53G-11
AN936B68	53G-12
AN936B68	53G-18
AN936B68	53G-30
AN936B68	53G-31
AN936B68	53J-57
AN936B68	53J-58
AN936B68	53J-59
AN936B68	53J-77
AN936B68	53J-78
AN936B68	53L-60
AN936B68	53L-61
AN936B68	53L-62
AN936B68	53L-80



PART NUMBER	FIGURE AND INDEX NO.
AN936B68	53L-81
AN936D6	13 -34
AN936D6	53C-29
AN944-101A	35 -36
AN944-101A	35A-40
AN960-D10L	57B-11
AN960-10	4A-27
AN960-10	4B-28
AN960-10	10 - 3
AN960-10	13 -14
AN960-10	14 -39B
AN960-10	14A-36
AN960-10	15 -55
AN960-10	18 - 8
AN960-10	31 -16
AN960-10	31A-16
AN960-10	33 - 5
AN960-10	33 - 8
AN960-10	33 -31
AN960-10	33 -31B
AN960-10	33A- 5
AN960-10	33A- 8
AN960-10	34 - 9
AN960-10	39 -64
AN960-10	39A-54
AN960-10	39B-57
AN960-10	44 - 8
AN960-10	47 -11
AN960-10	51 -20
AN960-10	51 -33
AN960-10	51 -41
AN960-10	51A-44
AN960-10	51D-39
AN960-10	51D-71
AN960-10	51E-41
AN960-10	51E-60
AN960-10	51E-74
AN960-10	51F-64
AN960-10	56 -67
AN960-10	56 -67
AN960-10	58A- 8
AN960-10	65A-10
AN960-10	72 -31
AN960-10	79 -19
AN960-10	79 -32B
AN960-10	79 -37
AN960-10	79 -58B
AN960-10	79B-40
AN960-10	79C-29
AN960-10	89A-59
AN960-10	89B-19
AN960-10	89B-28
AN960-10	89B-31
AN960-10	89C-18
AN960-10	89C-25
AN960-10	89C-28
AN960-10	90 -66
AN960-10L	9 -10A
AN960-10L	15A-43
AN960-10L	16 - 8
AN960-10L	17A-77
AN960-10L	34 -16
AN960-10L	35 -44
AN960-10L	35A-48
AN960-10L	39B-12
AN960-10L	41A- 3
AN960-10L	42A- 3
AN960-10L	46 - 4
AN960-10L	49 - 8
AN960-10L	49 -34
AN960-10L	49A- 6
AN960-10L	49A-34
AN960-10L	49B- 6
AN960-10L	49B-33

PART NUMBER	FIGURE AND INDEX NO.
AN960-10L	49C- 6
AN960-10L	49C-33
AN960-10L	51A- 8
AN960-10L	51A-42
AN960-10L	51A-72
AN960-10L	51B- 6
AN960-10L	51B-13
AN960-10L	51B-21
AN960-10L	51B-21D
AN960-10L	51C-19
AN960-10L	51D- 3
AN960-10L	51D- 5
AN960-10L	51D-32
AN960-10L	51D-64
AN960-10L	51D-77
AN960-10L	51D-91
AN960-10L	51E- 3
AN960-10L	51E- 5
AN960-10L	51E-33
AN960-10L	51E-66
AN960-10L	51E-80
AN960-10L	51E-95
AN960-10L	51F- 3
AN960-10L	51F- 5
AN960-10L	51F-32
AN960-10L	51F-52
AN960-10L	51F-59
AN960-10L	51F-77
AN960-10L	51F-81
AN960-10L	52A-15
AN960-10L	52A-32
AN960-10L	52B- 5
AN960-10L	52B-19
AN960-10L	52B-28
AN960-10L	53 -37
AN960-10L	53G-23
AN960-10L	53J-69
AN960-10L	53L-72
AN960-10L	53N-75
AN960-10L	53Q-83
AN960-10L	56 - 6
AN960-10L	57 - 4
AN960-10L	62 -15
AN960-10L	63 -33
AN960-10L	63 -68
AN960-10L	63 -70
AN960-10L	67 - 6
AN960-10L	67 -10
AN960-10L	67 -13
AN960-10L	69 -38
AN960-10L	69A-30
AN960-10L	69A-43
AN960-10L	70 -11
AN960-10L	70 -13
AN960-10L	70 -42
AN960-10L	71A-31B
AN960-10L	74 -46
AN960-10L	75 - 9A
AN960-10L	76B-45
AN960-10L	78 -27
AN960-10L	79 -42
AN960-10L	79 -58C
AN960-10L	79 -62
AN960-10L	79B-42
AN960-10L	79C-20
AN960-10L	79C-21
AN960-10L	79C-24
AN960-10L	79C-34
AN960-10L	79C-40
AN960-10L	79C-43
AN960-10L	79C-48
AN960-10L	81 - 1
AN960-10L	81 - 2
AN960-10L	81 - 3

PART NUMBER	FIGURE AND INDEX NO.
AN960-10L	84A-33
AN960-10L	86 -10
AN960-10L	89A-52
AN960-10L	90 -68
AN960-10L	90 -71
AN960-10L	90 -73
AN960-10L	94 - 8
AN960-1216L	82 -18
AN960-1216L	82 -18
AN960-1216L	82A-21
AN960-1216L	82A-21
AN960-4	5A- 9
AN960-4	5B- 8
AN960-4	5B- 9
AN960-416	12B- 3
AN960-416	13 - 2
AN960-416	14 - 3
AN960-416	14 -31
AN960-416	14A- 2
AN960-416	14A-51
AN960-416	15A- 2
AN960-416	31 -30
AN960-416	31A-34
AN960-416	31A-38
AN960-416	36 - 4
AN960-416	36A-10
AN960-416	37 -10
AN960-416	37A-11
AN960-416	40 - 5
AN960-416	40A-13
AN960-416	51A-62
AN960-416	52A-13
AN960-416	52B-16
AN960-416	52D- 4
AN960-416	52D- 8
AN960-416	52D-20
AN960-416	56 - 9
AN960-416	74 -74
AN960-416	74A-21
AN960-416	76 -22
AN960-416	76 -36
AN960-416	76 -46
AN960-416	76A-35
AN960-416	76A-46
AN960-416	77 -12
AN960-416	77 -44
AN960-416	77 -49A
AN960-416	78 -17
AN960-416	79 -24
AN960-416	79 -63
AN960-416	80 -16
AN960-416	84 - 5
AN960-416	84A-26
AN960-416L	15 - 2
AN960-416L	35 -32
AN960-416L	35 -40
AN960-416L	35A-35
AN960-416L	35A-44
AN960-416L	40A-23
AN960-416L	40A-26
AN960-416L	49B-55
AN960-416L	49C-54
AN960-416L	50 -13
AN960-416L	51D-13
AN960-416L	51D-16
AN960-416L	51E-13
AN960-416L	51E-16
AN960-416L	51E-98A
AN960-416L	51F-12
AN960-416L	51F-95
AN960-416L	52B- 2
AN960-416L	52B-43
AN960-416L	62 -37
AN960-416L	62 -39

PART NUMBER	FIGURE AND INDEX NO.
AN960-416L	67 -20
AN960-416L	70 -36
AN960-416L	74A-22
AN960-416L	75 -11
AN960-416L	77 -37
AN960-416L	77 -41
AN960-416L	77 -59
AN960-416L	78 -20
AN960-416L	80 -13
AN960-416L	80 -19
AN960-416L	84A-27
AN960-416L	90 - 7
AN960-416L	90 -17
AN960-416L	90 -64C
AN960-516	6 -13
AN960-516	6A-15
AN960-516	12 - 2
AN960-516	12A- 3
AN960-516	12B- 4
AN960-516	12B- 4A
AN960-516	17 -17
AN960-516	17A-17
AN960-516	33 - 2
AN960-516	33 -19
AN960-516	33A- 2
AN960-516	37B- 4
AN960-516	40A-13
AN960-516	56 -15
AN960-516	74 - 6
AN960-516	76 -31
AN960-516	76A-18
AN960-516	76A-30
AN960-516	77 -31
AN960-516L	31 - 8
AN960-516L	31A- 6
AN960-516L	33 -13
AN960-516L	33A-11
AN960-516L	33A-20
AN960-516L	35A- 9
AN960-516L	35A-14
AN960-516L	39 -13
AN960-516L	39A-13
AN960-516L	39B-17
AN960-516L	39B-21
AN960-516L	56 -39C
AN960-516L	74 -42
AN960-516L	74A-24
AN960-516L	76 -25
AN960-516L	76A-23
AN960-516L	79 -15
AN960-6	19 -20
AN960-6L	71A-54
AN960-6L	91A-16
AN960-6L	91A-22
AN960-6L	92 - 2
AN960-616	12 - 2
AN960-616	12 - 5
AN960-616	12A- 4
AN960-616	34 - 3
AN960-616	39 - 6
AN960-616	39A- 6
AN960-616	39A-49
AN960-616	39B-52
AN960-616	58 -24
AN960-616	60 -12
AN960-616	62 - 5
AN960-616	79 -49
AN960-616L	39 -15
AN960-616L	39 -36
AN960-616L	39 -60
AN960-616L	39A-15
AN960-616L	39A-33
AN960-616L	39A-48
AN960-616L	39B-24

PART NUMBER	FIGURE AND INDEX NO.
AN960-616L	39B-51
AN960-616L	51A-55
AN960-716	3 - 5
AN960-716	51 -24
AN960-716	71 - 5
AN960-716	71 -13
AN960-716	90 -38
AN960-716L	63 - 7
AN960-8	51D-87A
AN960-8	51E-91
AN960-8	51F-88
AN960-8	69A-28
AN960-8	90 -60
AN960-8L	91A-20
AN960-8L	91A-20
AN960-816	3 - 2
AN960-816	11 - 6A
AN960-816	58 -20
AN960-816	60 - 2
AN960-816L	11 - 3
AN960A3	13 -35
AN960A6	13 -34
AN960C416L	49 -43
AN960C416L	49A-47
AN960C416L	49B-46
AN960C516L	74 -32
AN960C616	79B-27A
AN960C616L	51 -14
AN960C616L	51 -45
AN960D10	18 - 3
AN960D10	62 -20A
AN960D10	67 - 6
AN960D10	89 - 3
AN960D10	89 -16
AN960D10L	43A- 9
AN960D10L	68B- 4
AN960D10L	68B- 5
AN960D10L	68B- 5
AN960D10L	87 - 4
AN960D416	58 -37
AN960D416	66 -48
AN960D416L	33 - 5
AN960D416L	33A- 5
AN960D416L	52 - 8
AN960D516	62 - 8
AN960D516	62 - 9
AN960D516	62 -43
AN960D516	62 -48
AN960D516	63 -40
AN960D516	66 -18
AN960D516	85 -17
AN960D6	74 -25A
AN960D6	74A-45
AN960D6	77 - 4
AN960D616	51A-78
AN960D716	86 - 3
AN960D8	57A-13
AN960D8	89 - 7
AN960D8	89A-19
AN960D8	89B-54
AN960D8	89C-41
AN960D916	87 -27
AN960D916	88 -39
AN960D916	88A-45
AN960D916	88B-40
AN960PD10	39B-67
AN960PD10	75 -17
AN960PD1416L	88C-32
AN960PD4	90A-13
AN960PD616	39B-34
AN960PD616	76B- 4
AN960PP616	71A-56
AN970-3	44 - 7
AN970-3	47 -23A

PART NUMBER	FIGURE AND INDEX NO.
AN970-3	47A-25
AN970-3	47A-25C
AN970-3	79 -32B
AN970-3	79 -62
AN970-3	89B-70
AN970-3	89C-75
AN970-3	89C-80
AN970-3	94 - 7
AN970-3	94 - 8A
AN970-3	62 -35
AN970-4	77 -49
AN970-5	56 -14
AN970-5	56 -39E
A06K75	3 -62
A06K75	9 -32
A06K75	13 -33
A08-75	11 -20
A08-75	11 -22
A08-75	11 -23
A08K120	68A- 5
A08K75	68 - 4
A08K75	68A- 5
A1049-8Z-3	68A-11
A1257A	3 -35
A1280-2	3 -36
A1280-3	3 -36
A1552	59 -27
A1561-2	58 - 2
A1561-2	59 -35
A1561-4	59 -35
A1561-6	59 -35
A1562	58 - 3
A1562	59 -37
A1563-1	59 -15
A1580	59A-19
A1633-12	59 -22
A1633-12	59A-34
A1633-12	59B-21
A1633-13	59 - 8
A1633-13	59A-15
A1633-3	59 - 2
A1633-3	59A- 2
A1633-3	59B- 7
A1633-36	64C- 5
A1633-37	59B-43
A1633-9	59 -29
A1633-9	59 -34
A1633-9	59A-41
A1633-9	59A-46
A1633-9	59B-28
A1634-4	59 - 9
A1634-5	59A-21
A1634-6	59B-39
A1635-16	59 - 4
A1635-16	59A- 4
A1635-17	59 - 4
A1635-17	59A- 4
A1635-18	59 - 4
A1635-18	59A- 4
A1635-19	59 - 4
A1635-19	59A- 4
A1635-21	59 - 4
A1635-21	59A- 4
A1635-22	59 - 4
A1635-22	59A- 4
A1635-27	59A- 9
A1635-36	59B- 9
A1635-37	59B- 9
A1635-40	59B- 9
A1635-56	59B- 9
A1635-65	59 -18
A1635-65	59A-30
A1635-65	59B-14
A1635-66	59B-27

PART NUMBER	FIGURE AND INDEX NO.	PART NUMBER	FIGURE AND INDEX NO.	PART NUMBER	FIGURE AND INDEX NO.
A1635-67	59B- 9	A2246-1	58 -25	B2222	60 -19
A1635-68	59B- 9	A2249	60 - 8	B228	74 -59
A1636-23	36B-10	A2351	59 -23	B228	74A- 6
A1636-6	59 - 7	A2351	59A-35	B2289-1	59 -11
A1636-6	59A-12	A2351	59B-33	B2289-2	59 -11
A1636-7	59 -24	A2356	59 -16	B2289-3	59 -11
A1636-7	59A-36	A2356	59A-28	B2345	59 -28
A1636-7	59B-19	A2356	59B-17	B2345	59A-40
A1638-15	36B-12	A2357	59 -26	B2345	59B-30
A1638-2	58 - 4	A2412	60 -30	B2410	60 -29
A1638-2	59B- 3	A2413	60 -22	B2417	59A- 8
A1638-5	59A-10	A2414	60 -16	B2419	60 -39
A1638-9	59A-31	A2418	60 -28	B2420-4	59A-13
A1638-9	59B-15	A2420	60 -36	B2420-6	59A-13
A1639-2	58 - 5	A2421	60 -45	B2421-10	59A-14
A1639-2	58A- 2	A2423	59A- 3	B2421-12	59A-14
A1639-2	59 - 1	A2424	60 -14	B2421-14	59A-14
A1639-2	59A- 1	A2429	58 -19	B2421-16	59A-14
A1639-2	59B- 2	A2429	60 - 1	B2421-18	59A-14
A1639-23	59B-10	A2430	60 -34	B2421-20	59A-14
A1639-26	36B-13	A2431	60 -10	B2421-8	59A-14
A1742	59 -10	A2433	58 -23	B2422-1	59A-11
A1793-6Z3	69 -29	A2436	60 -27	B2428	60 -42
A1882	59 -13	A2513-34	36B-11	B30077	36B- 5
A1883	59 -12	A30047	36B- 9	B3099	59A-47
A1934	59 -29	A30048	36B- 8	B3216	59A-26
A1934	59A-41	A30078-1	36B- 4	B3414	59B-23
A1935	59 -31	A30078-2	36B- 7	B3526	59B-18
A1935	59A-43	A3047	59A-48	B3905	59B-26
A1936	59 -30	A3047-30	59A-48	B3908	59B-11
A1936	59A-42	A3047-45	59A-48	B3920	59B- 4
A1937	59 -33	A3100	59A-17	B4014	59B-40
A1937	59B-29	A3110	59A-16	B4016	59B-12
A1937	59A-45	A3124	59A-39	B4017	59B-37
A1938	59 -20	A3124	59B-31	B4022	59B-36
A1938	59A-32	A3125	59A-38	B4023	59B-35
A1958	59 - 6	A3125	59B-32	B4024	59B-34
A1958	59A- 7	A3149	59A-18	B4138	59B-16
A20022	64C-27	A3150-5	59B-24	B55	74 -37
A20026	64C-34	A3217	59A-27	B55	74 -52
A20027	64C-35	A3902	59B-25	B610	9 - 7
A20034	64C- 9	A3906	59B- 8	B610	79 -32
A20037	64C-14	A39070	37A- 4	B610	79 -47
A20039	64C- 7	A39070	37B-10	CA-2	53G-97
A20063	64C-23	A39070	40A-10	CES1109CLASSC1A	47F-15
A20064	64C-24	A4001	59B- 6	CES1109CLASSC1B	47F-15
A20067	64C-13	A4513-1	32 - 6	CES1109CLASSC1C	47F-15
A20068	64C-19	A5-35	61B-51	CES1109CLASSC1G	47F-15
A20069-1	64C-17	A515-6R6	53Q-80	CES1109CLASSC1H	47F-15
A20070	64C-25	A6195-8Z3	12A-31	CES1109CLASSC4	47F-15
A20071	64C-15	A6195-8Z3	12B-30	CM2629N1	54 - 9
A20072	64C-26	A6196-8Z3	12A-31	CM2647N1	53 -37
A20076	64C-28	A6196-8Z3	12B-30	CM2679-2	90 -74
A20078	64C-29	A6204-8Z3	5A- 6	CM2692-12H4B	53N-61
A20079	64C-30	A6204-8Z3	5B- 6	CM2692-12P5S	39B- 5
A20081	64C-31	A7512-12	3 -34	CM2692-15.5H1B	53J-55
A20083	64C-11	A8002	74 -84	CM2692-15.5H1B	53L-59
A20084	64C-21	A8002	74B-12	CM2692-15.5H1B	53N-60
A20086	64C-16	A8566-8Z	17A-69	CM2692-15.51HB	53E-68
A2104	59 - 3	B1	47E- 7	CM2692-15.51HB	53G-65
A2108	59B-20	B1316	64B-18	CM2692-20-1S	10 -13
A2108	59A-37	B1564	59 -14	CM2692-32-1S	17 -54
A2108-278	59 -25	B1843	60 -41	CM2692-8H1B	53E-67
A2109-3	32 - 8	B1965	59 -21	CM2692-8H1B	53G-64
A2185	59 -36	B1965	59A-33	CM2692-8H1B	53J-54
A2202	60 -24	B20040	64C-18	CM2692-8H1B	53L-58
A2204	60 -23	B20055	64C- 6	CM2692-8H1B	53N-62
A2211	60 -47	B20060	64C-22	CM2791	61 - 7
A2213	60 -38	B20066	64C-12	CM2791	61 -37
A2217	60 -32	B20074	64C- 4	CM2791	61A- 7
A2230	59 -38	B20077	64C-32	CM2791	61A-41
A2230	59A-49	B20082	64C-33	CM2791	67 - 7
A2230	59B- 5	B20085-2	64C- 5	CM2791-1	61B-19
A2245	60 - 7	B2192	59 -19	CM2791-1	61B-39

PART NUMBER	FIGURE AND INDEX NO.
CM2791-1	61B-51
CM2791-1	61C-3
CM2791-1	61C-19
CR117-4-4	90 -29
CR163-4-2	29B-73
CR163-4-2	42 -31
CR163-4-2	42A-40
CR163-4-4	6 -18
CR163-4-4	6A-20
CR163-4-4	29B-72
CR163-4-4	41 -33
CR163-4-4	41 -43
CR163-4-4	41A-45
CR163-4-4	90 -29A
CR163-4-6	90 -29B
C1-C2	1 - 1
C156001-0102	8 -35
C156001-0104	8 -38
C161002-0201	58 - 1
C161002-0201	59A-
C161002-0202	59A-
C161009-0101	59B-
C161030-0102	64C-
C161040-0103	64A-
C163001-0103	40A-
C163001-0104	40A-
C163002-0201	36B- 2
C163030-0101	40A-14
C163030-0103	40A-14
C163030-0105	40A-14
C163030-0107	40A-14
C163030-113	40A-14
C165001-0102	88 -49
C165001-0102	88A-56
C165001-0102	88B-51
C166001-0104	89A- 1
C166001-0601	89B-60
C166001-0601	89C-63
C166002-0101	89A- 2
C166002-0103	89A- 3
C166002-0104	89A- 3
C166002-0401	89B-61
C166002-0401	89C-64
C166005-0101	89A-67
C166005-0102	89A-67
C166005-0204	89A-67
C166005-0204	89B-42
C166005-0204	89C-52
C166005-0205	89B-43
C166005-0402	89A-68
C166005-0402	89B-45
C166005-0402	89C-55
C166005-0501	89A-67
C166005-0504	89A-67
C166005-0504	89B-43
C166005-0504	89C-53
C166005-0505	89A-72
C166005-0505	89B-48
C166005-0505	89C-58
C166006-0101	89A-30
C166006-0104	89A-30
C166006-0104	89B-31A
C166006-0108	89A-34
C166006-0108	89B-33
C166006-0108	89C-32
C166006-0109	89B-31A
C166006-0109	89C-30
C166007-0102	89 - 2
C166007-0102	89A- 5
C166007-0102	89B-68
C166007-0102	89C-71
C166008-0101	89 - 6
C166008-0101	89A-17
C166008-0101	89B-52

PART NUMBER	FIGURE AND INDEX NO.
C166008-0101	89C-39
C166009-0203	89C-53
C166009-0401	89A-69
C166009-0401	89B-46
C166009-0401	89C-56
C166009-0501	89A-67
C166010-0101	89A- 9
C166010-0101	89B- 1
C166010-0101	89C- 1
C166010-0102	89A-13
C166010-0102	89B- 1
C166010-0102	89C- 1
C166010-0103	89A-12
C166010-0103	89B- 1
C166010-0103	89C- 1
C166010-0105	89A-14
C17312-3	92A- 4
C17313	92A- 7
C17325	92A- 2
C17326	92A- 5
C17330	92A- 3
C17331-3	92A- 6
C1904	59 -17
C1904	59A-29
C1939	59 -32
C1939	59A-44
C20057	64C- 1
C20073	64C- 3
C20075	64C-21
C2343	59 -34
C253001-0101	41 - 8
C253001-0101	41A-10
C253001-0101	44 - 9
C262001-0201	40A-31
C262001-0202	36A-12
C262001-0202	36B- 1
C262003-0101	37A-13
C262003-0101	37B-13
C262003-0202	36 - 9
C262003-0202	36A-12
C262003-0202	36B- 1
C262003-0204	40 -24
C262003-0204	40A-31
C262003-0207	40 -24
C262003-0207	40A-32
C262003-0302	36 - 9
C262003-0302	37 -12
C262003-0304	40 -24
C262023-0101	36 -10
C262023-0101	36A-13
C262023-0101	36B- 2
C262023-0102	37A-13
C262023-0102	37B-12
C262023-0102	40 -25
C262023-0102	40A-32
C262023-0104	40 -25
C262023-0104	40A-32
C291502-0101	53A-36
C291502-0101	53E-42
C291502-0101	53G-43
C291502-0101	53J-89
C291502-0101	54 - 4
C291502-0103	53L-89
C291502-0103	53N-91B
C291502-0103	53Q-94B
C292501-0102	53A-38
C292501-0102	53C-44
C292501-0102	53E-44
C292501-0102	53G-45
C292501-0102	53J-92
C292501-0102	53L-91
C292501-0102	53N-92B
C292501-0102	54 - 7
C292501-0104	53N-92B

PART NUMBER	FIGURE AND INDEX NO.
C292501-0104	53Q-95A
C294501-0101	76B-30
C294501-0101	88 -19
C294501-0101	88A-19
C294501-0101	88B-14
C294501-0101	88C-12
C294501-0102	88 -21
C294501-0102	88A-21
C294501-0102	88B-16
C294501-0102	88C-14
C294501-0103	88 -22
C294501-0103	88A-22
C294501-0103	88B-17
C294505-0101	88C-15
C294505-0101	86 -33
C294505-0102	86 -34
C2987	59A-20
C2987-1	59A-22
C2987-2	59A-23
C299505-0201	53J-87B
C299505-0201	53L-88
C299505-0201	53N-90C
C299505-0205	53Q-93C
C299506-0100	53J-87A
C299506-0102	53L-87B
C299506-0102	53N-90B
C299506-0102	53Q-93B
C30057	36B- 3
C301001-0211	79 -52
C301002-0103	79 -51
C301002-0301	79 -47
C301002-0303	79 -47
C301002-0305	79 -52
C301002-0306	79 -52
C301002-0307	79 -52A
C3054	59A-20
C3092	59A-24
C3105	59A-46
C3411-1	59B-41
C3411-2	59B-38
C3418	59B-22
C3903	59B-42
C3910	59B- 1
C4129	59B-13
C421001-0101	56 -57
C421001-0102	56 -58
C431001-0101	87 - 1
C431001-0101	88 -44
C431001-0101	88A-51
C431001-0101	88B-46
C431003-0102	88C-36
C431003-0301	88C-36
C482001-0101	88 -41
C482001-0101	88A-47
C482001-0101	88B-42
C482001-0401	88C-30
C590501-0101	79 -38
C592001-0101	3 -62
C592001-0101	9 -32
C592001-0101	13 -33
C592001-0101	13 -33
C592001-0103	3 -62
C592001-0103	9 -32
C592001-0103	15A-64
C593001-0101	90 -74
C594501-0101	92A-17
C594501-0203	92A-21
C594502-0101	92A-21
C611001-0101	63A-33
C611001-0101	90 -19
C611501-0102	63A-28
C611501-0102	90 -34
C611501-0102	95 - 1
C613001-0201	90 -66

PART NUMBER	FIGURE AND INDEX NO.
C621001-0103	92A-
C622001-0104	32 - 7
C622001-0201	3 -44
C622001-0202	3 -32
C622003-0101	3 -47
C622003-0103	2A-63
C622003-0104	3 -48
C622003-0105	2A-63
C622004-0103	90 -73
C622006-0102	3 -47
C622006-0103	3 -48
C622006-0105	3 -48
C622007-0101	90 -76
C65-3R-12	53B- 6
C65-3R-12	53B-10
C660501-0101	57A- 9
C660501-0101	57B-15
C661001-0101	53A-15
C661001-0101	87 -38
C661001-0101	88 - 3
C661001-0201	53C-20
C661001-0201	88A- 3
C661001-0201R	53C-20
C661001-0201R	88A- 3
C661001-0501	53E-18
C661001-0501	53G-19
C661001-0501	53J-65
C661001-0501	88B- 1
C661001-0502	53G-19
C661001-0502	53J-65
C661001-0502	53L-68
C661001-0502	88B- 1
C661001-0503	53G-19
C661001-0503	53J-65
C661001-0503	53L-68
C661001-0503	88B- 1
C661001-0503	88C- 1
C661001-0504	53J-65
C661001-0504	53L-68
C661001-0504	88B- 1
C661001-0504	88C- 1
C661001-0505	53L-68
C661001-0505	88B- 1
C661001-0505	88C- 1
C661002-0101	53A-14
C661002-0101	87 -36
C661002-0101	88 - 1
C661002-0201	53C-19
C661002-0201	88A- 1
C661002-0201R	53C-19
C661002-0201R	88A- 1
C661002-0301	53G-20
C661002-0301	53J-66
C661002-0301	53L-69
C661002-0301	88B- 3
C661002-0501	53E-19
C661002-0501	53G-20
C661002-0501	53J-66
C661002-0501	88B- 3
C661002-0503	53G-20
C661002-0503	53J-66
C661002-0503	88B- 3
C661002-0504	88C- 3
C661002-0504	53J-66
C661002-0504	53L-69
C661002-0504	88B- 3
C661002-0505	88C- 3
C661002-0505	53L-69
C661002-0505	88B- 3
C661002-0506	88C- 3
C661002-0506	53L-69
C661002-0506	88B- 3
C661003-0201	53E-17
C661003-0501	53E-17

PART NUMBER	FIGURE AND INDEX NO.
C661003-0501	53G-18
C661003-0501	53J-58
C661003-0501	53L-61
C661003-0504	53N-64
C661003-0504	53Q-72
C661010-0202	53A-10A
C661010-0202	53C-11
C661010-0202	53E-12
C661010-0202	53G-13
C661010-0213	53J-60
C661010-0213	53L-63
C661010-0606	53J-59
C661010-0606	53L-62
C661011-0101	53 -35
C661011-0105	53A-11
C661011-0105	53C-16
C661011-0105	53E-21
C661011-0105	53G-22
C661011-0105	53J-68
C661011-0105	53L-71
C661011-0106	53A-11
C661011-0106	53C-16
C661011-0106	53E-21
C661011-0106	53G-22
C661011-0106	53J-68
C661011-0106	53L-71
C661012-0101	53N-74
C661012-0101	53Q-82
C661060-0201	53N-65
C661060-0201	53Q-73
C661061-0201	53N-66
C661061-0201	53Q-74
C661071-0101	53N-74
C661071-0101	53Q-82
C661071-0102	53N-74
C661071-0102	53Q-82
C661071-0102	88C- 3
C661075-0101	53N-72
C661075-0101	53Q-80
C661075-0102	88C- 3
C661075-0102	53N-72
C661075-0102	53Q-80
C661075-0103	88C- 3
C661075-0103	53N-72
C661075-0103	53Q-80
C661075-0104	88C- 3
C661075-0104	53Q-80
C661075-0105	88C- 1
C661075-0105	53N-71
C661076-0101	53Q-79
C661076-0102	88C- 1
C661076-0102	53N-71
C661076-0103	53Q-79
C661076-0103	88C- 1
C661076-0104	53N-71
C661076-0104	53Q-79
C661076-0104	88C- 1
C661080-0101	53N-75
C661080-0101	53Q-83
C662035-0101	53N-83
C662035-0101	53Q-91B
C6622001-0102	32 - 3
C664501-0101	53C-99A
C664501-0101	53E-32
C664501-0101	53G-33
C664501-0101	53J-80
C664501-0101	53L-83
C664501-0103	53N-86
C664501-0103	53Q-91A
C664508-0101	53N-63
C664508-0101	53Q-71
C668001-0101	53C-29

PART NUMBER	FIGURE AND INDEX NO.
C668001-0101	79 -57
C668001-0101	53 -18
C668001-0101	53A-24
C668020-0104	53N-84
C668020-0104	53Q-91C
C668501-0101	53 -57
C668501-0101	53A-64
C668501-0102	53 -58
C668501-0102	62 -51
C668501-0103	53 -58
C668501-0103	53A-64
C668501-0104	53 -58
C668501-0104	53A-64
C668501-0110	53 -58
C668501-0110	53A-64
C668501-0110	62 -51
C668501-0201	53A-64
C668501-0201	53C-69
C668501-0201	53E-31
C668501-0201	53G-32
C668501-0201	53J-79
C668501-0201	53L-82
C668501-0201	53N-85
C668501-0204	53A-64
C668501-0204	62 -51
C668501-0206	53A-64
C668501-0206	53C-69
C668501-0211	53Q-90B
C668507-0101	56 -31
C668507-0102	56 -31
C668540-0101	53N-73
C668540-0101	53Q-81
C668540-0101	88C-28
C669502-0201	53A-15
C669502-0201	53C-20
C669502-0201	53E-22
C669502-0201	53G-23
C669502-0201	53J-70
C669502-0201	53L-73
C669502-0201	53N-76
C669502-0201	53Q-84
C669502-0203	53C-20
C669502-0203	53E-22
C7000-632-67	53A-25
C7000-632-67	53C-73
C7000-632-67	53E-33
C7000-632-67	53G-34
C7000-632-67	53Q-91
C7000-632-7	53J-81
C7000-632-7	53L-84
C7000-632-7	53N-87
D2201	60 - 5
D2201-1DET1	60 - 6
D2341/90M-8	59 - 5
D30058	36B- 6
D3102	59A-50
D3108/90A-8	59A- 5
D3223/90AT-8	59A- 5
D366	57B-10
D4023X.375	57B-12
EC1239A-B	1 -10
EC1675A-B	1 -14A
EC776	1 -12
EC880	1 - 2
EQ5491S	63 -46
E0107	54 -14
FCC-20068	8 - 4
FCC-20068	8 - 4
FC6446	40A-27
FDC-2475-50	57 - 6
FRL5	53D- 8
FRL5	53F- 8
FRL5-2	53H- 8
FRL5-2	53K- 8

PART NUMBER	FIGURE AND INDEX NO.
FRL5-2	53M- 9
FRL5-2	53P- 8
F3M14	74 -76
F5000-832	29 -59
GA5-375	61B-51
GB-59	64B- 8
GNB4012	33 - 8
GNB4012	33A- 8
GNB40120H	33 - 8
GNB40120H	33A- 8
G440404	53 -15
G440404	53A-17
G441304	53 -11
G441304	53A-16
G442697	53 -13
G442702	53 -12
G442702	53A-18
G442702	53C-23
G442702	53E-25
G442702	53G-26
G442702	53J-73
G442702	53L-76
G442702	53N-79
G442702	53Q-87
G444627	53 -14
G444627	53A-20
G444627	53C-25
G444627	53E-27
G444627	53G-28
G444627	53J-75
G444627	53L-78
G444627	53N-81
G444627	53Q-89
HE1433	84 - 8
HE1437-1	84 - 7
H14-3	79 -52
H14-3	79A- 5
H322-4-1	45B-14
H323-3-1-1	45A-18
H323-3-1-1	45B-14
H323-4-1-1	45B-14
H559-3-1	45A-18
H559-3-1	45B-14
I.R.1616	60 -18
ID1-757	94 -13
J2005-2	95 - 6
J2049-10	53 -46
J2049-10	53A-52
J2049-10	53C-58
J9534-20	95 - 4
J9534-20	95 -13
KM610-.051	61A-19
KM610-.051	61B-15
KM610-051	61A-17
KM610-051	61B-10
KM610-051	61C- 8
KM610-051	61C-14
LM67010XL	36 - 6
LM6708 XL	36 - 7
LP4-17AM	40A-22
L4858-1	53 -19
L4858-1	53A-29
L4858-1	53C-34
L4858-1	53E-37
L4858-1	53G-38
L4858-1	53J-85
L4858-1	53L-86A
L4858-1	53N-89C
L4858-1	53Q-92C
MIL-P-8585	1 -14
MK7200-3	74 -55
MS100009	64 -21
MS100009	64A-17
MS100009	64B-22

PART NUMBER	FIGURE AND INDEX NO.
MS100009	64C-36
MS124663	86 -51
MS124663	86 -55
MS15001-1	60 - 9
MS15002-3	35 -48
MS15002-3	35A-52
MS15584-2	93 -12
MS16562-16	63 -24
MS16562-16	70 -40
MS16624-1137	74A- 9A
MS16624-1262	39B- 8
MS16624-1275	35 -28
MS16624-1275	35A-31
MS16624-137	74 -62
MS16624-25	84A-14
MS16625-1075	39B- 3
MS16625-131	38 - 2
MS16625-143	38A- 2
MS16625-143	38B- 1
MS16625-212	40 -19
MS20002-6C	39 - 6
MS20002-7C	39 - 4
MS20002C6	39A- 6
MS20002C6	86 -46
MS20002C7	39A- 4
MS20074-04-3	63 -19
MS20074-05-22	95 -11
MS20200KP4	15 -43
MS20200KP4	15A-62
MS20220-2	76 -23
MS20220-2	76 -29
MS20220-2	76A-17
MS20220-2	76A-21
MS20220-2	76A-28
MS20220-2	77 -29
MS20220-2	77 -29
MS20220-2	79 -13
MS20230AZ	5 -28
MS20230A2	5 - 3
MS20230A2	5 - 8
MS20230A2	5 -11
MS20230A2	5 -13
MS20230A2	5 -21
MS20230A2	5 -22
MS20230A2	5 -23
MS20230A2	5 -25
MS20230A2	5 -26
MS20230A2	5A- 3
MS20230A2	5A-11
MS20230A2	5A-13
MS20230A2	5A-16
MS20230A2	5A-18
MS20230A2	5A-21
MS20230A2	5A-23
MS20230A2	5A-33
MS20230A2	5A-34
MS20230A2	5A-35
MS20230A2	5A-37
MS20230A2	5A-38
MS20230A2	5A-40
MS20230B20	66 -19
MS20230B20	66 -28
MS20253-2-29.46	15 -38
MS20253-2-4.04	61 -19B
MS20253-2-4046	15A-41
MS20253-2-596	61 -18
MS20253-2-646	55A- 8
MS20253-5-100	63 - 5
MS20364-1032	49B-19
MS20364-1032	49C-19
MS20364-1032C	39B-13
MS20364-1032C	62 -13
MS20364-1032C	62 -16
MS20364-1032C	62 -21

PART NUMBER	FIGURE AND INDEX NO.
MS20364-1032C	79C-20
MS20364-1032C	79C-24
MS20365-1032	90 -26
MS20365-1032C	21 -24
MS20365-428	90 -51
MS20365-624C	62 - 4
MS20365-720C	3 - 8
MS20365-720C	90 -39
MS20365-820C	3 - 3
MS20365-820C	11 - 6
MS20365B632C	53 - 7
MS20365B632C	53 - 9
MS20365B632C	53 -49
MS20365B632C	53 -58
MS20365B632C	53A-25
MS20365B632C	53A-55
MS20365B632C	53A-68
MS20365B632C	53C-30
MS20365B632C	53C-63
MS20365B632C	53C-69
MS20365B632C	53C-73
MS20365B632C	53E-31
MS20365B632C	53E-33
MS20365B632C	53G-32
MS20365B632C	53G-34
MS20365B632C	53J-79
MS20365B632C	53J-81
MS20365B632C	53L-82
MS20365B632C	53L-84
MS20365B632C	53N-85
MS20365B632C	53N-87
MS20365B632C	53Q-90B
MS20365B632C	53Q-91
MS20365B632C	87 - 7
MS20365B832C	53 - 47
MS20365B832C	57A- 6
MS20392-1C11	51F-71
MS20392-1C11	79 - 3
MS20392-1C11	79 - 8
MS20392-1C15	48 -19
MS20392-1C15	49 -41
MS20392-1C15	51 -11
MS20392-1C15	51C-12
MS20392-1C15	51D-80
MS20392-1C15	51E-83
MS20392-1C17	57 - 3
MS20392-1C21	48 - 2
MS20392-1C21	49 - 1
MS20392-1C21	49A- 1
MS20392-1C21	49A-39
MS20392-1C21	49B- 1
MS20392-1C21	49B-38
MS20392-1C21	49C- 1
MS20392-1C21	50 - 2
MS20392-1C21	51A- 1
MS20392-1C21	51E- 1
MS20392-1C21	51F- 1
MS20392-1C21	51F-68
MS20392-1C23	43 -23
MS20392-1C23	49C-38
MS20392-1C33	43 -21
MS20392-1C33	43A- 2
MS20392-1C37	44 - 2
MS20392-1C39	51 -48
MS20392-1C7	43 -18
MS20392-1C7	43A-22
MS20392-1C9	49A-45
MS20392-1C9	49B-44
MS20392-1C9	49C-47
MS20392-1C9	51B-23
MS20392-2C11	51D- 4
MS20392-2C11	51E- 4
MS20392-2C11	51F- 4
MS20392-2C11	79B-42

PART NUMBER	FIGURE AND INDEX NO.
MS20392-2C11	79C-39
MS20392-2C13	67 - 5
MS20392-2C15	72 - 9
MS20392-2C15	72 -21
MS20392-2C15	79 -41
MS20392-2C17	51 -33
MS20392-2C17	51 -40
MS20392-2C17	51A-15
MS20392-2C17	51A-39
MS20392-2C17	51B-14
MS20392-2C17	51C- 2
MS20392-2C19	79C-21
MS20392-2C20	51 -20
MS20392-2C21	51C- 9
MS20392-2C23	33 - 5
MS20392-2C23	33A- 5
MS20392-2C27	51A-45
MS20392-2C31	33 - 5
MS20392-2C31	33A- 5
MS20392-2C31	48 -14
MS20392-2C37	51D-38
MS20392-2C37	51D-58
MS20392-2C37	51D-70
MS20392-2C37	51E-40
MS20392-2C37	51E-60
MS20392-2C37	51E-73
MS20392-2C37	51F-63
MS20392-2C41	11 -12
MS20392-2C43	49A-37
MS20392-2C43	49B-36
MS20392-2C43	49C-36
MS20392-2C45	43A- 7
MS20392-2C45	51D-76
MS20392-2C45	51E-79
MS20392-2C47	49 -38
MS20392-2C59	51F-76
MS20392-2C63	11 -13
MS20392-2C71	52A-19
MS20392-2C71	52B-23
MS20392-2C83	51D-76
MS20392-2C83	51E-79
MS20392-2C9	79 -44
MS20392-3C17	51D-15
MS20392-3C17	51E-15
MS20392-3C17	51F-14
MS20392-3C19	77 -57
MS20392-3C25	77 -51A
MS20392-3C49	51D-12
MS20392-3C49	51E-12
MS20392-3C49	51F-11
MS20392-4C13	71 -29
MS20392-4C13	71A-30
MS20392-5C65	51C-26
MS20392Z-2C17	51F-52
MS20426AD10	11 - 9
MS20615-4M10	41A-25
MS20615-4M10	42A-24
MS20822-2D	87 -33
MS20822-3D	39B-35
MS20822-4-4D	88 -13
MS20822-4D	63 -86
MS20822-4D	86 -16
MS20822-4D	89A-44
MS20822-4D	89B-84
MS20822-4D	89C-94B
MS20822-4D	89C-96C
MS20822-6-6	88 -45
MS20822-6-6	88A-52
MS20822-6-6	88B-47
MS20822-6-6B	87 -22
MS20822-6D	87 -31
MS20822-6D	88B-28
MS20822-6D	88C-17
MS20822-8D	82 -41

PART NUMBER	FIGURE AND INDEX NO.
MS20822-8D	82A-47
MS20822-8D	88C-37
MS20823-2D	82 -40
MS20823-2D	82A-46
MS20823-4B	86 -14
MS20823-4D	39 -26
MS20823-4D	40A-30
MS20823-4D	88A-34
MS20823-6D	88 -10
MS20823-6D	88A-26
MS20823-6D	88A-39A
MS20823-6D	88C-47
MS20823-8D	82 -34
MS20823-8D	82 -36
MS20823-8D	82A-40
MS20823-8D	82A-42
MS20825-6D	88B- 9
MS20825-6D	88B-10
MS20826-4D	89A-37
MS20826-4D	89B-82
MS20826-4D	89C-94
MS20826-6D	87 -30
MS20826-6D	88 -12
MS20826-6D	88 -17
MS20826-6D	88 -29C
MS20826-6D	88 -31
MS20826-6D	88A-10
MS20826-6D	88A-11
MS20826-6D	88A-27
MS20826-6D	88C- 8
MS20826-6D	88C-18
MS20826-6D	88C-48
MS20913-1D	82 -24
MS20913-1D	82A-27
MS20913-1D	88B-30
MS20913-1D	88C- 5
MS20913-1D	89A-45
MS20913-1D	89B-85
MS20913-1D	89C-95
MS20913-2D	87 -35
MS20913-2D	88B-30
MS21042-4	26 - 6B
MS21044D3	23A-53
MS21044D3	23A-54
MS21044N3	4 -37
MS21044N3	4 -38
MS21044N3	4A-27
MS21044N3	4A-38
MS21044N3	4A-39
MS21044N3	4B-28
MS21044N3	4B-37
MS21044N3	4B-38
MS21044N3	9 -10
MS21044N3	10 - 4
MS21044N3	10 -12
MS21044N3	13 -15
MS21044N3	14 -39B
MS21044N3	16 - 8
MS21044N3	16 -18
MS21044N3	17 -62
MS21044N3	17A-64
MS21044N3	18 - 2
MS21044N3	18 - 9
MS21044N3	18 -52
MS21044N3	23A-54
MS21044N3	25 -10
MS21044N3	25 -34
MS21044N3	27 - 8
MS21044N3	29 -13
MS21044N3	29 -14
MS21044N3	29 -15
MS21044N3	29 -16
MS21044N3	31 -16
MS21044N3	31 -18

PART NUMBER	FIGURE AND INDEX NO.
MS21044N3	31A-18
MS21044N3	33 - 8
MS21044N3	33 -29
MS21044N3	33 -31
MS21044N3	33 -31B
MS21044N3	33A- 8
MS21044N3	33A-28
MS21044N3	34 -10
MS21044N3	34 -17
MS21044N3	39 -40
MS21044N3	39 -40
MS21044N3	39 -40
MS21044N3	39 -65
MS21044N3	39A-36
MS21044N3	39A-54
MS21044N3	39B-37
MS21044N3	39B-57
MS21044N3	41 - 2
MS21044N3	41A- 4
MS21044N3	42 - 2
MS21044N3	42A- 4
MS21044N3	44 - 6
MS21044N3	47 -11
MS21044N3	48 -27
MS21044N3	48 -31
MS21044N3	49 -20
MS21044N3	49 -51B
MS21044N3	49 -59
MS21044N3	49A-20
MS21044N3	49A-61
MS21044N3	50 - 6
MS21044N3	51 -38
MS21044N3	51A-18
MS21044N3	51A-81B
MS21044N3	51A-89
MS21044N3	51B-13
MS21044N3	51B-21
MS21044N3	51B-21D
MS21044N3	51B-38
MS21044N3	51D- 3
MS21044N3	51F- 3
MS21044N3	51F- 6
MS21044N3	52A-13
MS21044N3	52A-18
MS21044N3	52A-34
MS21044N3	52B-20
MS21044N3	52B-30
MS21044N3	52C- 3
MS21044N3	53E- 79
MS21044N3	53G-74
MS21044N3	53J- 6
MS21044N3	53J-26
MS21044N3	53J-28
MS21044N3	53L- 6
MS21044N3	53L-23
MS21044N3	53L-27
MS21044N3	53N- 6
MS21044N3	56 - 5
MS21044N3	56 - 5A
MS21044N3	56 -20
MS21044N3	58 - 9
MS21044N3	58A- 9
MS21044N3	62 -32
MS21044N3	62 -41
MS21044N3	63 -68
MS21044N3	63 -70
MS21044N3	65 - 8
MS21044N3	65 -15
MS21044N3	65A- 4
MS21044N3	65A-11
MS21044N3	67 - 7
MS21044N3	67 -10
MS21044N3	67 -14
MS21044N3	69 -39

PART NUMBER	FIGURE AND INDEX NO.
MS21044N3	69A-15E
MS21044N3	69A-44
MS21044N3	70 -12
MS21044N3	70 -13
MS21044N3	70 -43
MS21044N3	71 -18
MS21044N3	71 -26
MS21044N3	71 -33
MS21044N3	71 -36
MS21044N3	71A-19
MS21044N3	71A-27
MS21044N3	71A-31B
MS21044N3	71A-34
MS21044N3	71A-37
MS21044N3	72 -13
MS21044N3	72 -16
MS21044N3	72 -26
MS21044N3	72 -31
MS21044N3	74 -46
MS21044N3	74A-33
MS21044N3	74C- 6
MS21044N3	75 - 9A
MS21044N3	75 -16
MS21044N3	75 -23
MS21044N3	76 - 5
MS21044N3	76 -11
MS21044N3	76A- 4
MS21044N3	76A-10
MS21044N3	76B-40F
MS21044N3	76B-46
MS21044N3	77 - 7
MS21044N3	77 -27
MS21044N3	78 - 5
MS21044N3	78 -13
MS21044N3	78 -21
MS21044N3	79 -20
MS21044N3	79 -35
MS21044N3	79 -58B
MS21044N3	79 -58C
MS21044N3	79 -62
MS21044N3	79B-20
MS21044N3	79B-24
MS21044N3	79B-40
MS21044N3	79C-17
MS21044N3	79C-30
MS21044N3	79C-35
MS21044N3	79C-43
MS21044N3	80 -30
MS21044N3	81 -33
MS21044N3	84A-23
MS21044N3	84A-24
MS21044N3	86 -11
MS21044N3	87 - 4
MS21044N3	88 -50
MS21044N3	88A-57
MS21044N3	88B-52
MS21044N3	89 - 3
MS21044N3	89 - 3A
MS21044N3	89 -17
MS21044N3	89A- 8
MS21044N3	89A- 9
MS21044N3	89A-53
MS21044N3	89A-60
MS21044N3	89A-64
MS21044N3	89B-20
MS21044N3	89B-29
MS21044N3	89B-31
MS21044N3	89B-72
MS21044N3	89B-76
MS21044N3	89C-19
MS21044N3	89C-26
MS21044N3	89C-29
MS21044N3	89C-76
MS21044N3	89C-81

PART NUMBER	FIGURE AND INDEX NO.
MS21044N3	89C-85
MS21044N3	90 - 4
MS21044N3	90 -26
MS21044N3	90 -66
MS21044N3	94 - 9
MS21045-08	90 -60
MS21045-08	90 -64
MS21209-F1-10	74B- 4
MS21209F1-15	74 -78
MS21209F1-20	74C- 3
MS21209F4-20	38B-12
MS21919DG10	63 -41
MS21919DG2	62 -43
MS21919DG3	39B-37
MS21919DG3	71A- 4
MS21919DG3	71A- 7
MS21919DG3	71A-47
MS21919DG3	84 - 2
MS21919DG3	84A-34
MS21919DG3	89A-67
MS21919DG4	3 -41
MS21919DG4	62 -42
MS21919DG4	63 -58
MS21919DG4	71 -10
MS21919DG4	71A-50
MS21919DG40	63 -71
MS21919DG5	89 -12
MS21919DG6	76A-51
MS21919DG6	79B-30
MS21919DG6	79B-35
MS21919DG8	63 -41
MS21919DG8	82 -10
MS21919DG8	82 -12
MS21919DG8	82A-14
MS21919DG8	82A-18
MS21919DG8	87 -17
MS21919DG9	63 -57
MS21919DG6-11	62 -41
MS219219DG-8	82A-11A
MS24462-4	15 -44
MS24462-4	15A-63
MS24462-5	74 - 8
MS24463-4	74 -27
MS24665-132	51D- 6
MS24663-4	74A-46
MS24665-132	33 - 5
MS24665-132	33A- 5
MS24665-132	35 -46
MS24665-132	35A-50
MS24665-132	43 -19
MS24665-132	43 -25
MS24665-132	43A- 3
MS24665-132	43A- 8
MS24665-132	43A-22
MS24665-132	48 -21
MS24665-132	49 -38
MS24665-132	49 -41
MS24665-132	49A-37
MS24665-132	49A-39
MS24665-132	49A-46
MS24665-132	49B-36
MS24665-132	49B-38
MS24665-132	49B-45
MS24665-132	49C-36
MS24665-132	49C-39
MS24665-132	49C-47
MS24665-132	51 - 9
MS24665-132	51 -20
MS24665-132	51 -33
MS24665-132	51 -42
MS24665-132	51 -48
MS24665-132	51A-15
MS24665-132	51A-39
MS24665-132	51A-45

PART NUMBER	FIGURE AND INDEX NO.
MS24665-132	51A-63
MS24665-132	51B-14
MS24665-132	51B-23
MS24665-132	51C- 3
MS24665-132	51C- 9
MS24665-132	51C-13
MS24665-132	51C-14
MS24665-132	51D-40
MS24665-132	51D-59
MS24665-132	51D-72
MS24665-132	51D-78
MS24665-132	51D-81
MS24665-132	51E- 6
MS24665-132	51E-42
MS24665-132	51E-61
MS24665-132	51E-75
MS24665-132	51E-81
MS24665-132	51E-84
MS24665-132	51F- 6
MS24665-132	51F-52
MS24665-132	51F-65
MS24665-132	51F-69
MS24665-132	51F-78
MS24665-132	52A-20
MS24665-132	52B-24
MS24665-132	70 -37
MS24665-132	71 -39
MS24665-132	71 -42
MS24665-132	71A-40
MS24665-132	71A-43
MS24665-132	72 - 8
MS24665-132	72 - 9A
MS24665-132	72 -23
MS24665-132	75 -28
MS24665-132	77 -34
MS24665-132	77 -51A
MS24665-132	77 -60
MS24665-132	79 -43
MS24665-132	79A- 9
MS24665-132	79B-42
MS24665-132	79C-21
MS24665-132	79C-41
MS24665-132	79C-46
MS24665-132	84A-12
MS24665-134	15 -56
MS24665-134	33 -12
MS24665-134	33A-13
MS24665-134	33A-25
MS24665-134	35 -34
MS24665-134	35 -42
MS24665-134	35A-37
MS24665-134	35A-46
MS24665-134	48 -15
MS24665-134	48 -20
MS24665-134	51 -11
MS24665-134	51 -14
MS24665-134	51A-60
MS24665-134	51D-14
MS24665-134	51E-14
MS24665-134	51F-13
MS24665-134	61 -14
MS24665-134	67 -19
MS24665-134	71A-31D
MS24665-134	74 -33
MS24665-134	74 -44
MS24665-134	74A-26
MS24665-134	76B-40
MS24665-134	76B-47
MS24665-134	77 -17
MS24665-134	77 -22
MS24665-134	77 -55
MS24665-134	78 -28A
MS24665-134	79 - 3
MS24665-134	79 - 8

PART NUMBER	FIGURE AND INDEX NO.	PART NUMBER	FIGURE AND INDEX NO.	PART NUMBER	FIGURE AND INDEX NO.
MS24665-134	79 -55	MS25253-1	79 -67	NAS1067N3	25 -66
MS24665-134	80 - 5	MS25253-1	79 -72	NAS1068A3	21 -25
MS24665-134	80 -10	MS25253-1	79B-13	NAS1068A3	21A-26
MS24665-134	80 -25	MS28775-018	60 -37	NAS1068A4	25 -29
MS24665-134	82 -26	MS28775-027	38B- 3A	NAS1068A4	25 -29
MS24665-134	82A-29	MS28775-112	38B- 4A	NAS1068A4	25 -57
MS24665-136	33 -24	MS28775-113	64C-20	NAS1329A06K120	3 -45
MS24665-136	76A-20	MS28778-3	8 -23	NAS1329A08K120	3 -33
MS24665-136	77 -33	MS28778-4	39 -27	NAS1329S3K.080	39B-41
MS24665-136	78 -21	MS28778-4	40 -22	NAS1329S3K.130	39B-42
MS24665-136	79C-31	MS28778-4	63 -88	NAS144-16	17 -14
MS24665-136	80 -21	MS28778-4	71 - 1	NAS144-16	17A-14
MS24665-143	80 -31	MS28778-4	71 - 2	NAS144-20	17A-14
MS24665-144	78 -33	MS28778-4	71A- 2	NAS145-39	39 -13
MS24665-151	44 - 3	MS28778-4	73 -12	NAS145-39	39A-13
MS24665-151	48 - 2	MS28782-22	38A-10	NAS146-34	39 - 5
MS24665-151	49 - 1	MS28782-22	38B- 5	NAS146-34	39A- 5
MS24665-151	49A- 1	MS29513-10	84A-17	NAS146-40	39 -15
MS24665-151	49B- 1	MS29513-111	84A- 6	NAS146-40	39A-15
MS24665-151	49C- 1	MS29513-12	8 -37	NAS147-34	39 - 3
MS24665-151	50 - 2	MS29513-138	84A- 7	NAS147-34	39A- 3
MS24665-151	51A- 1	MS29513-338	8 -36	NAS178-8-5	26 - 4
MS24665-151	51E- 1	MS29513-8	84 - 6	NAS178-8-5	26 -10
MS24665-151	51F- 1	MS35489-1	89B-99	NAS178-8-6	26 - 3
MS24665-151	57 - 5	MS35489-11	22 -15	NAS178-8-6	26 - 9
MS24665-24	74 -26	MS35489-118	66 -24	NAS178-8-7	23 - 2
MS24665-24	74A-45	MS35489-125	66 -10A	NAS178-8-7	23A- 2
MS24665-24	77 - 5	MS35489-13	89B-89	NAS178-8-7	24 - 2
MS24665-281	71 -30	MS35489-135	89A-28	NAS178-8-7	26 - 5
MS24665-281	71A-31	MS35489-135	89C-96A	NAS178-8-8	23 - 2
MS24665-283	51B-25	MS35489-134	93 -11	NAS178-8-8	23A- 2
MS24665-283	51C-28	MS35489-134S	89 -10	NAS178-8-8	24 - 1
MS24665-283	79 -22	MS35489-134S	89 -10	NAS178-8-8	26 - 5A
MS24665-285	48 -17	MS35489-14	8 -18	NAS179-6	18 -38
MS24665-285	51 -12	MS35489-14	82 - 4	NAS179-8	18 -42
MS24665-285	72 - 5	MS35489-17	56 -13	NAS179-8	23A- 2
MS24665-285	76 -28	MS35489-25	69C-97A	NAS179-8	26 - 6
MS24665-285	76A-27	MS35489-20	66 -33	NAS179-8	26 -11
MS24665-285	79 -21	MS35489-20	82 -35	NAS179-8	26A- 3
MS24665-351	39 -21	MS35489-20	82A-41	NAS179-8	26A-12
MS24665-351	39A-20	MS35489-38	4A-27	NAS220 8	12A- 7
MS24665-351	39B-29	MS35489-38	79B-36	NAS220-11	51D-87A
MS24665-351	51 -24	MS35489-38S	4 -28	NAS220-11	51E-91
MS24665-355	60 -35	MS35489-4	82A- 4	NAS220-11	51F-87
MS24665-362	39 -53	MS35489-4	94 -18	NAS220-11	74 -35
MS24665-362	39 -70	MS35489-49	82 -11	NAS220-11	74 -50
MS24665-362	39A-50	MS35489-49	82A-14	NAS220-11	74A-30
MS24665-362	39B-53	MS35489-49	82A-18	NAS220-13	74 -48
MS24665-5	51A-55	MS35489-6	57A- 8	NAS220-14	74A-28
MS24665-7	76 - 2	MS35489-6	57B- 6	NAS220-14	74A-28C
MS24665-7	76 -19	MS35489-6	91 -14	NAS220-16	41A-26
MS24665-71	74A-37B	MS35489-6	91A-18	NAS220-16	42A-25
MS25171-35	90 -30	MS35489-6S	17A-78	NAS220-24	74 -18
MS25237-330	53B- 4	MS35489-9S	30 - 2	NAS220-24	74A-40
MS25237-330	53B- 9	MS9021-038	63A-36	NAS220-5	17 -49
MS25237-330	53B-12	MS9025-02	84A-21	NAS220-5	41 -10
MS25237-330	53D- 4	M072218A	79A- 1	NAS220-5	41A-13
MS25237-330	53D- 7	M20201	60 -17	NAS220-5	42 - 9
MS25237-330	53D-10	M34-14	34 -11	NAS220-5	42A-11
MS25237-330	53F- 4	M451	19 - 9	NAS220-5	43 - 1
MS25237-330	53F- 7	NAS1022A08	47B-26	NAS220-5	75 - 3
MS25237-330	53F-12	NAS1022A08	47C-32	NAS220-6	12 -45
MS25237-330	53F-13	NAS1054-6-3	18 -37	NAS220-6	12A-41
MS25237-330	53H- 4	NAS1054-8-10	23A- 2	NAS220-6	12B-38
MS25237-330	53H- 7	NAS1054-8-10	26A-11	NAS220-6	13 -32
MS25237-330	53H-12	NAS1054-8-11	18 -39	NAS220-6	17 -10
MS25237-330	53H-13	NAS1054-8-12	18 -40	NAS220-6	17 -41
MS25237-330	53K- 4	NAS1054-8-12	26A- 7	NAS220-6	17 -41
MS25237-330	53M- 4	NAS1054-8-13	18 -41	NAS220-6	17A-10
MS25237-330	53P- 2	NAS1054-8-6	26A- 3	NAS220-6	17A-41
MS25237-330	53P- 5	NAS1054-8-6	26A- 9	NAS220-6	17A-41
MS25237-330	53R- 2	NAS1054-8-8	26A- 6	NAS220-6	74 - 2
MS25237-330	53R- 5	NAS1054-8-8	26A- 8	NAS220-6	74 -65
MS25237-330	91A- 7C	NAS1054-8-9	26A-10	NAS220-6	74A-12

PART NUMBER	FIGURE AND INDEX NO.
NAS220-6	92 -10
NAS220-8	13 -32
NAS221-10	56 - 4
NAS221-10	79 -58C
NAS221-11	74C- 5
NAS221-12	53J-32A
NAS221-12	53L-34
NAS221-12	53N-35
NAS221-12	53Q-39
NAS221-13	14 -39B
NAS221-13	14A-36
NAS221-13	33 - 8
NAS221-13	33A- 8
NAS221-14	79 -58B
NAS221-15	24 -22
NAS221-5	24 -24
NAS221-6	17 -61
NAS221-6	17A-63
NAS221-6	21 -24
NAS221-6	53J-32
NAS221-6	53L-32
NAS221-6	53N-33
NAS221-6	53Q-38
NAS221-6	74C-28
NAS221-7	33 -28
NAS221-7	33A-28
NAS221-8	4A-27
NAS221-8	4B-28
NAS221-8	9 -31
NAS221-8	58 -15
NAS221-8	58 -29
NAS221-8	58 -32
NAS221-8	58A- 4
NAS221-9	39B-11
NAS221-9	74C- 3
NAS222-14	74 -22
NAS222-14	74A-44
NAS222-16	74 -72
NAS222-16	74A-19
NAS288-35LH	74 -13
NAS288-35LH	76 -17
NAS288-35RH	74 -14
NAS288-35RH	76 -18
NAS295M4	75 - 5
NAS395-1-3	47C- 3
NAS395-1-3	47D- 6
NAS395-1-3	90A- 2
NAS395-10-3	14 -42
NAS395-10-3	14A-54
NAS395-12-3	55 -18
NAS395-12-3	55A-12
NAS395-12-3	68 - 8
NAS395-13-3	10 -30
NAS395-13-3	17 - 7
NAS395-13-3	17A- 7
NAS395-14-3	3 -20
NAS395-14-3	4 -26
NAS395-14-3	4A-25
NAS395-14-3	4B-27
NAS395-14-3	14A-46
NAS395-14-3	17 -25
NAS395-14-3	17 -53
NAS395-14-3	17A-25
NAS395-14-3	17A-54
NAS395-14-3	25 -18
NAS395-14-3	29 -60
NAS395-14-3	29A-51
NAS395-14-3	29B-56
NAS395-14-3	32 - 3
NAS395-14-3	65A- 6
NAS395-16-3	4 - 4
NAS395-16-3	4A- 4
NAS395-16-3	4B- 4
NAS395-16-3	17 -44B

PART NUMBER	FIGURE AND INDEX NO.
NAS395-16-3	17 -76
NAS395-16-3	39B-45
NAS395-16-3	81 -19
NAS396-4-3	91 -13
NAS396-4-3	91A-13
NAS396-6-3	69 -19
NAS397-10	30 -23
NAS397-10	82A-17
NAS397-12	82A-15
NAS397-12	88 -11
NAS397-14	8 -11
NAS397-14	8 -19
NAS397-14	8 -19
NAS397-14	82 - 2
NAS397-14	82A- 2
NAS397-14	88 -48
NAS397-14	88 -53
NAS397-14	88 -56
NAS397-14	88A-55
NAS397-14	88A-60
NAS397-14	88A-63
NAS397-14	88B-50
NAS397-14	88B-55
NAS397-14	88B-58
NAS397-14-1	87 -10
NAS397-14-1	87 -14
NAS397-14-1	87 -20
NAS397-16-1	63 -44
NAS397-18	69 -21
NAS397-18-1	63 -13
NAS397-22	5 - 6A
NAS397-22	5A- 9
NAS397-22	5B- 9
NAS397-22	69 -22B
NAS397-32-1	70 -18
NAS397-8	30 -13
NAS397-8	88 -17
NAS397-8	88 -29E
NAS397-8	88A-33
NAS397-8	88B-35
NAS397-8	88B-38
NAS397-8	88C-18
NAS397-8	88C-24
NAS397-8	88C-52
NAS398-42	63 -36
NAS398-42	63 -63
NAS398-42	70 -20
NAS398-42	70 -26
NAS398-50	62 -44
NAS398-50	63 -58A
NAS398-50	63 -60
NAS398-50	63 -60
NAS398-50	63 -65
NAS398-50	69 -36
NAS398-50	69A-40
NAS398-50	70 -22
NAS398-50	70 -24
NAS42HT6-19	53J-32A
NAS42HT6-19	53L-34
NAS42HT6-19	53N-35
NAS42HT6-19	53Q-39
NAS42H3-5	79 -32C
NAS42H3-6	79 -32C
NAS42H3-6	80 -32
NAS42H3-6	89B-17
NAS43DD-13	53N-58
NAS43DD1-10	53A- 5
NAS43DD1-12	53N-58
NAS43DD1-16	53 -28
NAS43DD1-18	53N-58
NAS43DD1-21	53A-32
NAS43DD12-64	43A-10
NAS43DD3-12	51B-21C
NAS43DD3-12	79 -45

PART NUMBER	FIGURE AND INDEX NO.
NAS43DD3-13	89C-16
NAS43DD3-14	53 -45
NAS43DD3-16	84A-34
NAS43DD3-16	84A-34
NAS43DD3-16	89B-31
NAS43DD3-16	90 -63
NAS43DD3-18	53A-50
NAS43DD3-21	75 -14
NAS43DD3-24	81 -32
NAS43DD3-3	51B-21C
NAS43DD3-32	56 -68
NAS43DD3-32	71 -17
NAS43DD3-32	71A-18
NAS43DD3-45	89B-18
NAS43DD3-45	89C-17
NAS43DD3-48	91 - 9
NAS43DD3-6	89B-27
NAS43DD3-6	89C-24
NAS43DD3-64	53C-20
NAS43DD3-64	53E-22
NAS43DD3-64	53G-23
NAS43DD3-64	53J-70
NAS43DD3-64	53L-73
NAS43DD3-64	53N-76
NAS43DD3-64	53Q-84
NAS43DD3-64	57A- 5B
NAS43DD3-70	91 -11
NAS43DD3-8	90 -48
NAS43DD3-9	89C-28
NAS43DD4-16	53A- 3
NAS43DD4-16	53B- 2
NAS43DD4-16	53B- 8
NAS43DD4-16	53C-59
NAS43DD4-16	53D- 2
NAS43DD4-16	53D- 6
NAS43DD4-16	53E- 2
NAS43DD4-16	53E- 7
NAS43DD4-16	53F- 2
NAS43DD4-16	53F- 6
NAS43DD4-16	53G- 2
NAS43DD4-16	53G- 8
NAS43DD4-16	53H- 2
NAS43DD4-16	53J-40
NAS43DD4-16	53J-47
NAS43DD4-16	53K- 2
NAS43DD4-16	53K- 6
NAS43DD4-16	53L-41
NAS43DD4-16	53L-50
NAS43DD4-16	53M- 2
NAS43DD4-16	53M- 6
NAS43DD4-18	75 -11
NAS43DD6-132	79B-27B
NAS43HT-80	51C-27
NAS43HT1-23	52A-27
NAS43HT3-12	53 -33
NAS43HT3-12	49A- 5
NAS43HT3-12	49B- 5
NAS43HT3-12	49C- 5
NAS43HT3-16	72 -23
NAS43HT3-16	49 -51B
NAS43HT3-16	51A-81B
NAS43HT3-34	82A-11A
NAS43HT3-34	41 -46
NAS43HT3-4	41A-57
NAS43HT3-6	79 -58B
NAS43HT3-6	76B-39
NAS43HT3-64	53 -10
NAS43HT3-64	53A-15
NAS43HT3-8	79 -62
NAS43HT3-8	92A-22
NAS43HT3-9	62 -31
NAS43HT4-12	49B-54
NAS43HT4-12	49C-53
NAS43HT4-12	51E-98A

PART NUMBER	FIGURE AND INDEX NO.	PART NUMBER	FIGURE AND INDEX NO.	PART NUMBER	FIGURE AND INDEX NO.
NAS43HT4-12	51F-94	NAS446-2-3	66 - 2	NAS561-2-12	49 -44
NAS43HT4-12	52A-23	NAS446-2-3	66 - 5	NAS561-2-12	49A-48
NAS43HT4-12	52A-26	NAS446-2-3	66 - 9	NAS561-2-12	49B-47
NAS43HT4-12	52B-43	NAS446-2-3	66 -13	NAS561-2-12	49C-42
NAS43HT4-12	52B-46	NAS446-2-3	66 -27	NAS561-3-16	51D-82
NAS43HT4-16	76 -47	NAS446-2-3	66 -52	NAS561-3-16	51E-85
NAS43HT4-16	76A-47	NAS446-2-3	90 -12	NAS561-3-8	49A-43
NAS43HT4-16	77 -58	NAS446-2-3	90 -16	NAS561-3-8	49B-42
NAS43HT4-16	79 -27	NAS446-2-3	91 -17	NAS561-3-8	49C-44
NAS43HT4-18	51B- 4	NAS446-2-3	93 - 5	NAS561-3-8	75 - 9
NAS43HT4-20	48 -34	NAS446-2-3	93 - 9	NAS561-3-8	75 -27
NAS43HT4-20	49A-56	NAS446-3-3	47 -19	NAS561-4-6	34 -12
NAS43HT4-20	50 - 9	NAS446-3-3	47A-20	NAS561-4-9	43 -17
NAS43HT4-20	52 -17	NAS446-3-3	47B-20	NAS561-5-12	71 -27
NAS43HT4-22	49 -54	NAS446-4	91A-20	NAS561-5-12	71A-28
NAS43HT4-22	51A-84	NAS446-4-3	5 - 6	NAS561-6-14	74 -30
NAS43HT4-22	51B-33	NAS446-4-3	5A- 8	NAS561-6-18	51 - 3
NAS43HT4-32	52A-22	NAS446-4-3	5B- 8	NAS561-6-18	51 - 5
NAS43HT4-32	52B-42	NAS446-4-3	22 - 6	NAS561-6-18	51 -31
NAS43HT4-42	76B-40D	NAS446-4-3	22 -13	NAS561-6-32	74A-49
NAS43HT4-47	52 -19	NAS446-4-3	22 -22	NAS561C0-10	51A-81
NAS43HT4-55	80 -15	NAS446-4-3	39B-47	NAS561C2-8	70 - 8
NAS43HT4-80	52B-47	NAS446-4-3	53C-81	NAS561C3-10	49 -51
NAS43HT4-88	52B-47	NAS446-4-3	53E-75	NAS561C3-10	49A-52
NAS43HT5-17	74 - 5	NAS446-4-3	53G-70	NAS561C3-10	49B-51
NAS430D3-64	53 -10	NAS446-4-3	53J- 4	NAS561C3-10	49C-49
NAS430D3-64	53A-15	NAS446-4-3	53L- 4	NAS561C3-10	50 -28
NAS434-16-27	63 -64	NAS446-4-3	53N- 4	NAS561C3-10	51 -45
NAS434A12-27	63 -58	NAS446-4-3	55 -18	NAS561C3-10	52B-13
NAS434A14-27	63 -45	NAS446-4-3	62 -11	NAS561C3-10	52B-15
NAS434A14-27	63 -64	NAS446-4-3	62 -42	NAS561C3-12	51 -46
NAS435A4-92	62 -42	NAS446-4-3	62 -43	NAS561P3-8	41 -44
NAS435A5-92	62 -26	NAS446-4-3	63 -58	NAS561P3-8	41A-55
NAS437-2C	82 - 7	NAS446-4-3	63 -58	NAS561P3-8	51 -16
NAS444-14-3	5 -14	NAS446-4-3	65 - 5	NAS561P3-8	51A-57
NAS444-14-3	5 -17	NAS446-4-3	69 - 3	NAS561P4-10	51 -22
NAS444-14-3	5A-24	NAS446-4-3	69A- 3	NAS561P4-10	51A-48
NAS444-14-3	5A-29	NAS446-4-3	71A- 4	NAS561P4-10	51A-53
NAS444-14-3	5B-14	NAS446-4-3	71A- 7	NAS561P4-10	51D-36
NAS444-4-3	7 -23	NAS446-4-3	71A-47	NAS561P4-10	51D-66
NAS444-4-3	7A-23	NAS446-4-3	84A-34	NAS561P4-10	51D-68
NAS444-5	12 -31	NAS446-4-3	86 -18	NAS561P4-10	51E-38
NAS445-5	12 -30	NAS446-4-3	89 -12	NAS561P4-10	51E-69
NAS446-1	53G-99	NAS446-5-3	63 -41	NAS561P4-10	51E-71
NAS446-1-3	45A-37	NAS448-1-3	61B-51E	NAS561P4-12	51 -28
NAS446-1-3	45B-28	NAS455-163C4-8	9 -19	NAS561P4-12	51A-52
NAS446-1-3	47 - 3	NAS464-3-22	35 -43	NAS561P4-12	51D-24
NAS446-1-3	47A- 3	NAS464-3-22	35A-47	NAS561P4-12	51D-27
NAS446-1-3	47B- 3	NAS464P3-7	15 -54	NAS561P4-12	51D-29
NAS446-1-3	53E-71	NAS464P3-9	78 -26	NAS561P4-12	51D-34
NAS446-1-3	76A-51	NAS464P4A8	56 -50	NAS561P4-12	51D-61
NAS446-1-3	79B-35	NAS464P5LA30	39B-16	NAS561P4-12	51E-25
NAS446-1-3	79B-37	NAS464P6LA32	34 - 2	NAS561P4-12	51E-28
NAS446-1-3	82 -31	NAS488-1-3	32 - 5	NAS561P4-12	51E-30
NAS446-1-3	82A-36	NAS488-1-3	61C-72	NAS561P4-12	51E-36
NAS446-1-3	82A-37	NAS488-10	70 -22	NAS561P4-12	51E-63
NAS446-2	91A-23	NAS488-5-3	32 - 5	NAS561P4-12	51F-22
NAS446-2-1	53A- 8	NAS514-1032-14	41 -46	NAS561P4-12	51F-29
NAS446-2-1	53C- 8	NAS514-1032-14	41A-57	NAS561P4-12	51F-34
NAS446-2-1	53E- 9	NAS514-632R10	74A-16	NAS561P4-12	51F-54
NAS446-2-1	53G-10	NAS557-3A	22 -10	NAS561P4-12	51F-56
NAS446-2-1	53J-56	NAS557-3A	53L-21	NAS561P4-14	38 - 9
NAS446-2-1	53N-59	NAS557-4A	22 - 7	NAS561P4-15	43A-18
NAS446-2-1	53Q-69	NAS557-4A	22 -24	NAS561P4-15	51F-37
NAS446-2-3	53 -27	NAS557-4A	53N-22	NAS561P4-18	38A- 9
NAS446-2-3	55 - 3	NAS557-6A	22 - 3	NAS561P4-18	38B-11
NAS446-2-3	55 - 6	NAS557-8A	4B-49	NAS561P4-6	43A-21
NAS446-2-3	55 -14	NAS557-8A	5B- 5	NAS561P4-8	51 -26
NAS446-2-3	55 -20	NAS557-8A	5B-32	NAS561P4-8	51A-50
NAS446-2-3	55A-16	NAS557-8A	22 -18	NAS561P4-8	51F-66
NAS446-2-3	55A-18	NAS557-8A	79B-32	NAS561P6-12	51F-26
NAS446-2-3	55A-20	NAS561-P3-10	52A-10	NAS561P6-18	51A-35
NAS446-2-3	63 -50	NAS561-2-10	82 -33	NAS561P6-18	51C-31
NAS446-2-3	63 -80	NAS561-2-10	82A-39	NAS561P6-18	51D-49

PART NUMBER	FIGURE AND INDEX NO.
NAS561P6-18	51D-52
NAS561P6-18	51E-51
NAS561P6-18	51E-54
NAS561P6-18	51F-49
NAS561P6-22	51A-33
NAS561P6-22	51C- 5
NAS561P6-22	51C- 7
NAS561P6-22	51D-54
NAS561P6-22	51E-56
NAS561P6-22	51F-47
NAS561P6-28	51D-45
NAS561P6-28	51E-47
NAS561P6-28	51F-42
NAS561P8-18	51D-48
NAS561P8-18	51D-56
NAS561P8-18	51E-50
NAS561P8-18	51E-58
NAS561P8-18	51F-43
NAS561P8-18	51F-45
NAS563-11	38A- 6
NAS563-11	38B-13
NAS601-5	53J-38
NAS601-5	53L-39
NAS601-5	53N-42
NAS601-5	53Q-23
NAS602-40	91 - 8
NAS620-4	79 -66
NAS620-4	79 -69
NAS620-4	79B-15
NAS620-4	79C-13
NAS620-416	26 - 6B
NAS620-8	47B-26
NAS620-8	47C-32
NAS620A416L	57A-17
NAS620A416L	57B-19
NAS679-A06	91A-17
NAS679AD6	53G-33
NAS679A04	45A-32
NAS679A04	45A-35
NAS679A04	45B-23
NAS679A04	45B-26
NAS679A04	63 -65
NAS679A04	74B-29
NAS679A06	13 -33
NAS679A06	19 -20
NAS679A06	19 -25
NAS679A06	31 -27C
NAS679A06	31A-31
NAS679A06	41 -22
NAS679A06	42 -21
NAS679A06	53E-32
NAS679A06	53J-80
NAS679A06	53L-83
NAS679A06	53N-86
NAS679A06	53Q-91A
NAS679A06	61A-11
NAS679A06	61B-13
NAS679A06	70 -35
NAS679A06	71A-54
NAS679A06	74A-17
NAS679A06	74B-21
NAS679A06	74B-29
NAS679A06	74C-27
NAS679A06	79 -66
NAS679A06	79A- 8
NAS679A06	90 -75
NAS679A06	91 -22
NAS679A08	3 -26
NAS679A08	8 -32
NAS679A08	11 -17
NAS679A08	11 -17
NAS679A08	14A-41
NAS679A08	15A-67
NAS679A08	17 -10

PART NUMBER	FIGURE AND INDEX NO.
NAS679A08	17 -41
NAS679A08	17 -41
NAS679A08	17 -49
NAS679A08	17A-10
NAS679A08	17A-33
NAS679A08	17A-41
NAS679A08	17A-41
NAS679A08	20 -23
NAS679A08	23A-70
NAS679A08	41A-28
NAS679A08	42A-27
NAS679A08	49 - 7
NAS679A08	49A- 9
NAS679A08	49B- 9
NAS679A08	49C- 9
NAS679A08	51A- 7
NAS679A08	51D-85
NAS679A08	51D-87A
NAS679A08	51E-88
NAS679A08	51E-91
NAS679A08	51F-74
NAS679A08	51F-89
NAS679A08	52A-17
NAS679A08	52B-21
NAS679A08	52C- 7
NAS679A08	52C-11
NAS679A08	53A-53
NAS679A08	53C-61
NAS679A08	56 -37
NAS679A08	69A-28
NAS679A08	74 -19
NAS679A08	74 -36
NAS679A08	74 -40
NAS679A08	74 -51
NAS679A08	74 -66
NAS679A08	74 -70
NAS679A08	74A-13
NAS679A08	74A-17C
NAS679A08	74A-31
NAS679A08	74A-41
NAS679A08	74A-50
NAS679A08	75 - 8
NAS679A08	76 -50
NAS679A08	76A-50
NAS679A08	76B-29
NAS679A08	79 - 9
NAS679A08	79B-33
NAS679A08	81 -52
NAS679A08	82A-11A
NAS679A08	89 - 8
NAS679A08	89A-20
NAS679A08	89A-66
NAS679A08	89B- 7
NAS679A08	89B-55
NAS679A08	89C- 7
NAS679A08	89C-42
NAS679A08	91A-20
NAS679A08	92 -13
NAS679A08K	52D-21
NAS679A4	9 - 6
NAS679A4	12B- 5
NAS679A4	13 - 3
NAS679A4	14 - 4
NAS679A4	14 -32
NAS679A4	14A- 3
NAS679A4	14A-51
NAS679A4	15 - 3
NAS679A4	15 -42
NAS679A4	15A- 3
NAS679A4	15A-61
NAS679A4	17 -14
NAS679A4	17A-14
NAS679A4	31 -31
NAS679A4	31 -34
NAS679A4	31A-35

PART NUMBER	FIGURE AND INDEX NO.
NAS679A4	31A-39
NAS679A4	35 -12
NAS679A4	35A- 5
NAS679A4	36A-11
NAS679A4	37 -11
NAS679A4	37A-12
NAS679A4	40A-25
NAS679A4	48 -35
NAS679A4	49 -55
NAS679A4	49A-57
NAS679A4	49C-55
NAS679A4	50 -10
NAS679A4	51 -18
NAS679A4	51A-37
NAS679A4	51A-85
NAS679A4	51B-34
NAS679A4	51C-33
NAS679A4	51E-98A
NAS679A4	51F-96
NAS679A4	52 - 9
NAS679A4	52 -16
NAS679A4	52A- 2
NAS679A4	52A-24
NAS679A4	52A-28
NAS679A4	52B- 3
NAS679A4	52B-44
NAS679A4	52B-48
NAS679A4	52C-19
NAS679A4	52D- 5
NAS679A4	52D- 9
NAS679A4	52D-19
NAS679A4	62 -36
NAS679A4	62 -39
NAS679A4	74 -24
NAS679A4	74 -75
NAS679A4	74A-22
NAS679A4	74A-44
NAS679A4	76 -31
NAS679A4	76 -37
NAS679A4	76 -43
NAS679A4	76A-36
NAS679A4	76A-43
NAS679A4	77 -13
NAS679A4	77 -25
NAS679A4	77 -38
NAS679A4	77 -42
NAS679A4	77 -45
NAS679A4	77 -48
NAS679A4	79 -32
NAS679A4	79 -47
NAS679A4	79 -63
NAS679A4	80 -14
NAS679A4	80 -20
NAS679A4	80 -24
NAS679A4	84 - 4
NAS679A4	84A-28
NAS679A4	84A-34
NAS679A4	90 -64E
NAS679A5	6 -14
NAS679A5	6A-16
NAS679A5	12 - 3
NAS679A5	12 - 3
NAS679A5	12A- 5
NAS679A5	12B- 6
NAS679A5	17 -19
NAS679A5	17A-19
NAS679A5	31 - 9
NAS679A5	31A- 7
NAS679A5	33 - 2
NAS679A5	33 -21
NAS679A5	33A- 2
NAS679A5	33A-19
NAS679A5	35 - 5
NAS679A5	35 - 8

PART NUMBER	FIGURE AND INDEX NO.	PART NUMBER	FIGURE AND INDEX NO.	PART NUMBER	FIGURE AND INDEX NO.
NAS679A5	35A-10	NAS680A3	56 -62	NAS696A08	42A-17
NAS679A5	35A-15	NAS680A3	58 -12	NAS696A08	42A-18
NAS679A5	37B- 5	NAS680A3	58 -28	NAS696A08	44 -20
NAS679A5	39 -14	NAS680A3	58 -30	NAS696A08	53N-37
NAS679A5	39A-14	NAS680A3	61B-49	NAS696A08	53Q-41
NAS679A5	39B-18	NAS680A3	61C-53	NAS696A08	74A-11
NAS679A5	39B-22	NAS680A3	66 -36	NAS696A08	89B-12
NAS679A5	40A-14	NAS680A3	66 -39	NAS696A08	89C-11
NAS679A5	56 -16	NAS680A3	68B- 8	NAS696A08K	12 -20
NAS679A5	56 -39D	NAS680A3	68B- 9	NAS696A08K	12 -20
NAS679A5	74 - 7	NAS680A3	68B- 9	NAS696A08K	12A-10
NAS679A5	76 -26	NAS680A3K	39 -68	NAS696A08K	12B-10
NAS679A5	76 -32	NAS680A3K	39A-59	NAS696A08K	13 -27
NAS679A5	76A-19	NAS680A3K	39B-63	NAS696A08K	21A-25
NAS679A5	76A-24	NAS680A4	23A-45	NAS696A08K	21A-25
NAS679A5	76A-31	NAS680A4	23A-47	NAS696A08K	21B-32
NAS679A5	76B-33	NAS680A4	24 -26	NAS696A08K	29 -64
NAS679A5	77 -32	NAS680A4	25 -27	NAS696A08K	29A-50
NAS679A5	79 -16	NAS680A4	30 - 2	NAS696A08K	29B-55
NAS679A5	95 - 7	NAS680C08M	17 -28	NAS696A08K	29B-55
NAS679A6	12 - 3	NAS680C08M	17A-28	NAS696A3	14A-35
NAS679A6	12 - 6	NAS682-A4	48 -23	NAS696A3	31 - 3
NAS679A6	12A- 6	NAS682A08	17A-10	NAS696A3	31A- 4
NAS679A6	34 - 5	NAS682A08	25 - 3C	NAS696A3	41 -17
NAS679A6	39 - 6	NAS682A08	41 -25A	NAS696A3	41A-21
NAS679A6	39 -16	NAS682A08	41A-36	NAS696A3	42 -16
NAS679A6	39A- 6	NAS682A08	42 -15A	NAS696A3	42A-20
NAS679A6	39A-16	NAS682A3	29B-17	NAS696A3	56 -63
NAS679A6	39B-25	NAS682A3	43A-14	NAS696A3	61B-23
NAS679A6	60 -13	NAS684A08	74A-22A	NAS696A3K	23A-55
NAS679A6	60 -44	NAS684A3	53Q- 6	NAS696A3K	53N-29
NAS679A6	79 -50	NAS686A08	4A-20	NAS696A3K	53Q-32
NAS679C3M	79B-29	NAS686A08	4B-24	NAS697A08	4 -12
NAS680A06	12A-11	NAS686A08	29B-53	NAS697A04L	90A- 2
NAS680A06	12B-11	NAS686A08K	4 -25	NAS697A06L	21B-30
NAS680A06	21A-24	NAS686A08K	4A-24	NAS697A06L	53E-91
NAS680A06K	39B-43	NAS686A3	4A-20	NAS697A06L	53E-92
NAS680A08	5 -24	NAS686A3	4B-20	NAS697A06L	53G-86
NAS680A08	5A-36	NAS686A3	15 -16	NAS697A06L	53G-87
NAS680A08	17A-44	NAS686A3	18 -11	NAS697A06L	53J-15
NAS680A08	17A-79	NAS686A3	20 - 4	NAS697A06L	53J-18
NAS680A08	21 -14	NAS686A3	20 - 6	NAS697A06L	53L-15
NAS680A08	21B- 4	NAS686A3	24 -18	NAS697A06L	53L-18
NAS680A08	21B-18	NAS686A3	39 -46	NAS697A06L	53N-16
NAS680A08	23 - 8A	NAS686A3	39 -46	NAS697A06L	53Q- 7
NAS680A08	23 -58	NAS686A3	39 -46	NAS697A06L	53Q- 9
NAS680A08	23A- 9	NAS686A3	39 -69	NAS697A06L	53Q-17
NAS680A08	23A-19	NAS686A3	39A-39	NAS697A08	4A-11
NAS680A08	24 -12	NAS686A3	39A-58	NAS697A08	4A-16
NAS680A08	44 -13	NAS686A3	39B-62	NAS697A08	4B-11
NAS680A08	44 -17	NAS686A3K	90 -77	NAS697A08	19 - 2
NAS680A08	68A- 4	NAS687A3	24 - 6	NAS697A08	23A-27
NAS680A08	91 -24	NAS687A3	61A-14	NAS697A08	23A-28
NAS680A08	92A-12	NAS687A3K	25 -24	NAS697A08	23A-44
NAS680A08K	21 -21	NAS696A04L	90A- 4	NAS697A08	23A-71
NAS680A08K	25 -49	NAS696A06L	3 -51	NAS697A08	29 -50
NAS680A08K	25 -50	NAS696A06LK	19 -18	NAS697A08	29A-38
NAS680A08K	25 -68	NAS696A08	5B-31	NAS697A08	29B-43
NAS680A08K	25 -72	NAS696A08	17 -63	NAS697A08	31 -35
NAS680A3	10 -20	NAS696A08	17A-65	NAS697A08	31A- 2
NAS680A3	15A-29	NAS696A08	21 -24	NAS697A08	31A-40
NAS680A3	17 -1C	NAS696A08	23A-28	NAS697A08	41 -10
NAS680A3	18 -21	NAS696A08	23A-71	NAS697A08	41 -25
NAS680A3	18 -23	NAS696A08	31 -36	NAS697A08	41 -25A
NAS680A3	18 -30A	NAS696A08	41 -10	NAS697A08	41A-13
NAS680A3	20 - 6	NAS696A08	41 -24	NAS697A08	41A-35
NAS680A3	21A- 7	NAS696A08	41 -25	NAS697A08	42 - 9
NAS680A3	21B-33	NAS696A08	41A-13	NAS697A08	42 -15
NAS680A3	24 -12	NAS696A08	41A-34	NAS697A08	42 -15A
NAS680A3	25 - 8A	NAS696A08	41A-35	NAS697A08	42A-11
NAS680A3	31A-12	NAS696A08	42 - 9	NAS697A08	42A-18
NAS680A3	39 -47	NAS696A08	42 -14	NAS697A08	44 -10C
NAS680A3	39A-40	NAS696A08	42 -15	NAS697A08	53C-91
NAS680A3	39B-55	NAS696A08	42A-11	NAS697A08	53C-94

PART NUMBER	FIGURE AND INDEX NO.
NAS697A08	53E-86
NAS697A08	53G-81
NAS697A08	53J-13
NAS697A08	53J-16
NAS697A08	53L-13
NAS697A08	53L-16
NAS697A08	53N-13
NAS697A08	53N-17
NAS697A08	53N-28
NAS697A08	53N-36
NAS697A08	53Q-15
NAS697A08	53Q-18
NAS697A08	53Q-26
NAS697A08	53Q-34
NAS697A08	53Q-40
NAS697A08	53Q-61
NAS697A08	61B-50A
NAS697A08	61C-50
NAS697A08	61C-57
NAS697A08	74A-11
NAS697A08	89B-12
NAS697A08	89C-11
NAS697A08	92A-21
NAS697A08K	12 -20
NAS697A08K	12A-10
NAS697A08K	12B-10
NAS697A08K	13 - 9
NAS697A08K	13 -28
NAS697A08K	21B-34
NAS697A08K	29 -63
NAS697A08K	29A-49
NAS697A08K	29B-54
NAS697A08K	29B-54
NAS697A08K	39B-45
NAS697A08K	43 - 3
NAS697A3	14A-35
NAS697A3	23 -13
NAS697A3	25 - 8A
NAS697A3	28 -10
NAS697A3	29 -17
NAS697A3	29 -23
NAS697A3	53C-92
NAS697A3	53J-30A
NAS697A3	53L-30
NAS697A3	53N-24
NAS697A3	53N-31
NAS697A3	53Q-29
NAS697A3	53Q-36
NAS697A3	56 -39
NAS697A3	88 - 9
NAS697A3	88A- 9
NAS697A4	21A-16
NAS697A4	31 -20
NAS697A4	31A-20
NAS697A4K	21 - 7
NAS697A4K	21A- 8
NAS697A4K	21A- 8
NAS697A4K	21B-31
NAS697A4K	23A-55
NAS698A08	29 -51
NAS698A08	29A-39
NAS698A08	29B-44
NAS698A08	68A- 6
NAS698A08K	12 -18
NAS698A08K	12A-11
NAS698A08K	12B-11
NAS698A08K	13 -29
NAS698A08K	29B-55
NAS698A08K	43A-29
NAS698A3	25 - 8A
NAS698A3	43A-14
NAS698A3	53J-20
NAS698A3	53L-20
NAS698A3	53N-21

PART NUMBER	FIGURE AND INDEX NO.
NAS698A3	53Q-27
NAS698A3K	75 -21
NAS70A-128-313	43 -26
NAS737RM30	8 -15A
NAS75-3-016	79B- 7
NAS75-3-016	79C- 5
NAS75-4-10	33 - 5
NAS75-4-10	33A- 5
NAS75-4-103	79 -63A
NAS75-4-304	79 -63
NAS75-5-225	33A-21
NAS76A3-016	75 -15
NAS76A3-028	75 -15A
NAS77-3-23	35 -35A
NAS77-3-23	35A-39
NAS77-6-88	35 -35
NAS77-6-88	35 -47
NAS77-6-88	35A-38
NAS77-6-88	35A-51
NTA-2233	74 -61
NTA-2233	74A- 8
N233-2	92A-19
PN-3A	15 -52
PR0890	1 -14B
P2274	88 -23
P2274	88A-23
P2274	88B-18
P2274	88C-16
R-12 1/2-75RS34	53A-40
R-12 1/2-8RS34	53A-39
R12 1/2-75RS34	53C-46
R12 1/2-8RS34	53C-45
R121/275RS34	53E-46
R121/28RS34	53E-45
R5673	64B-24
S-1550-1	61C-33
SEE NOTE *	69A-41
SEE NOTE *	90 -65
SEE NOTE %	62 -10
SEE NOTE %	62 -17
SEE NOTE %	62 -27
SEE NOTE %	62 -38
SE709	86 -57
SF1030-26BX	74B-24
SF1030BX	74C-14
SH15	63A-42
SH20A	63A-43
SH200A	63A-44
SK182-34	35 - 3
SM2H	74 -85
SM2H	74 -86
SM3P	74 -85
SM3S	74 -86
SS51058K2215	66 -19
S1003-43A	72 -34
S1004-1A	19 -12
S1004-1A	19 -17
S1004-1A	19 -25
S1021-10-10	87 -17
S1021-8-6	75 -30
S1021A4-6	17 -73
S1021A4-6	45B-18
S1021A4-6	46 - 5
S1021A4-6	46 - 6
S1021A4-6	47B-14
S1021A4-6	49B-14
S1021A4-6	49B-15
S1021A4-6	49C-14
S1021A4-6	49C-15
S1021A4-6	49C-18
S1021A4-6	51D- 9
S1021A4-6	51D-18
S1021A4-6	51D-21
S1021A4-6	51E-10

PART NUMBER	FIGURE AND INDEX NO.
S1021A4-6	51E-11
S1021A4-6	51E-19
S1021A4-6	51E-22
S1021A4-6	51F- 9
S1021A4-6	51F-17
S1021A4-6	51F-20
S1021A4-6	52A-41
S1021A4-6	52B-38
S1021A4-6	53G-99
S1021A4-6	53N-55
S1021A4-6	53Q-60
S1021A4-6B	53E- 8
S1021A4-6B	53G- 9
S1021A4-6B	53J-53
S1021A4-6C	45A-36
S1021A4-6C	45B-27
S1021A6-12	47C- 2
S1021A6-6	53E- 4
S1021A6-6	53G- 5
S1021A6-6	53J-50
S1021A6-6	53L-53
S1021A6-6	53N-57
S1021A6-6	53Q-54
S1021A6-6B	53A- 7
S1021A6-6B	53B-21
S1021A6-8C	52A-41
S1021A8-6	74A-17E
S1021A8-6	90 - 9A
S1021Z10-10	63 -45
S1021Z10-10	63 -58
S1021Z10-12	63 -64
S1021Z10-6	76A-51
S1021Z10-6	79B-35
S1021Z10-6	79B-37
S1021Z10-6	85 -14
S1021Z10-6	89C-50
S1021Z10-8	63 -41
S1021Z10-8	63 -61
S1021Z10-8	63 -71
S1021Z10-8	70 -22
S1021Z2-5	53D-11
S1021Z2-5	53E-61
S1021Z2-5	53F-10
S1021Z2-5	53G-62
S1021Z2-5	53H-10
S1021Z4-12	53 -28
S1021Z4-4	47 -19
S1021Z4-4	47 -21
S1021Z4-4	47A-20
S1021Z4-4	47B-20
S1021Z4-4	47B-22
S1021Z4-4	47C-22
S1021Z4-4	47C-25
S1021Z4-4	47D-39
S1021Z4-4	82 -30
S1021Z4-4	82A-34
S1021Z4-4C	82A-35
S1021Z4-6	90A- 2
S1021Z4-6	44 -24
S1021Z4-6	45 -14
S1021Z4-6	45A-13
S1021Z4-6	45B- 6
S1021Z4-6	45B- 7
S1021Z4-6	45B- 9
S1021Z4-6	46 -12
S1021Z4-6	47 -14
S1021Z4-6	47 -15
S1021Z4-6	47A-14
S1021Z4-6	47A-16
S1021Z4-6	47B-16
S1021Z4-6	47C-15
S1021Z4-6	47D- 3
S1021Z4-6	47D- 9

PART NUMBER	FIGURE AND INDEX NO.	PART NUMBER	FIGURE AND INDEX NO.	PART NUMBER	FIGURE AND INDEX NO.
S1021Z4-6	47D-20	S1021Z6-8	90 -70	S1021Z8-8	22 -17
S1021Z4-6	47D-23	S1021Z6-8	93 - 6	S1021Z8-8	32 - 2
S1021Z4-6	47D-24	S1021Z6-8B	53A- 4	S1021Z8-8	45 - 4
S1021Z4-6	47D-25	S1021Z6-8B	53C- 3	S1021Z8-8	45 -18
S1021Z4-6	48 -10	S1021Z6R8	32 - 4	S1021Z8-8	45 -33
S1021Z4-6	50 -24	S1021Z8	41 -14	S1021Z8-8	45A- 4
S1021Z4-6	52 - 4	S1021Z8-10	69 -22	S1021Z8-8	45B- 2
S1021Z4-6	52A- 7	S1021Z8-10	69A-18	S1021Z8-8	46 -11
S1021Z4-6	52B-10	S1021Z8-10	71 - 7	S1021Z8-8	47 -27
S1021Z4-6	89 - 9	S1021Z8-10	71A-50	S1021Z8-8	47A-29
S1021Z4-6B	45 -10	S1021Z8-10	71A-54	S1021Z8-8	47B-26
S1021Z4-6B	45A- 9	S1021Z8-10	82 -12	S1021Z8-8	47B-26
S1021Z4-6B	45B- 4	S1021Z8-10	82A-18	S1021Z8-8	47C-27
S1021Z4-6C	45A-37	S1021Z8-10	86 -18	S1021Z8-8	47C-29
S1021Z4-6C	45B-28	S1021Z8-14	84A-34	S1021Z8-8	47D-32
S1021Z4-8	47 - 3	S1021Z8-5	74A-53	S1021Z8-8	47D-33
S1021Z4-8	47A- 3	S1021Z8-6	3 -43	S1021Z8-8	53C-81
S1021Z4-8	47B- 3	S1021Z8-6	3 -45	S1021Z8-8	53E-75
S1021Z4-8	47C- 3	S1021Z8-6	3 -59	S1021Z8-8	53G-70
S1021Z4-8	47D- 5	S1021Z8-6	17 -52	S1021Z8-8	53J- 4
S1021Z4-8	53C-78	S1021Z8-6	17A-53	S1021Z8-8	53L- 4
S1021Z4-8	53E-71	S1021Z8-6	22 - 2	S1021Z8-8	53N- 4
S1021Z6-10C	69 -28	S1021Z8-6	22 - 5	S1021Z8-8	53N-55
S1021Z6-4	49 -19	S1021Z8-6	22 - 9	S1021Z8-8	55A-11
S1021Z6-4	51A-21	S1021Z8-6	22 -12	S1021Z8-8	56 -30
S1021Z6-4	51A-24	S1021Z8-6	22 -21	S1021Z8-8	62 -26
S1021Z6-4	51B-17	S1021Z8-6	25 -18	S1021Z8-8	62 -42
S1021Z6-4	51B-19	S1021Z8-6	29 -62	S1021Z8-8	63 -15
S1021Z6-6	47 -19	S1021Z8-6	29A-53	S1021Z8-8	65 - 4
S1021Z6-6	47 -23A	S1021Z8-6	29B-58	S1021Z8-8	65A- 6
S1021Z6-6	47A-20	S1021Z8-6	39B-45	S1021Z8-8	69 - 2
S1021Z6-6	47A-25	S1021Z8-6	46 - 7	S1021Z8-8	69A- 2
S1021Z6-6	47A-25C	S1021Z8-6	53N-29B	S1021Z8-8	81 -19
S1021Z6-6	47B-20	S1021Z8-6	55 -18	S1021Z8-8	82 - 3
S1021Z6-6	51B-28	S1021Z8-6	62 -11	S1021Z8-8	82 -10
S1021Z6-6	53Q-63	S1021Z8-6	62 -41	S1021Z8-8	82A- 3
S1021Z6-6	55 - 2	S1021Z8-6	62 -42	S1021Z8-8	82A-14
S1021Z6-6	55 - 5	S1021Z8-6	62 -43	S1021Z8-8	89 -12
S1021Z6-6	55 -14	S1021Z8-6	63 -58	S1021Z8-8	89 -12
S1021Z6-6	55 -19	S1021Z8-6	68 - 7	S1021Z8-8	89 -13
S1021Z6-6	55A-15	S1021Z8-6	68A-10	S1021Z8-8	89A-61
S1021Z6-6	55A-17	S1021Z8-6	69 - 4	S1021Z8-8	89B-40
S1021Z6-6	55A-20	S1021Z8-6	69A- 4	S1021Z8-8	89B-95
S1021Z6-6	63 -49	S1021Z8-6	71A- 4	S1021Z8-8	89B-98
S1021Z6-6	63 -79	S1021Z8-6	71A- 7	S1021Z8-8	89C-51
S1021Z6-6	66 - 2	S1021Z8-6	71A-47	S1021Z8-8	89C-98C
S1021Z6-6	66 - 5	S1021Z8-6	79B-31	S1021Z8-8	91A-20
S1021Z6-6	66 - 8	S1021Z8-6	86 -18	S1021Z8-8	93 - 2
S1021Z6-6	66 -12	S1021Z8-6	89C-98B	S1021Z8-8B	45A- 7B
S1021Z6-6	66 -26	S1021Z8-6C	49 -13	S1021Z8-8C	52D- 6
S1021Z6-6	66 -51	S1021Z8-6C	49A-14	S1022A4-6	53B-20
S1021Z6-6	89B-41	S1021Z8-6C	51A-13	S1022A4-6	90 - 9
S1021Z6-6	89B-96	S1021Z8-6C	51B-11	S1022A6-6	53E- 5
S1021Z6-6	89B-97	S1021Z8-8	3 -17	S1022A6-6	53G- 6
S1021Z6-6	89C-98A	S1021Z8-8	3 -31	S1022A6-6	53J-51
S1021Z6-6	90 -11	S1021Z8-8	3 -31	S1022A6-6	53L-54
S1021Z6-6	90 -16	S1021Z8-8	3 -42	S1022Z4-8	53G-59
S1021Z6-6	91 -16	S1021Z8-8	4 - 4	S1022Z4-8	53Q-53
S1021Z6-6	91A-21	S1021Z8-8	4A- 4	S1022Z4-8	89A-55
S1021Z6-6	93 - 8	S1021Z8-8	4B- 4	S1022Z6-10	50 -25
S1021Z6-8	45 - 5	S1021Z8-8	5 - 6	S1022Z6-10	51A-58
S1021Z6-8	45A- 5	S1021Z8-8	5A- 8	S1022Z6-10B	53A- 8
S1021Z6-8	45B- 3	S1021Z8-8	5B- 8	S1022Z6-10B	53C- 8
S1021Z6-8	45B- 5	S1021Z8-8	8 -17	S1022Z6-8	53N-59
S1021Z6-8	48 -12	S1021Z8-8	10 -29	S1022Z6-8	53Q-69
S1021Z6-8	49 -36	S1021Z8-8	14 -42	S1022Z6-8B	53J-56
S1021Z6-8	51D-74	S1021Z8-8	14 -44	S1022Z6-88	53E- 9
S1021Z6-8	51E-77	S1021Z8-8	14A-47	S1022Z6-88	53G-10
S1021Z6-8	53 -27	S1021Z8-8	14A-54	S1022Z8-10	91A- 2
S1021Z6-8	53B-22	S1021Z8-8	14A-57	S1022Z8-14	91 - 2
S1021Z6-8	61B-51F	S1021Z8-8	17 - 7	S1022Z8-6	3 -19
S1021Z6-8	61C-71	S1021Z8-8	17 -44B	S1022Z8-6	3 -20
S1021Z6-8	79 -71	S1021Z8-8	17 -75	S1022Z8-8	3 -15
S1021Z6-8	90 - 7B	S1021Z8-8	17A- 7	S1022Z8-8	3 -19

PART NUMBER	FIGURE AND INDEX NO.
S1022Z8-8	3 -29
S1022Z8-8	3 -50
S1022Z8-8	3 -53
S1022Z8-8	3 -53
S1022Z8-8	3 -57
S1022Z8-8	3 -60
S1022Z8-8	30 - 3
S1022Z8-8	39 -33
S1022Z8-8	39A-30
S1022Z8-8	41A-17
S1022Z8-8	69 -18
S1023A4-6	46 - 2
S1023A6-12B	53A- 5
S1023A6-12B	53C- 5
S1023A6-12B	53N-58
S1023A6-16B	53N-58
S1023A6-6C	69A-34
S1023A6-8	45A- 1
S1023A6-86	56 -55
S1023A8-8	45 - 1
S1023A8-8	45B- 1
S1023Z4-8C	45 -15
S1023Z4-8C	45A-14
S1023Z8-8B	47 -28
S1023Z8-8B	47A-30
S1023Z8-8B	47B-27
S1023Z8-8B	47C-30
S1023Z8-8B	47D-35
S1026BG	1 -18
S1026BG10.90X	70 -30
S1047-1	1 -20
S1047-2	1 -20
S1048-2	29 -60
S1048-2	29A-51
S1048-2	29B-56
S1050-1	1 -48
S1050-1	23A-12
S1050-2	1 -48
S1050-3	1 -48
S1050-3	4A-21
S1052-1	79 -10
S1053E10T	1 -19
S1053E10T	69 -22A
S1053E10T	69A-20
S1053E12T	1 -19
S1053E16T	70 -17
S1053E20T	1 -19
S1053E24T	1 -19
S1053E24T	63 -59
S1053E24T	63 -65
S1053E24T	69 -35
S1053E24T	69A-39
S1053E24T	70 -23
S1053E28T	1 -19
S1053E32T	1 -19
S1053E7T	1 -19
S1053E8T	1 -19
S1053E8T	69 -20
S1053E8T	69 -20
S1053E8T	69A-17
S1053K10T	1 -19
S1053K12T	1 -19
S1053K20T	1 -19
S1053K20T	63 -35
S1053K20T	63 -35
S1053K20T	63 -62
S1053K20T	70 -19
S1053K20T	70 -25
S1053K20T	70 -25
S1053K24T	1 -19
S1053K24T	63 -58A
S1053K24T	63 -59
S1053K24T	63 -59
S1053K24T	70 -21

PART NUMBER	FIGURE AND INDEX NO.
S1053K24T	70 -21A
S1053K24T	70 -21
S1053K24W	1 -19
S1053K28W	1 -19
S1053K32T	1 -19
S1055-1	1 -21
S1055-1	23A-25
S1055-1	93 -10
S1060-1	52A-21
S1060-14	52 -14
S1060-14	52A-21
S1060-15	48 -32
S1060-15	49 -52
S1060-15	50 - 7
S1060-15	51A-82
S1060-3	49 -52
S1060-3	51A-82
S1066C1	45B- 6
S1066C1	46 - 3
S1067-1	53C- 5
S1067B1	53A- 5
S1067B1	53N-58
S1067C1	45 - 1
S1067C1	45A- 1
S1067C1	45B- 1
S1071-1	1 -22
S1071-1	4 - 3
S1071-1	4A- 3
S1071-1	4B- 3
S1071-1	81 - 4
S1071-1	81 - 6
S1071-1	81 - 7
S1071-1	81 - 7
S1071-1	81 - 8
S1071-1	81 -17
S1071-1	81 -40
S1071-1	81 -42
S1071-1	81 -44
S1071-1	81 -45
S1071-1	81 -46
S1071-1	81 - 5
S1071-1	81 - 5
S1071-3	1 -22
S1071-3	76B-25
S1071-4	1 -22
S1071-5	1 -22
S1074-1	56 -11
S1074-1	91 -10
S1078-1	1 - 7
S1078-1	27 -12
S1078-2	1 - 8
S1078-3	1 - 9
S1080-1	19 -14
S1080-4	74 -63
S1080-4	74A-10
S1084-1	1 -23
S1090-2	90 -56
S1090-22	90 - 8
S1090-22	90 -55
S1091-1	90 - 8
S1091-1	90 -55
S1091-5	90 -56
S1093-1	10 -32
S1095-1	22 - 8
S1095-1	22 -20
S1095-2	22 - 4
S1095-3	22 - 1
S1095-4	22 -16
S1103-1	54 - 5
S1104-3	62 -18
S1106-3	10 - 5
S1106-3	79B-18
S1106-4	62 -33
S11065-21	35 -21

PART NUMBER	FIGURE AND INDEX NO.
S11065-21	35A-24
S1110ET	1 -24
S1110ET	70 -29
S1115-19	90 -23
S1115-29	61C-47
S1115-30	90 -21
S1115-9	90 -21
S1116	1 -43
S1116-1	41 -26
S1116-1	41 -26
S1116-1	41 -26A
S1116-1	41A-38
S1116-1	42 -22
S1116-1	42A-37
S1116-1	44 -14
S1117-24	39 -20
S1117-24	39A-19
S1117-24	39B-28
S1130-1	81 - 9
S1130-1	81 -10
S1130-1	81 -39
S1130-1	81 -47
S1131-1	4 - 2
S1131-1	4A- 2
S1131-1	4B- 2
S1131-1	81 - 9
S1131-1	81 -10
S1131-1	81 -38
S1131-1	81 -47
S1132-1	81 -18
S1133-1	81 -13
S1133-1	81 -37
S1133-2	81 -24
S1137-1	81 -41
S1138-1	81 -11
S1139-1	81 -12
S1141-1	17 -47
S1141-2	17 -47
S1146-1	51 -43
S1153-1	3 -40
S1153-3	89C-51
S1155-2	89B-97
S1155-2	89C-98A
S1155-3	89A-61
S1155-3	89A-65
S1155-3	89B-95
S1155-3	89B-96
S1155-3	89C-48
S1155-3	89C-50
S1155-4	89 -12
S1155-4	89B-40
S1155-4	89B-41
S1155-4	89C-98C
S1158-1-1	53A-47
S1158-1-1	53C-54
S1158-1-1	53E-48
S1158-1-1	54 -18
S1158-1-1	86 - 5
S1158-2-1	53A-46
S1158-2-1	53C-52
S1158-2-1	53C-53
S1158-2-1	53C-55
S1158-2-1	53E-49
S1158-2-1	53E-50
S1158-2-1	53E-51
S1158-2-1	54 -17
S1158-2-1	81 -29
S1158-2-1	92 -11
S1159-1-1	53A-37
S1159-1-1	53C-43
S1159-1-1	53E-43
S1159-1-1	54 - 6
S1160-1-1	53A-45
S1160-1-1	53C-51

PART NUMBER	FIGURE AND INDEX NO.	PART NUMBER	FIGURE AND INDEX NO.	PART NUMBER	FIGURE AND INDEX NO.
S1160-1-1	53E-52	S1240-6	53 -19	S1305N8	53 -17
S1160-1-1	54 -15	S1240-6	53A-29	S1305N8	53A-22
S1160-1-1	54 -16	S1240-6	53C-34	S1305N8	53C-28
S1163-2	53A-39	S1241-15	53E-36	S1305N8	53E-30
S1163-2	53A-40	S1241-15	53G-37	S1305N8	53G-31
S1163-2	53C-45	S1241-15	53J-84	S1305N8	53J-78
S1163-2	53C-46	S1241-16	53E-35	S1305N8	53L-81
S1163-2	53E-45	S1241-16	53G-36	S1309N1	53 -30
S1163-2	53E-46	S1241-16	53J-83	S1309N1	87 -38
S1163-2	54 -14	S1241-3	53 -21	S1311-1	53A-68
S1164-1	58 - 8	S1241-3	53A-28	S1311-1	53C-73
S1166-1	28A-16	S1241-3	53C-33	S1311-1	53E-33
S1167-4-0090	39 -30	S1241-3	70 - 9	S1311-1	53G-34
S1167-4-0090	71 - 2	S1241-36	53L-85A	S1311-1	53J-81
S1167-4-0100	39 -30	S1241-36	53N-89A	S1311-1	53L-84
S1167-4-0100	71 - 1	S1241-36	53Q-92A	S1311-3	53N-87
S1167-4-0388	86 - 2	S1241-37	53L-86	S1311-3	53Q-91
S1167-4-0460	63 -55	S1241-37	53N-89B	S1311N1	53 - 7
S1167-8-0120	82 -41	S1241-37	53Q-92B	S1313N1	53 -35
S1167-8-0120	82A-47	S1241-4	53 -20	S1313N1	53A-11
S1168-2-36	87 -32	S1241-4	53A-27	S1314N1	53 -35
S1168-4-11	86 -12	S1241-4	53C-32	S1314N1	53A-11
S1168-6-6 1/2	87 -21	S1241-4	69 -36	S1314N1	53E-21
S1168-6-9 1/2	87 -25	S1243-3	52C-20	S1314N1	53G-22
S1188-1	61 -13	S1243-6	52C-20	S1314N1	53J-68
S1188-1	61 -19	S1244-20	79B-27	S1314N1	53L-71
S1188-1	61 -19C	S1244-3	67 - 1	S1316N1	53 -33
S1194-1-17	44 -12	S1244-4	67 - 2	S1316N1	87 -36
S1196-1	75 -19	S1247-1E	45 -17	S1317N1	53A- 9
S1209-1	25 -49	S1247-1E	45 -29	S1317N1	53C- 9
S1209-1	25 -55	S1247-1K	45A-16	S1317N1	54 - 9
S1209-1	25 -68	S1247-1K	45A-24	S1317N1	54 - 9
S1216-1	53A-30	S1247-1K	45A-28A	S1317N2	53E-10
S1216-1	53C-35	S1247-1K	47A- 7	S1317N2	53G-11
S1216-3	57A-17	S1247-1K	47B- 7	S1317N2	53J-57
S1216-3	57B-18	S1247-1W	45 -25	S1317N2	53L-60
S1222-13	53A-33	S1247-1W	47 - 6A	S1318-2	53 -18
S1222-13	53C-38	S1249-1	75 -18	S1322-1	56 -31
S1222-16	53E-40	S1249-2	75 -18	S1324N4	53 -34
S1222-16	53G-41	S1255-6	54 - 7	S1326N1	53 -30
S1222-16	53J-87B	S1258-1	81 -14	S1326N1	87 -38
S1222-6	53 -25	S1264-1	42 -32	S1327N1	53 -33
S1223-3	53 -24	S1268-13	53G-35	S1327N1	87 -36
S1223-6	53A-32	S1268-13	53J-82	S1346-1	1 -25
S1223-6	53C-37	S1268-14	53L-85	S1346-1	42 -22
S1223-7	53E-39	S1268-14	53N-89	S1356	1 -44
S1223-7	53G-40	S1268-14	53Q-92	S1357-3	56 -66'
S1223-7	53J-87A	S1268-2	53A-26	S1358-1	74 -62A
S1230-10	53E-41	S1268-2	53C-31	S1358-1	74A- 9
S1230-10	53G-42	S1268-9	53E-34	S1359-1	44 -11
S1230-10	53J-88	S1278-1	91 - 5	S1359-6	44 -11A
S1230-10	53L-88A	S1284-1	53 -31	S1360-10	53A-42
S1230-10	53N-91	S1284-1	87 -40	S1360-10	53C-49
S1230-10	53Q-94	S1286-1	2 -14	S1360-10	53E-55
S1230-3	53 -26	S1286-1	82 -29	S1360-10	53G-56
S1230-3	53A-34	S1286-1	82A-32	S1360-10	53J-95A
S1230-3	53C-40	S1286-2	2 -15	S1360-10	53L-96
S1232-10	54 -11	S1286-2	82 -29	S1360-10	53N-96
S1232-10	92 -12	S1286-2	82A-32	S1360-10	53Q-97C
S1232-15	54 -12	S1290-1	53A-35	S1360-10	54 -11
S1232-50	54 -10	S1290-1	54 - 8	S1360-10	86 - 6
S1234-2	53 -23	S1290-1	84 - 1	S1360-15	53A-41
S1234-3	53A-31	S1291-8	48-49	S1360-15	53C-50
S1234-3	53C-36	S1291-8	58- 5	S1360-15	53E-56
S1234-5	53E-38	S1291-8	58-32	S1360-15	53G-57
S1234-5	53G-39	S1301N1	53 -16	S1360-15	53J-96
S1234-5	53J-87	S1301N1	53A-21	S1360-15	53L-96B
S1234-5	53L-87A	S1301N1	53C-27	S1360-15	53N-96B
S1234-5	53N-90A	S1301N1	53E-29	S1360-15	53Q-98A
S1234-5	53Q-93A	S1301N1	53G-30	S1360-15	54 -12
S1238-2-1	53B-17	S1301N1	53J-77	S1360-20	53A-43
S1238-2-1	53D- 8	S1301N1	53L-80	S1360-20	53C-48
S1238-2-1	53E-47	S1302N1	53 -36	S1360-20	53E-54
S1238-2-1	53F- 8	S1302N1	53A-12	S1360-20	53G-55

PART NUMBER	FIGURE AND INDEX NO.
S1360-20	53J-96A
S1360-20	53L-97
S1360-20	53N-97
S1360-20	53Q-98B
S1360-20	54 -12A
S1360-5	53J-95B
S1360-5	53L-96A
S1360-5	53N-96A
S1360-5	53Q-98
S1360-50	53A-44
S1360-50	54 -10
S1360-60	53N-97A
S1360-60	53Q-98C
S1362-5	47A- 8
S1362-6	47A- 8
S1362-6	47B- 8
S1362-6	47C-10
S1363-2	53 -17
S1365-1	87 -40
S1366-1	1 -26
S1366-2	1 -26
S1366-3	1 -26
S1372-1	53 -15
S1372-1	53A-20A
S1372-1	53C-26
S1372-1	53E-28
S1372-1	53G-29
S1372-1	53J-76
S1372-1	53L-79
S1372-1	53N-82
S1372-1	53Q-90
S1372-1	63 -65
S1378-1	1 -27
S1378-1	41 -38
S1378-2	1 -27
S1378-2	41 -38
S1384N1	53 -35
S1387N	53 -34
S1389-1	1 -28
S1389-1	28 -11
S1389-1	28A- 7
S1389-12	1 -28
S1389-12	27 - 3
S1389-12	27A- 2
S1389-2	27A- 4
S1389-3	1 -28
S1389-3	27 - 2
S1389-4	1 -28
S1389-5	1 -28
S1389-6	1 -28
S1389-7	1 -28
S1389-7	27A- 3
S1392N1	53 -37
S1392N1	53A-13
S1392N1	53E-22
S1392N1	53L-72
S1392N1	53N-75
S1392N1	53Q-83
S1392N2	53A-13
S1392N2	53C-18
S1392N2	53E-22
S1392N2	53G-23
S1392N2	53J-69
S1392N2	53L-72
S1397-1	2 -22
S1397-4	2 -51
S1397-4	2A-15
S1398-1	1 -29
S1398-1	89B-39
S1398-1	89C-46
S1398-1	89A-56
S1398-2	1 -30
S1398-2	89B-39
S1398-2	89C-47

PART NUMBER	FIGURE AND INDEX NO.
S1398-2	89A-57
S1407-3	55 -15
S1413N1	53 -36
S1413N1	53A-12
S1413N1	53C-17
S1413N1	53E-17
S1413N1	53G-18
S1413N1	53J-58
S1413N1	53L-61
S1413N2	53N-64
S1413N2	53Q-72
S1414-1	53A-25
S1414N1	53 - 9
S1414N1	53C-30
S1414N1	53E-20
S1414N1	53G-21
S1414N1	53J-67
S1414N1	53L-70
S1414N1	87 - 6
S1414N1	88 -15
S1414N1	88A-43
S1414N1	88B-31
S1415-1	1 -31
S1426-1	57 - 2
S1429N1	53 -30
S1429N1	87 -38
S1430-1	45 -27
S1430-1	45A-26
S1430-1	45B-19
S1430-2	45A-26
S1431-8	82 -10
S1431-8	82 -15
S1433-1	2A-10
S1433-1	92 -14
S1433-2	59A-51
S1438-2	72 - 7
S1438-2	72 -23
S1441-1	1 -32
S1441-1	44 -25
S1441-1	41 -26A
S1441-1	42 -32
S1441-2	1 -32
S1441-2	41A-37
S1441-2	42A-36
S1441-2-6.56	69 - 9
S1441-2-6.56	69A- 9
S1441-3	1 -32
S1443-3	7 -19
S1443-3	7 -21
S1450-1-10-032	79C-45B
S1450-3-10-032	62 -20
S1450-3A14-.050	57A- 7
S1450-3A14-.050	57A- 7A
S1450-3D9-032	39A-57
S1450-3D9-032	39B-61
S1450-4-10-064	52B- 7
S1450-4A11-063	57A- 3
S1450-4A11-063	57B- 3
S1450-5-12-035	33 -19A
S1450-5-14-032	79B-10
S1450-5-14-063	56 -39G
S1450-5A15-050	76B-34
S1450-5A24-040	69A-15G
S1450-5H14-040	95 -12
S1450-5H14-063	95 - 3
S1450-6-14-080	90 -36
S1450-6-14-080	95 -10
S1470N4	53 -34
S1470N4	53A-10
S1470N4	53C-10
S1470N4	53E-11
S1470N4	53G-12
S1473N1	53 -30
S1476N1	53 -33

PART NUMBER	FIGURE AND INDEX NO.
S1483-2	41 -44
S1483-2	41A-54
S1485D14U	63 -61
S1485D16U	63 -61
S1485D17U	69 -22
S1485D17U	69A-18
S1485D20U	63 -71
S1485D3U	89B-98
S1485D4U	56 -29
S1486DG12U	87 -16
S1486DG3U	62 -41
S1486DG3U	71 - 7
S1486DG3U	82 -12
S1486DG3U	82A-18
S1486DG3U	89 -13
S1486DG4	89C-98B
S1486DG4L	71A-54
S1486DG4U	71A-50
S1486DG6U	56 -28
S1486DG8U	8 -16
S1486DG8U	8 -16
S1486DG8U	56 -27
S1486DG8U	82 - 3
S1486DG8U	82A- 3
S1494-16	88C-34
S1494-6	88C-43
S1494-9	76B-20
S1494-9	88C-39
S1495-10	1 -33
S1495-10	30 -13
S1495-3	1 -33
S1495-3	39B-38
S1495-4	1 -33
S1495-4	88A-31
S1495-4	88A-32
S1495-4	88A-35
S1495-4	88B-19
S1495-4	88C-22
S1495-4	88C-22
S1495-4	88C-25
S1495-4	88C-49
S1495-4	88C-50
S1495-4	88 -14
S1495-4	88 -16
S1495-4	88 -27
S1495-6	1 -33
S1495-6	30 -13
S1495-6	30 -22
S1495-6	76B-12
S1495-6	76B-13
S1495-6	76B-14
S1495-6	76B-15
S1495-6	76B-16
S1495-6	76B-17
S1495-6	82A-15
S1495-6	87 -21
S1495-6	87 -25
S1495-6	88A-12
S1495-6	88A-13
S1495-6	88A-14
S1495-6	88A-15
S1495-6	88A-16
S1495-6	88A-17
S1495-6	88A-48
S1495-6	88B-11
S1495-6	88B-12
S1495-6	88B-12
S1495-6	88B-13
S1495-6	88B-13
S1495-6	88B-23
S1495-6	88B-43
S1495-6	88C- 7
S1495-6	88C-10
S1495-6	88C-11

PART NUMBER	FIGURE AND INDEX NO.
S1495-6	88C-19
S1495-6	88C-41
S1495-6	88C-42
S1495-6	88C-45
S1495-6	88C-46
S1495-6	86 -12
S1495-6	87 -29
S1495-6	88 -18
S1495-6	88 -24
S1495-6	88 -26
S1495-6	88 -28
S1495-6	88 -30
S1495-6	88 -32
S1495-6	88 -34
S1495-6	88 -42
S1495-7	87 -25
S1495-8	1 -33
S1495-8	8 -13
S1495-8	82 -10
S1495-8	82 -15
S1495-8	82A- 2
S1495-8	82A-17
S1495-8	87 - 8
S1495-8	87 -13
S1495-8	87 -18
S1495-8	88A-54
S1495-8	88A-59
S1495-8	88A-62
S1495-8	88B-49
S1495-8	88B-54
S1495-8	88B-57
S1495-8	88 -47
S1495-8	88 -52
S1495-8	88 -55
S1496-4	88A-38
S1496-6	88A-39
S1496-6A	88 -43
S1496-6A	88A-49
S1496-6A	88B-44
S1497-4	88 -36
S1497-4	88A-36
S1497-4	88B-33
S1497-4	88B-36
S1497-4	88C-21
S1497-4	88C-26
S1497-4	88C-54
S1497-6	76B-18
S1497-6	86 -12
S1497-6	87 -21
S1497-6	87 -29
S1497-6	88 -37
S1497-6	88A-37
S1497-6	88A-40
S1497-6	88A-50
S1497-6	88B-24
S1497-6	88B-25
S1497-6	88B-45
S1497-6	88C- 9
S1497-6	88C-44
S1499-6	88A-24
S1499-6	88A-25
S1500	2 -70
S1501-1	94 - 4
S1503-1	54 - 8
S1511-1-13.00	39 -11
S1511-1-13.00	39A-11
S1517-2	84A-29
S1520-1	89A-21
S1520-1	89B-56
S1520-1	89C-43
S1524-2	51B-31
S1529-1	89A-11
S1533-1	53A-35
S1533-1	53C-41

PART NUMBER	FIGURE AND INDEX NO.
S1550-1	61C-16
S1570-8-12	57A-13
S1571-8-10	57A-10
S1571-8-6	57A-14
S1573-3	84A- 4
S1579-1	90 - 2
S1579-2	90 - 2
S1588-1	8 -28
S1590-6	88B-22
S1592-3A	90 - 7B
S1596-60	53C-47
S1596-60	53E-53
S1596-60	53G-54
S1596-60	53J-97
S1596-60	53L-97A
S1597-1-30.8	63A-30
S1597-1-30.8	90 -46
S1597-1-30.8	95 -14
S1597-1-31.2	63A-29
S1597-1-31.2	90 -46
S1600	2 -70
S1605-2	53A-22
S1605-2	53C-28
S1605-2	53E-30
S1605-2	53G-31
S1605-2	53J-78
S1605-2	53L-81
S1605-2	53N-84
S1605-2	53Q-91C
S1611-1	1 -34
S1613-3-75	41 -46
S1613-3-75	41A-57
S1614	1 -45
S1615-6	88 -11
S1618C1	52A-21
S1618C3	49 -52
S1618C3	51A-82
S1618D1	52A-21
S1618D1	52A-21
S1618D3	49 -52
S1618D3	49 -52
S1618D3	51A-82
S1618D3	51A-82
S1618D3	51B-31
S1618F1	52A-21
S1618F3	49 -52
S1618F3	51A-82
S1618H1	52A-21
S1618H3	49 -52
S1618H3	51A-82
S1618J1	52A-21
S1618J3	49 -52
S1618J3	51A-82
S1618J3	51B-31
S1618K1	52A-21
S1618K3	49 -52
S1618K3	51A-82
S1618K3	51B-31
S1618K3	51B-31
S1618M3	49 -52
S1618M3	51A-82
S1618M3	51B-31
S1619C1	51B-31
S1619D1	51B-31
S1619F1	51B-31
S1619H1	51B-31
S1620C1	52C-20
S1620D1	52C-20
S1620D1	52C-20
S1620F1	52C-20
S1620H1	52C-20
S1620J1	52C-20
S1620K1	52C-20
S1620M1	52C-20

PART NUMBER	FIGURE AND INDEX NO.
S1628-027	38B- 38
S1628-112	38B- 48
S1628-329	35 -22
S1628-329	35A-25
S1635-1	1 -35
S1635-2	1 -35
S1635-2	79 -51
S1635-3	1 -35
S1636-1	1 -36
S1636-2	1 -36
S1636-3	1 -36
S1637-1	1 -37
S1637-1	92A-14A
S1637-2	1 -38
S1637-2	92A-14A
S1638-1	1 -39
S1638-1	92A- 8
S1638-2	1 -40
S1638-2	79 -51
S1638-2	92A-14
S1638-2	92A-14
S1640-12	1 -41
S1640-15	1 -41
S1640-6	1 -41
S1640-9	1 -41
S1641-12	1 -42
S1641-15	1 -42
S1641-6	1 -42
S1641-6	90 -72
S1641-9	1 -42
S1646-1	69 -27
S1648-06K75	9 -32
S1648-06K75	13 -33
S1656-8	2 -48
S1660-1	90 -49
S1661-1	53A-30
S1661-1	53C-35
S1668-1	90 -59
S1673-1	90 -17
S1674-1	72 -27
S1675-1	72 -29
S1676-1-8	92A-18
S1691-1	88B-20
S1691-1	88B-21
S1693-1	74B-26
S1693-1	74C-23
S1693-1	79C-49
S1693-2	69A-19
S1693-2	69A-21
S1693-2	69A-22
S1693-2	74B-25
S1693-2	74C-24
S1693-2	82A-14
S1693-2	90 - 7A
S1693-2	90 -45
S1693-2	90 -51A
S1693-6	39B-39
S1695-2	53Q-70
S1702-1	17A-56
S1704-1	51F-79
S1710-1	71A-31A
S1711-1	63 -84
S1713-1	2 -50
S1713-1	2A-14
S1714-1	2 -52
S1714-1	2A-16
S1721-12	89A-78
S1721-12	89B-37
S1721-12	89C-37
S1722	89C-97
S1722	89B-91
S1723-5	89A-79
S1723-5	89B-92
S1723-5	89C-39

PART NUMBER	FIGURE AND INDEX NO.
S1724-1	89A-80
S1724-1	89B-38
S1724-1	89C-38
S1726-1	41A-53
S1728-1	69A-29
S1741-1	17A-44
S1741-1	29B-63
S1743-2	71A-2
S1746AA1	52B-41
S1746A1	52B-41
S1746B1	52A-21
S1746B1	52B-41
S1746B1	52B-41
S1746B5	52D-14
S1746C1	52B-41
S1746D1	52A-21
S1746D2	49A-54
S1746D2	51A-82
S1746D5	52C-20
S1746F1	52A-21
S1746F5	52D-14
S1746G1	52A-21
S1746G5	52D-14
S1746H1	52A-21
S1746H5	52D-14
S1746J1	52A-21
S1746J2	49A-54
S1746J2	51A-82
S1746J5	52C-20
S1746K1	52A-21
S1746K2	49A-54
S1746K2	51A-82
S1746K5	52C-20
S1746L1	52B-41
S1746M1	52A-21
S1746M2	49A-54
S1746M2	51A-82
S1746M5	52C-20
S1746T1	52A-21
S1746T2	49A-54
S1746T2	51D-94
S1746T5	52D-14
S1746U1	52B-41
S1746V1	52A-21
S1746V2	49A-54
S1746V2	51D-94
S1746V5	52D-14
S1746W1	52A-21
S1746W1	52A-21
S1746W1	52B-41
S1746W1	52B-41
S1746W2	49A-54
S1746W2	51D-94
S1746W5	52D-14
S1746Y1	52A-21
S1746Y2	49A-54
S1746Y2	51D-94
S1746Y5	52D-14
S1746Z1	52B-41
S1752-1	53E-42
S1752-1	53G-43
S1752-1	53J-89
S1752-1	54-4
S1752-2	53E-37
S1752-2	53G-38
S1753-1	53A-36
S1753-7	53G-46C
S1753-7	53G-47
S1760-1	76B-3
S1771-2	79B-25
S1771-3	79C-18
S1776-3	17-47
S1776-3	17A-50
S1776-5	17A-50

PART NUMBER	FIGURE AND INDEX NO.
S1780-8	69A-15D
S1791-1	76B-2
S1793-1	76B-22
S1793-2	76B-21
S1794-1	76B-23
S1794-6	76B-24
S1800-1	76B-5
S1800-1	76B-6
S1800-1	76B-7
S1800-1	76B-8
S1800-1	76B-9
S1800-1	76B-10
S1800-1	76B-11
S1800-1	76B-26
S1807-1	90-7A
S1807-1	90-51A
S1809-1	57-6
S1810-0800	39-30
S1810-0800	39A-24
S1810-1000	71A-1
S1819-3	9-11
S1827-1	35-15
S1827-1	35A-18
S1831-1	90-9A
S1834-1	69A-15A
S1843-1	53J-98
S1843-1	53L-95A
S1843-1	53M-9
S1843-1	53N-95A
S1843-1	53P-8
S1843-1	53Q-97A
S1843-1	53R-8
S1843-1	53G-44
S1844-1-1	53Q-96B
S1844-1-2	53G-50
S1845-1-1	53G-51
S1845-1-1	53G-52
S1845-1-1	81-29
S1845-1-1	53J-93A
S1845-1-2	53J-93B
S1845-1-2	53J-94
S1845-1-2	53L-93A
S1845-1-2	53L-94
S1845-1-2	53N-94
S1845-1-2	53N-94A
S1845-1-2	53Q-96A
S1845-2-1	53G-49
S1845-2-2	53J-93
S1845-2-2	53L-93
S1845-2-2	53N-93B
S1845-2-2	53Q-96
S1846-1-1	53G-53
S1846-1-3	53J-95
S1846-1-3	53L-95
S1846-1-3	53N-95
S1846-1-3	53Q-96C
S1846-2-3	53L-94A
S1846-2-3	53N-94B
S1846-2-3	53Q-97
S1847-2-1	53G-48
S1847-2-1	53H-8
S1847-2-2	53J-92B
S1847-2-2	53K-8
S1847-2-2	53L-92A
S1847-2-2	53M-8
S1847-2-2	53N-93A
S1847-2-2	53P-7
S1847-2-2	53Q-95C
S1847-2-2	53R-7
S1853-1	61B-50
S1853-1	61C-54
S1853-3	61-39
S1853-3	61A-37
S1853-3	61B-41

PART NUMBER	FIGURE AND INDEX NO.
S1853-4	63-33
S1860-2	3-45
S1860-2A	5A-6
S1860-2A	5B-6
S1860-2A	7-19
S1860-2A	7-19
S1860-2A	7-21
S1860-2A	7-21
S1860-2A	7A-17
S1860-2A	7A-19
S1860-2A	23-51
S1860-2A	23A-19
S1862-1	18-30
S1862-1	25-54
S1862-1	29-65
S1862-1	29A-54
S1862-1	29B-59
S1862-1	39B-69
S1862-2	3-51
S1862-2	21-16
S1862-2	21A-18
S1862-2	21A-18
S1862-2	21B-21
S1862-2A	14A-44
S1862-2A	21-8
S1862-2A	21A-9
S1863-2	18-29
S1863-2	24-7
S1863-2	39B-70
S1863-3	5B-3
S1863-3	21-15
S1863-3	21A-17
S1863-3	21A-17
S1863-3	21B-20
S1863-3	24-5
S1863-3A	4-25
S1863-3A	5-4
S1863-3A	5A-4
S1863-3A	14A-43
S1863-3A	21-6
S1863-3A	21A-6
S1863-3A	21A-27
S1863-3A	21B-35
S1868-3	74B-15
S1876-1	90-9A
S1876-1	94-10
S1878-1	25-74
S1878-1	29B-64
S1878-1	29B-66
S1878-1	29B-66A
S1878-1	89-23
S1880-3	53E-46
S1880-3	53G-47
S1880-4	53E-45
S1880-4	53G-46
S1880-6	53G-46A
S1891-10	8-9
S1891-10	82-6
S1891-10	82-10
S1891-10	82-15
S1891-10	82A-16
S1891-10	82A-17
S1891-48	63-60
S1893-1	90-9A
S1894-1	53B-16
S1894-1	53B-22
S1894-1	53C-26
S1894-1	53C-39
S1894-1	53D-11
S1894-1	53D-12
S1894-1	53E-28
S1894-1	53F-9
S1894-1	53F-10
S1894-1	53G-29



PART NUMBER	FIGURE AND INDEX NO.
S1894-1	53H- 9
S1894-1	53H-10
S1894-1	53J-76
S1894-1	53K- 9
S1894-1	53K-10
S1894-1	53L-79
S1894-1	53M-13
S1894-1	53N-82
S1894-1	53P-12
S1894-1	53Q-90
S1894-1	53R-12
S1894-1	74B-23
S1894-3	53C-26
S1894-3	53E-28
S1894-3	53G-29
S1894-3	53J-76
S1894-3	53L-79
S1894-3	53N-82
S1894-3	53Q-90
S1895-1	55 -13
S1895-1	55A-19
S1898-1	53A- 3
S1898-1	53B- 2
S1898-1	53B- 8
S1898-1	53D- 2
S1898-1	53D- 6
S1898-1	53E- 2
S1898-1	53E- 7
S1898-1	53F- 2
S1898-1	53F- 6
S1898-1	53G- 2
S1898-1	53G- 8
S1898-1	53H- 2
S1898-1	53H- 6
S1898-1	53H- 6
S1898-1	53K- 2
S1898-1	53K- 6
S1898-1	53L-41
S1898-1	53L-50
S1898-1	53M- 2
S1898-1	53M- 6
S1898-2	45B- 8
S1898-3	53J-40
S1898-3	53J-47
S1898-3	53K- 2
S1898-3	53K- 6
S1898-3	53L-41
S1898-3	53L-50
S1898-3	53M- 2
S1898-3	53M- 6
S1899-1	53D- 3
S1899-1	53D- 7
S1899-1	53F- 4
S1899-1	53F- 7
S1899-1	53F-13
S1899-1	53H- 4
S1899-1	53H- 7
S1899-1	53H-13
S1899-1	53K- 4
S1899-1	53K- 7
S1899-1	53K-11
S1899-1	53M- 4
S1899-1	53M- 7
S1899-1	53M-11
S1899-1	53P- 2
S1899-1	53P- 5
S1899-1	53P-10
S1899-1	53R-11
S1899-1G	53K- 4
S1899-1G	53K- 7
S1899-1G	53M- 4
S1899-1G	53M- 7
S1899-1G	53P- 2
S1899-1G	53P- 5

PART NUMBER	FIGURE AND INDEX NO.
S1899-1G	53R- 2
S1899-1G	53R- 5
S1899-2	53D- 4
S1899-2	53D-10
S1899-2	53F- 3
S1899-2	53F-12
S1899-2	53H- 3
S1899-2	53H-12
S1899-2	53K- 3
S1899-2	53K-12
S1899-2	53M- 3
S1899-2	53M-12
S1899-2	53P-11
S1899-2	53R-10
S1899-2G	53K- 3
S1899-2G	53M- 3
S1899-5	53R- 3
S1899-5	53B- 9
S1899-5	53B-12
S1899-5	89B-24
S1899-5	91A- 7A
S1899-5	53B- 4
S1899-6	89B-24
S1899-6	91A- 7B
S1901-1	90A-15
S1901-1	90A-20
S1901-1	90A-20
S1901-1	90A-20
S1904-3	53J-90
S1904-3	53L-90
S1904-3	53N-92
S1904-3	53Q-94C
S1906-1	79C-11
S1910-1	90A-10
S1910-2	90A-17
S1910-2	90A-17
S1910-2	90A-17
S1912-1	79 -68
S1912-1	79 -73
S1913-1	79B-17
S1914-8	49 - 9
S1914-8	49 -35
S1914-8	49A- 7
S1914-8	49A-35
S1914-8	49B- 7
S1914-8	49B-34
S1914-8	49C- 7
S1914-8	49C-34
S1914-8	51A- 9
S1914-8	51A-73
S1914-8	51B- 7
S1914-8	51C-20
S1914-8	51D-92
S1914-8	51E-96
S1914-8	51F-82
S1915-1	90 -42
S1917-1	90 -64A
S1929-1	21 -27
S1929-1	21A-28
S1929-1	21B-19
S1929-1	67 -22
S1931-8	44 -11D
S1935-3	53G-46B
S1941-1	53C-26
S1941-1	53D-12
S1941-1	53E-28
S1941-1	53F- 9
S1941-1	53G-29
S1941-1	53H- 9
S1941-1	53J-76
S1941-1	53K- 9
S1941-1	53L-79
S1941-1	53M-13
S1941-1	53N-82

PART NUMBER	FIGURE AND INDEX NO.
S1941-1	53P-12
S1941-1	53Q-90
S1941-1	53R-12
S1948-1	45A-24
S1948-1	45A-28A
S1948-2	45A-16
S1948-2	47B- 7
S1948-2	45B-21
S1948-2-1	1 -47
S1948-2-1	46 -14
S1948-2-10	1 -47
S1948-2-11	1 -47
S1948-2-12	1 -47
S1948-2-13	1 -47
S1948-2-2	1 -47
S1948-2-3	1 -47
S1948-2-4	1 -47
S1948-2-5	1 -47
S1948-2-6	1 -47
S1948-2-7	1 -47
S1948-2-8	1 -47
S1948-2-9	1 -47
S1950-1-E	47D-14
S1950-1-E	47D-16
S1953-1	89B-22
S1953-1	89C-21
S1953-3	89B-21
S1953-3	89C-20
S1957-1	47C-14
S1957-2	47 -12
S1957-2	47C-14
S1957-2	47D-22
S1957-2	49 -46
S1957-2	49A-53
S1957-2	51A-75
S1957-2	51B-29
S1957-2	51D-11
S1959-1	74B-19
S1963-2	88C-53
S1964-3	63 -90
S1972-2	90A- 4
S1974-1	53L-89
S1974-1	53N-91B
S1974-1	53Q-94B
S1980-1	53J-90
S1980-1	53L-90
S1980-1	53N-92
S1980-1	53Q-94C
S1981-5	81 -51
S1982-1	53J-85
S1982-1	53L-86A
S1982-1	53N-89C
S1982-1	53Q-92C
S1985-1	74B-10
S1985-1	74C-15
S1988-1	87 -26
S1988-1	88 -38
S1988-1	88A-44
S1988-1	88B-39
S1991-1	90 -17A
S1994-1-1	53J-92A
S1994-1-1	53L-92
S1994-1-1	53N-93
S1994-1-1	53Q-95B
S1995-1	53J-91
S1995-4	53L-90A
S1995-4	53N-92A
S1995-4	53Q-95
S2008-1	53J-91
S2013L2	51D-35A
S2013L2	51D-67A
S2013L2	51E-34
S2013L2	51E-67
S2013L2	51F-35

PART NUMBER	FIGURE AND INDEX NO.
S2013L2	51F-60
S2014-2	51D-35A
S2014-2	51D-67A
S2014-2	51E-34
S2014-2	51E-67
S2014-2	51F-35
S2014-2	51F-60
S202	63 -76
S202	63 -77
S202	63 -81
S202RB	1 -16
S202RB	3 -61
S202RB	14 -40
S202RB	66 -54
S202R1750B	14A-55
S202VW	1 -16
S202VW	68A- 7
S2023-1	53R- 8
S2024-1	69 -10
S2024-1	69A-10
S2029-1	56 - 1
S2034-1	30 - 3
S2037-1	89B- 2
S2037-1	89C- 3
S2070AA107	52B-41
S2070A103	49B-52
S2070A103	49C-51
S2070A103	51E-98
S2070A103	51F-92
S2070A107	52B-41
S2070B103	49A-54
S2070B103	49B-52
S2070B103	49C-51
S2070B103	51D-94
S2070B103	51E-98
S2070B103	51F-92
S2070B107	52A-21
S2070B107	52B-41
S2070B107	52B-41
S2070B201	56 -49
S2070C103	49B-52
S2070C103	49C-51
S2070C103	51E-98
S2070C103	51F-92
S2070C107	52B-41
S2070F103	49A-54
S2070F103	51D-94
S2070F107	52A-21
S2070F201	56 -49
S2070G103	49A-54
S2070G103	51D-94
S2070G107	52A-21
S2070G201	56 -49
S2070H103	49A-54
S2070H103	51D-94
S2070H107	52A-21
S2070H201	56 -49
S2070L103	49B-52
S2070L103	49C-51
S2070L103	51E-98
S2070L103	51F-92
S2070L107	52B-41
S2070U107	52B-41
S2070W103	49A-54
S2070W103	49B-52
S2070W103	49C-51
S2070W103	51D-94
S2070W103	51E-98
S2070W103	51F-92
S2070W107	52A-21
S2070W107	52B-41
S2070W107	52B-41
S2070W201	56 -49
S2070Z107	52B-41

PART NUMBER	FIGURE AND INDEX NO.
S2071-1	81 -48
S2074-1	56 -51
S2076-1	56 -53
S2077-5	55A- 9
S2081-1	56 -54
S2081-2	56 -56
S2083-1	79C-42
S2091-1	53L-90A
S2091-1	53N-92A
S2091-1	53Q-95
S2092-1	45B-17
S2092-2	45B-17
S2092-3	1 -49
S2092-3	45B-17
S2092-4	1 -50
S2092-4	45B-17
S2093-1	74C-20
S2093-2	90 -41
S2095-1	79B-27
S2108-1	41 -38
S2108-1	41A-49
S2114-1	90 -41
S2114-2	90 -41
S2135-1	53N-88
S2135-1	53Q-90A
S2155-1	21B-12
S2163-1	53Q-19
S2163-1	53Q-24
S2163-1	53Q-42
S2163-2	53Q-20
S2163-3	53Q-21
S2163-3	53Q-43
S225-1	3 -16
S225-1	3 -17
S225-1	17 -26
S225-1	17A-26
S225-1	25 -18
S225-1	25 -58
S225-1	25 -73
S225-1	29 -66
S225-1	29B-64
S225-1	29B-66
S225-2	3 -12
S225-2	3 -13
S225-3	10 -28
S225-3	17 -51
S225-3	17A-52
S225-4	3 -18
S225-4	3 -18
S225-4F	3 -13
S225-5	29 -61
S225-5	29A-52
S225-5	29B-57
S225-7	25 -60
S225-7	25 -69
S225-7	29B-66A
S226-2	5 -14
S226-2	5 -17
S226-2	5A-24
S226-2	5A-29
S226-2	5B-14
S226-2	5B-19
S226-2	7 -23
S226-2	7 -23
S226-2	7A-23
S226-3	25 -18
S226-5	7 -24
S237-2	7 -22
S237-2	7 -22
S237-2	7 -22A
S237-2	7A-21
S237-2	7A-22
S237-4	10 -27
S272-17	86 -32

PART NUMBER	FIGURE AND INDEX NO.
S290D1032	69A-15C
S2900832	3 -54
S2900832	3 -57
S292-1	1 -17
S292-11	1 -17
S292-12	1 -17
S292-14	1 -17
S292-14	82A-11B
S292-14	89 -25
S292-14	89B-88
S292-14	89C-96
S292-16	1 -17
S292-2	1 -17
S292-28	1 -17
S292-3	1 -17
S292-4	1 -17
S292-5	1 -17
S292-5-5	71A-14
S292-6	1 -17
S292-8	1 -17
S347-1	17 -47
S350	27 - 7
S351	62 -29
S352	22 -11
S354-1	22 -14
S354-3	82A-42
S354-5	22 -19
S355	53 -52
S378-1	78 -18
S378-1	79C-27
S378-1	79C-32
S378-1L	71 -34
S378-1L	71A-35
S378-1L	76B-44
S378-1L	78 -18A
S378-2	78 -30
S378-2	79 -17
S378-3L	77 -39
S378-3L	80 -17
S378-4	76 -21
S378-4	76 -34
S378-4	76A-33
S378-4	77 -35
S378-4	80 -11
S378-4	80 -22
S394	76 -44
S394	76A-44
S394	79 -23
S430-1	81 -34
S5A200	61B-23
S500-1	79 -55
S51-10	1 -15
S51-10	88C-33
S51-12	1 -15
S51-12	63 -12
S51-16	1 -15
S51-32	1 -15
S51-4	1 -15
S51-6	1 -15
S51-8	1 -15
S51-8	87 - 8
S51-8	87 -13
S51-8	87 -18
S51-8-10	82A-14
S51-8-8	82 - 2
S550B	90 -44
T-5/8	47 - 8
TA732D42	63 -64
TRA-2233	74A- 7
TRA2233	74 -60
TVA-1315	53G-18
TVA-1315	76B- 1
TVA1315	53J-58
TVA1315	53L-61

PART NUMBER	FIGURE AND INDEX NO.	PART NUMBER	FIGURE AND INDEX NO.	PART NUMBER	FIGURE AND INDEX NO.
V3L-3-D9	79 -52B	0311623-1	47C-25	0412496	18 -10
WL98293-3-.360	63 -32	0311623-1	47D-38	0413157	5 - 5
WRM-10	92 - 5	0311644	48 -16	0413157	5A- 7
WRM-15	92 - 3	0311644	51 -10	0413163-11	69 - 8
WRM-20	92 - 8	0312155-10	90 -27	0413163-11	69A- 8
WRM-25	92 - 4	0313313-3	55 -17	0413163-18	69 - 7
WRM-30	92 - 6	0320105	8 -24	0413163-18	69A- 7
WRM-44-12	92 - 7	0322526-6	8 -20	0413163-200	69 - 3
XE49330	29 -66	0322526-7	8 -20	0413163-200	69A- 3
XH99608F1099	47A-15	0332136-6	14 -45	0413163-203	69A- 3
XX49265K2215	47A-19	0332136-6	14A-58	0413163-204	69A- 3
XX49265K2215	47B-15	0400135-1	2 -46	0413163-27	69 - 5
XX49265K2215	47B-19	0400213-6	2A-74	0413163-27	69A- 5
XX49319K1110	53 - 2	040437	53Q-86	0413163-28	69 - 5
XX49330K2215	89 -23	0405015-2	2A-49	0413163-28	69A- 5
XX49804K2215	53 - 6	0405020-1	2A-68	0413163-31	69 - 3
X26263	90 -58	0409007-2	79 -58B	0413163-31	69A- 3
ZF604	89A-76	0411030-4	47D- 4	0413163-7	69 - 6
ZF604	89A- 4A	0411030-4	53C-78	0413163-7	69A- 6
ZF604	89B-67	0411030-4	53E-71	0413195-5	43 -11
ZF604	89C-70	0411030-5	47 - 3	0413195-5	43A-26
ZH716	89A-76	0411030-5	47A- 3	0413205-11	63A-31
ZH716	89B-44	0411030-5	47B- 3	0413205-11	90 -19
ZH716	89B-49	0411030-5	47C- 3	0413216-2	74 -80
ZH716	89C-54	0411030-6	47 - 4	0413216-2	74 -82
ZH716	89C-59	0411030-6	47A- 4	0413216-4	74 -81
ZH727-14	89A-73	0411030-6	47B- 4	0413216-5	74 -83
ZH727-14	89B-50	0411030-6	47C- 4	0413228	69 -13
ZH727-14	89C-60	0411047-2	74 -28	0413228	69A-13
ZH727-8	89A-67	0411047-2	74 -45	0413228	69A-15F
ZH727-8	89B-45	0411059-3	53 -50	0413247	8 -30
ZH727-8	89C-55	0411129	18 - 6	0413247	53 -51
ZR-075-11.5	92A-23	0411174-3	23A-20	0413247	53A-59
Z651-1	89A-32	0411185-7	41 -32	0413247	53C-67
Z651-1	89B-35	0411185-9	41A-44	0413279	30 -14
Z651-1	89C-34	0411307	72 -15	0413307-13	30 -20
Z651-13	89A-33	0411320	19 - 9	0413317	41 - 7
Z651-13	89B-32	0411369-2	72 - 4	0413317	41A- 9
Z651-13	89C-31	0411420	75 - 6	0413317	42 - 7
Z651-3	89A-31	0411491	78 -15	0413317-	42A- 9
Z651-3	89B-34	0411523	78 -10	0413317-1	41 - 7
Z651-3	89C-33	0411524	78 -11	0413317-1	42 - 7
Z730-4	89B-49	0411549	72 -10	0413323-5	41 - 8
Z730-4	89C-59	0411550	72 -11	0413323-7	44 - 9
Z730-7	89A-75	0411562	72 -25	0413347-1	69 -15
Z730-7	89B-52	0411563	72 -24	0413347-1	69A-15
Z730-7	89C-62	0411564	72 -18	0413517-1	57B- 6
Z736	89A-71	0411573-1	72 -25	0413517-15	57B-13
Z736	89B-48	0411680	23 -16	0413517-3	57B- 8
Z736	89C-58	0411680	23 -50	0413517-5	57B- 9
0-470-R	63 - 1	0411680	23A-18	0414014-1	23A-21
0-470-R	63 - 1	0411680	23A-37	0414014-2	23A-22
OR95-1.5	92A-23	0411778-2	72 - 8	0422229-11	6 -19
0105-351	54 -13	0411778-2	72 -23	0422229-11	6A-22
0310196-15	51 -34	0411783	71A-31B	0422229-12	24 -14
0310196-16	48 -22	0411851	41 - 9	0422229-13	24 -14
0310293-14	78 -22	0411851	41A-11	0422229-3	6 -19
0310293-2	78 -22	0411851	42 - 7	0422280	76 - 4
0310453-0-270	72 - 1	0411875-9	66 -43	0422280	76 -10
0310453-5	72 - 2	0412007-1	90 - 5	0422280	76A- 3
0310453-6	72 - 3	0412147	30 - 6	0422280	76A- 9
0311018-11	63 -17	0412151-1	30 - 7	0422280	76B-40E
0311310	48 -24	0412151-1	30 -12	0422291	5A- 5
0311310	51 -35	0412151-2	30 -10	0422291	5B- 4
0311319-1	44 -19	0412151-3	30 -11	0422292	5 -11
0311319-2	44 -19	0412151-4	30 - 8	0422292	5A-14
0311538-10	54 - 4	0412151-5	30 - 5	0422292	5A-19
0311538-12	53C-42	0412467	23A-51	0422344	31 - 7
0311586	48 -25	0412467	25 -11	0422344	31A- 5
0311586	51 -37	0412467	29 -12	0422358-6	76B-37
0311623-1	44 -23	0412467	31 -24	0422358-9	76B-40A
0311623-1	47 -21	0412467	31A-25	0423007-1	3 -37
0311623-1	47A-22	0412470	30 - 9	0423008-4	3 -31
0311623-1	47B-22	0412471-3	30 -13	0423008-5	3 -31

PART NUMBER	FIGURE AND INDEX NO.
0423008-8	3 -31
0423008-9	3 -31
0423542-6	3 -22
0423564-1	3 -37
0423564-2	3 -37
0431017-2	92A-11
0432126	78 -23
0432134-1	75 -25
0432138-10	78 - 9
0432138-11	78 - 8
0432138-6	78 - 8
0432138-7	78 - 9
0433006-7	32 - 3
0441130-2	39 -52
0441130-2	39A-43
0441130-3	39 -51
0441130-4	39 -51
0441139-5	39 -17
0441139-5	39A-17
0441139-5	39B-26
0441139-6	39 -17
0441139-6	39A-17
0441139-6	39B-26
0441141-3	39 -18
0441141-4	39 -18
0441156-16	37A-
0442506-1	35A-32A
0442506-12	35 -29A
0442506-2	35 -37A
0442506-2	35A-41A
0442506-6	35 -36A
0442506-7	35 -29A
0442506-8	35A-40A
0442506-9	35 -36C
0442506-9	35A-40C
0450191-1	62 -23
0450234-24	66 -60
0450277-2	66 -47
0450277-3	66 -46
0450286	69 -40
0450286-1	17 -57
0450286-1	17A-59
0450311	70 -41
0450311	89B-25
0450311-3	84A-25
0450311-4	62 -39
0450311-5	62 -14
0450311-5	69 -37
0450311-5	69A-42
0450311-5	70 -10
0450311-5	89A-58
0450311-5	89C-23
0450314	5 - 6
0450314	5A- 8
0450314	5B- 8
0450314	69 - 1
0450314	69A- 1
0500010-4	45 -28
0500010-4	45A-27
0500085-1	2 - 8
0500085-2	2 - 7
0500104-89	48 - 9
0500106-133	85 -16
0500106-164	63 -11
0500106-170	63 -42
0500106-173	85 - 7
0500106-196	63 -37
0500106-197	63 -38
0500106-220	86 -15
0500120-2	56 -35
0500125-1	2 -44
0500125-10	2 -26
0500125-2	2 -24
0500125-29	2 -33

PART NUMBER	FIGURE AND INDEX NO.
0500125-9	2 -25
0500130-1	2 -21
0500130-1	90 -31
0500210-155	49B-11
0500210-47	45A-29
0500228-2	56 -39A
0500228-3	56 -39H
0500228-5	56 -39F
0500236-1	47A-33
0500236-1	47B-30
0500248-1	2 -36
0500310-1	57A- 4
0500312-2	57A- 1
0500312-2	57B- 1
0500313-1	57A- 2
0500313-1	57B- 2
0501019-1	56 -33
0501022-1	56 -64
0505005-2	2A-29
0505007-1	2A- 2
0505007-1	47B-16
0505009-2	2A- 7
0505009-2	68A-12
0505009-3	2A-58
0505015-1	2A-30
0505015-2	2A-30
0505020-2	2A-34
0505020-2	53J-99
0505020-3	53L-98
0505020-3	2A-57
0505020-3	53N-98
0510105-113	76 - 8
0510105-113	76A- 7
0510105-13	76 - 8
0510105-13	76A- 7
0510105-177	80 - 1
0510105-178	80 - 2
0510105-186	78 - 1
0510105-187	78 - 6
0510105-188	77 -26
0510105-189	77 - 2
0510105-190	77 - 1
0510105-191	79 - 2
0510105-192	79 - 7
0510105-193	79 - 1
0510105-194	79 - 6
0510105-195	76 - 1
0510105-197	78 - 2
0510105-198	78 - 7
0510105-201	78 - 2
0510105-202	78 - 1
0510105-228	76A- 1
0510105-231	79C-36
0510105-233	71A-29
0510105-301	78 - 2
0510105-302	78 - 1
0510105-328	76A- 1
0510105-77	80 - 1
0510105-78	80 - 2
0510105-85	71 -28
0510105-85	71A-29
0510105-86	78 - 1
0510105-87	78 - 6
0510105-88	77 -26
0510105-89	77 - 2
0510105-90	77 - 1
0510105-91	79 - 2
0510105-92	79 - 7
0510105-93	79 - 1
0510105-94	79 - 6
0510105-95	76 - 1
0510105-97	78 - 2
0510105-98	78 - 7
0510111-11	77 -23

PART NUMBER	FIGURE AND INDEX NO.
0510146-3	31 -32
0510146-3	31A-36
0510146-8	31 -28
0510146-8	31A-32
0510195-1	79 -40
0510205-1	48 -29
0510205-1	49 -56
0510205-1	49A-58
0510205-1	50 - 3
0510205-1	51A-86
0510205-1	51B-35
0510205-2	48 -28
0510205-2	49 -56
0510205-2	49A-58
0510205-2	50 - 4
0510205-2	51A-86
0510205-2	51B-35
0510205-5	16 -18
0510205-5	49B-57
0510205-5	49C-56
0510205-5	51E-98B
0510205-5	51F-97
0510205-6	16 -17
0510205-6	49B-57
0510205-6	49C-56
0510205-6	51E-98B
0510205-6	51F-97
0511000-63	27 -10
0511001-131	47E- 7
0511049	52 -11
0511049-1	52 -11
0511062-10	55 -15
0511062-10	90 -15
0511062-4	3 -20
0511062-5	3 -20
0511130-1	45 -12
0511130-1	45A-11
0511130-2	45A-11
0511165	56 -11
0511189-1	41 - 6
0511189-1	41A- 8
0511189-1	42 - 6
0511189-1	42A- 6
0511189-2	41 - 5
0511189-2	42 - 5
0511198	82 -28
0511198	82A-31
0511199-20	81 -35
0511199-23	83 -
0511229-2	47 - 7
0511232-3	56 - 2
0511242	51B- 1
0511242-1	51D- 1
0511797-1	23A-24
0511797-2	23A-24
0512006-1	8 -14
0512123	3 - 7
0512123-1	3 - 6
0512136	76 -49
0512136	76A-49
0512136	79 -28
0512137	24 -11
0512138	76 -48
0512138	76A-48
0512138	79 -25
0512160-2	23A-52
0512160-2	29 -13
0512166-3	2 - 3
0512166-3	47A-16
0512166-3	47B-16
0512167-10	30 -17
0512167-17	30 -18
0512167-27	30 -19
0512167-29	30 -16

PART NUMBER	FIGURE AND INDEX NO.
0512167-30	30 -15
0513039-7	53 -19
0513039-7	53A-29
0513039-7	53C-34
0513039-7	53E-37
0513039-7	53G-38
0513039-7	53J-85
0513039-7	53L-86A
0513052-17	53N-89C
0513052-17	53Q-92C
0513166-1	74 -79
0513167-14	74 -76
0513167-15	74 -76
0513208-1	93 - 7
0513208-2	91A-14
0513420-3	69A-26
0513425-1	47C- 9
0513425-1	47D-12
0514017-1	51D-20
0514017-2	51D-20
0514017-3	51D-19
0514017-3	51E-20
0514017-3	51F-18
0514018-1	51D- 8
0514018-15	51D- 8
0514018-3	51D-10
0514019-1	51E- 8
0514021-16	51D-18
0514021-16	51E-19
0514021-16	51F-17
0514024-1	51D-40
0514024-1	51E-42
0514024-2	51D-40
0514024-2	51E-42
0514026-11	51D-22
0514026-11	51E-23
0514026-2	51D-43
0514026-2	51E-45
0514026-2	51F-40
0514026-4	51D-50
0514026-4	51E-52
0514026-4	51F-50
0514027-1	51D-67
0514027-2	51D-35
0514027-21	51F-61
0514027-5	51E-70
0514027-5	51D-67
0514027-6	51D-35
0514027-9	51E-37
0514028-10	51D-26
0514028-15	51E-27
0514028-16	51E-27
0514028-5	51D-47
0514028-5	51D-55
0514028-5	51E-49
0514028-5	51E-57
0514028-5	51F-44
0514028-6	51D-46
0514028-6	51E-48
0514028-6	51F-43
0514029-2	51D- 3
0514029-2	51E- 3
0514029-2	51F- 3
0514030-4	51D-23
0514030-4	51E-24
0514030-4	51F-21
0514032-1	51D-57
0514032-1	51E-59
0514032-1	51F-51
0514033-1	51D-30
0514033-1	51D-62
0514033-1	51E-31
0514033-1	51E-64
0514033-1	51F-30

PART NUMBER	FIGURE AND INDEX NO.
0514033-2	51F-57
0514034-1	51D-44
0514034-1	51E-46
0514034-1	51F-41
0514035-1	51D-41
0514035-1	51E-43
0514035-17	51F-38
0514035-18	51F-39
0514035-2	51D-42
0514035-2	51E-44
0514036-1	51D-28
0514036-1	51E-29
0514036-1	51F-28
0514037-1	51D-69
0514037-1	51E-72
0514042-1	52D- 1
0514043-1	49A-52
0514043-1	49B-51
0514043-1	49C-49
0514047-1	51D-75
0514047-1	51E-78
0514047-9	51D-75
0514047-9	51E-78
0514048-10	49A-63
0514048-10	49B-60
0514048-10	49C-59
0514048-10	51D-94
0514048-10	51E-97A
0514048-10	51F-91
0514048-10	52A-44
0514048-10	52B-40
0514048-2	49A-62
0514048-2	49B-59
0514048-2	49C-58
0514048-2	51D-93
0514048-2	51E-97
0514048-2	51F-90
0514048-2	52A-42
0514048-2	52B-39
0514050-1	51F-75
0514051-1	51F-37
0514051-2	51F-37
0514052-1	49C-35
0514055-1	49A-13
0514055-11	49A-13
0514058-1	49A-18
0514058-1	49B-18
0514058-1	49C-18
0514060-5	51D-25
0514060-5	51E-26
0514060-5	51F-27
0514064-1	45B- 9
0514066-1	49C-37
0514067-2	45B- 8
0514075-2	49B-17
0514075-2	49C-17
0514075-2	51F-16
0514076-1	49B-13
0514076-1	49C-13
0514076-2	51E- 9
0514077-3	51E-18
0514077-4	51E-21
0514077-7	51E-21
0514078-5	46 - 4
0514079-1	47C-14
0514079-1	47D-20
0514079-2	47C-14
0514079-2	47D-21
0514083-1	51F- 8
0514089-1	51F-36
0515001-11	51D-17
0515001-2	51D-
0515001-202	51D- 1
0515001-203	51D-11

PART NUMBER	FIGURE AND INDEX NO.
0515001-209	# 51D-11
0515001-21	# 51D-
0515001-210	# 51D-11
0515001-211	# 51D- 1
0515001-213	# 51D-11
0515001-23	# 51D-
0515001-24	# 51D-
0515001-35	# 51D-17
0515001-39	# 51D- 7
0515001-8	# 51D- 7
0515002-1	52D-
0515002-10	52D-13
0515002-11	52D-
0515002-4	# 52D-10
0515002-6	# 52D-12
0515002-9	52D-11
0517003-2	43A-18
0517006-2	41A- 5
0517006-2	42A- 5
0520005-3	3 -55
0522629	9 - 3
0522629	76 -42
0522629	79 -47
0522629-1	76A-42
0522629-1	79 -31
0523003-40	7 -15
0523003-40	7A-13
0523005-50	6 -24
0523005-50	6A-28
0523005-51	6 -24
0523005-51	6A-28
0523106-4	5 -24
0523106-4	5A-36
0523107	5 - 7
0523107	5A-10
0523118-1	3 -21
0523215	6 -30
0523215	6A-34
0523215-1	6 -30
0523215-1	6A-34
0523216	6 -29
0523216	6A-33
0523218	9 - 8
0523219-2	4 -39
0523219-2	4A-40
0523219-2	4B-39
0523219-3	4 -39
0523219-3	4A-40
0523219-3	4B-39
0523219-4	4 -39
0523219-5	4 -39
0523219-6	4A-40
0523219-7	4B-39
0523221	9 - 4
0523221	76 -40
0523222	9 - 5
0523222	76 -41
0523222	76A-41
0523230	4 -32
0523230	4A-33
0523230	4B-32
0523230-1	4 -32
0523230-1	4A-33
0523230-1	4B-32
0523230-4	4 -32
0523230-4	4A-33
0523230-4	4B-32
0523230-5	4 -32
0523230-5	4A-33
0523230-5	4B-32
0523232-2	4 -27
0523232-2	4A-26

PART NUMBER	FIGURE AND INDEX NO.
0523232-2	4B-26
0523233-10	4 -30
0523233-14	4 -30
0523233-14	4A-29
0523233-20	4A-30
0523233-20	4B-29
0523233-3	4 -31B
0523233-3	4A-32
0523233-3	4B-31
0523233-6	4 -29
0523233-6	4 -29
0523233-6	4A-28
0523233-6	4B-29
0523233-7	4 -31A
0523233-7	4A-31
0523233-7	4B-30
0523306	6 -11
0523306	6A-13
0523307	11 - 5
0523308	6 - 5
0523308	6A- 6
0523309	6 - 2
0523309	6A- 2
0523309-1	6 - 2
0523309-1	6A- 2
0523315	6 - 6
0523315	6A- 7
0523315-1	6 - 6
0523315-1	6A- 7
0523316	6 - 9
0523316-1	6 - 9
0523321	76A-40
0523321-3	6 -10
0523321-4	6 -10
0523400-111	6A-21
0523400-112	6A-21
0523400-20	6 -22
0523400-20	6A-26
0523400-200	6 -18
0523400-201	6 -18
0523400-21	6 -22
0523400-21	6A-26
0523400-74	6 -18
0523400-75	6 -18
0523400-82	6 -18
0523400-83	6 -18
0523400-86	6 -23
0523400-87	6 -23
0523400-92	6 -18
0523400-93	6 -18
0523400-96	6A-27
0523400-97	6A-27
0523406	6 -24
0523406-1	6 -24
0523406-2	6 -24
0523406-2	6A-28
0523406-3	6 -24
0523406-3	6A-28
0523407	4 -38
0523407	4A-39
0523407	4B-38
0523407-1	4 -37
0523407-1	4A-38
0523407-1	4B-37
0523409	6 -21
0523409-1	6 -20
0523409-1	6A-24
0523409-2	6 -21
0523409-2	6A-25
0523509-2	4A-16
0523509-5	4A-16
0523510-6	4 -18
0523510-6	4A-17
0523510-7	4 -18

PART NUMBER	FIGURE AND INDEX NO.
0523510-7	4A-17
0523511-16	4A-18
0523511-4	4 -33
0523511-4	4A-34
0523511-4	4B-33
0523511-6	4 -20
0523511-6	4A-19
0523511-6	4B-19
0523511-7	4 -19
0523512-14	4 -21
0523512-24	4A-20
0523512-25	4A-20
0523512-4	4 -34
0523512-4	4A-35
0523512-4	4B-34
0523512-8	4 -21
0523513-10	4 -22
0523513-15	4A-21
0523513-16	4A-21
0523513-9	4 -22
0523536	79 -31
0523536	79 -47
0523537	10 - 1
0523537	79 -33
0523541-43	7 - 3
0523541-43	7A- 2
0523541-44	7 - 3
0523541-44	7A- 2
0523541-45	7 - 4
0523541-45	7 - 8
0523541-45	7A- 3
0523541-45	7A- 6
0523541-46	7 - 4
0523541-46	7 - 8
0523541-46	7A- 3
0523541-46	7A- 6
0523541-47	7 - 5
0523541-47	7A- 4
0523541-48	7 - 9
0523541-48	7A- 7
0523541-49	7 -10
0523541-49	7A- 8
0523541-50	7 -10
0523541-50	7A- 8
0523541-51	7 - 3
0523541-51	7A- 2
0523541-52	7 - 3
0523541-52	7A- 2
0523541-53	7 - 4
0523541-53	7 - 8
0523541-53	7A- 3
0523541-53	7A- 6
0523541-54	7 - 4
0523541-54	7 - 8
0523541-54	7A- 3
0523541-54	7A- 6
0523541-55	7 - 9
0523541-55	7A- 7
0523541-55	7 - 5
0523541-56	7A- 4
0523541-56	7A- 4
0523541-57	7 -10
0523541-57	7A- 8
0523541-58	7 -10
0523541-58	7A- 8
0523541-58	7 - 5
0523541-59	7A- 4
0523541-60	7 - 9
0523541-60	7A- 7
0523541-61	5 -19
0523541-61	5A-31
0523541-62	5 -20
0523541-62	5A-32
0523541-63	5 -21
0523541-63	5A-33

PART NUMBER	FIGURE AND INDEX NO.
0523565-200	3 -31
0523565-201	3 -31
0523565-21	3 -31
0523565-22	3 -31
0523565-29	3 -31
0523565-30	3 -31
0523566-1	3 -49
0523566-2	3 -49
0523566-5	3 -49
0523566-6	3 -49
0523614-1	11 - 7
0523615-1	11 -11
0523616-1	11 -15
0523702-3	3 -39
0523702-4	3 -39
0523800-10	9 -24
0523800-11	9 -24
0523800-12	9 -25
0523800-13	9 -25
0523800-16	9 -12
0523800-17	9 -12
0523800-24	9 -12
0523800-25	9 -12
0523800-6	9 -22
0523800-7	9 -22
0523800-8	9 -23
0523800-9	9 -23
0523806	9 -13
0523806-1	9 -13
0523807	9 -30
0523808	9 -14
0523808-2	9 -14
0523809	9 -15
0523809-1	9 -15
0523810	9 -16
0523811	9 -17
0523811-1	9 -17
0523813-1	9 -26
0523813-2	6 -26
0523813-2	6A-30
0523813-3	6 -25
0523813-3	6A-29
0523813-4	6 -27
0523813-4	6A-31
0523813-5	6 -28
0523813-5	6A-32
0523813-6	9 -28
0523813-7	9 -29
0523813-8	9 -27
0523814-5	9 -20
0523814-8	9 -20
0523901-13	10 -17
0523901-14	10 -18
0523901-15	10 - 6
0523901-16	10 - 6
0523901-17	10 -22
0523901-18	10 -22
0523901-19	10 -24
0523901-20	10 -24
0523901-21	10 -23
0523901-22	10 -23
0523901-30	10 -31
0523901-33	10 - 6
0523901-34	10 - 6
0523911-2	10 -14
0523911-3	10 -14
0523912	10 -21
0523912-1	10 -15
0523914-2	10 -19
0523918	10 -25
0523919	10 -10
0523920	10 - 9
0523921	10 - 8
0523923	10 -16

PART NUMBER	FIGURE AND INDEX NO.	PART NUMBER	FIGURE AND INDEX NO.	PART NUMBER	FIGURE AND INDEX NO.
0526001-1	56 -39H	0543032-1	35A-53	0700099-53	82A-48
0526001-1	8A- 2	0543032-3	2 - 4	0700099-53	84 -10
0526001-3	8A- 1	0543032-3	2A-62	0700099-54	39 -25
0532001-42	15 -47	0543032-3	35 -49	0700099-55	39 -25
0541105	39 - 6	0543032-3	35A-53	0700099-56	71 -12
0541105	39A- 6	0543035-3	35 -37	0700099-57	71 -11
0541111-2	39 -17	0543035-3	35A-41	0700099-58	39 -25
0541111-2	39A-17	0543036-1	35 -15	0700099-59	39 -25
0541115-2	56 -17	0543036-1	35A-18	0700099-6	62 -43
0541115-3	56 -12	0543037-1	33 -15	0700099-60	71A-10
0541115-4	56 -17A	0543047-1	35 -31	0700099-61	71A-12
0541124-1	39 -12	0543047-1	35 -39	0700099-62	71A- 5
0541124-1	39A-12	0543047-1	35A-34	0700099-63	71A- 8
0541124-1	39B-19	0543047-1	35A-43	0700099-64	71A- 3
0541138-16	72 - 6	0543048-1	35 -31A	0700099-67	71A- 5
0541138-16	73 -	0543048-1	35 -39A	0700099-68	71A- 3
0541138-3	73 -	0543048-1	35A-34	0700099-69	71A-10
0541138-5	73 - 3	0543048-1	35A-43	0700099-7	53A-21
0541139	73 - 1	0543065-1	33 -17B	0700099-7	53C-27
0541140	73 - 2	0550100-6	39B-36	0700099-7	53E-29
0541143	73 - 5	0550100-9	62 -25	0700099-7	53G-30
0541144	73 - 6	0550153-1	62 - 6	0700099-70	71A-12
0541147-2	73 -10	0550153-1	62 - 6	0700099-71	71A- 8
0541148	73 -14	0550209-1	63 -52	0700099-72	39A-27
0541148-1	73 - 9	0550227-2	64B-	0700099-73	39A-27
0541149	73 -15	0700020-2	2 -20	0700099-74	71A- 5
0541151	73 -16	0700029-1	2 - 9	0700099-75	71A- 3
0541157-1	39 -17	0700054-1	2 -18	0700099-77	82A- 5
0541157-1	39A-17	0700054-2	2 -19	0700099-78	62 -43
0541157-1	39B-26	0700099-10	71 - 8	0700099-79	62 -45
0541157-2	39 -17	0700099-11	71 -11	0700099-8	71 - 3
0541157-2	39A-17	0700099-12	71 -12	0700099-80	62 -46
0541157-2	39B-26	0700099-13	39 -25	0700099-81	82 -40
0541157-3	39B-26	0700099-14	39 -25	0700099-81	82A-46
0541160-13	40 -	0700099-15	82 -19	0700099-82	85 -16
0541161-2	40 - 9	0700099-15	82A-22	0700099-83	85 - 7
0541162-1	56 -33	0700099-16	82 -20	0700099-84	53A-21
0541180-1	39 -38	0700099-16	82A-23	0700099-84	53C-27
0541180-2	39 -38	0700099-17	82 -12	0700099-84	53E-29
0541180-2	39A-35	0700099-17	82A-18	0700099-84	53G-30
0541183-8	36 -	0700099-19	82 - 9	0700099-84	53J-77
0541183-9	40 -	0700099-19	82A-12	0700099-84	53L-80
0541184-1	73 -10	0700099-2	82 -39	0700099-84	53N-83
0541184-200	73 -10	0700099-2	82A-44	0700099-84	53Q-91B
0541185-5	39 -34	0700099-20	82 - 8	0700099-85	82A- 5
0541185-6	39 -34	0700099-20	82A-13	0700099-86	71A-48
0541203-1	39A-45	0700099-21	82 -17	0700099-87	71A-45
0541203-14	39B-48	0700099-21	82A-20	0700099-88	71A-51
0541203-15	39B-48	0700099-23	82 -13	0700099-89	71A-52
0541203-2	39A-45	0700099-24	82 -14	0700099-9	71 - 4
0541205-1	39A-53	0700099-3	82 -38	0700099-90	71A-55
0541205-1	39B-56	0700099-3	82A-45	0700099-92	39B-33
0541205-2	33 -27B	0700099-32	63 -14	0700099-93	39B-33
0541206-1	39A-51	0700099-33	87 -12	0700099-94	82A-18
0541206-1	39B-54	0700099-34	82 -35	0700099-95	82A-12
0541207-1	39A-52	0700099-34	82A-41	0700099-96	82A-13
0541207-1	39B-55	0700099-35	82 - 5	0700103-131	45 -34
0541207-2	33 -26B	0700099-36	84 -10	0700103-131	45B- 5
0542100-2	38 - 1	0700099-37	86 - 3A	0700105-397	50 -18
0542100-4	38 - 1	0700099-39	62 -45	0700105-425	48 - 5
0542102-1	38 - 6	0700099-4	62 - 7	0700105-425	50 -18
0542102-2	38 - 6	0700099-40	62 -46	0700108-1	23 -23
0542118-3	38 - 4	0700099-41	82 - 5	0700108-1	23A-68
0542118-4	38 - 4	0700099-42	88 -54	0700108-2	23 -24
0542119-3	38 -	0700099-42	88A-61	0700108-2	23A-68
0542119-4	38 -	0700099-42	88B-56	0700113-1	48 -11
0543001	33 -14	0700099-43	39 -25	0700113-1	49 -36
0543003	33 -16	0700099-44	39 -25	0700113-1	51D-73
0543013-1	17 -13	0700099-45	63 -14	0700113-1	51E-76
0543013-1	17A-13	0700099-46	82A- 8	0700114-42	51B-15
0543029	35 -26	0700099-47	82A- 9	0700114-44	51B- 8
0543029	35A-29	0700099-48	82A- 5	0700120-1	92 -
0543032-1	2 - 4	0700099-5	82 -40	0700122-1	56 -22
0543032-1	35 -49	0700099-5	82A-46	0700122-12	56 -23

PART NUMBER	FIGURE AND INDEX NO.	PART NUMBER	FIGURE AND INDEX NO.	PART NUMBER	FIGURE AND INDEX NO.
0700122-13	56 -22	0700320-1	52 -23	0700645-4	51C-40
0700122-2	56 -23	0700322-4	69 -16	0700646-1	51A-19
0700123-10	63 -73	0700325-2	69 -17	0700646-2	51A-20
0700123-12	63 -73	0700327-1	69 -25	0700650-5	45A-23
0700123-12	66 -55	0700612-2	56 -18	0700653-1	45 - 5
0700123-6	63 -73	0700612-3	56 -21	0700653-1	45A - 5
0700123-8	63 -78	0700613-2	89 - 3	0700653-1	45B- 3
0700128-1	2 -29	0700613-4	89 -23	0700654-1	47 -22
0700148-1	94 -15	0700616-1	93 - 3	0700654-1	47A-23
0700162-1	53A-10D	0700618-1	93 - 1	0700654-10	47 -25
0700162-1	53C-14	0700619-1	23 -61	0700654-10	47A-27
0700162-1	53E-15	0700619-2	23 -61	0700654-10	47B-24
0700162-1	53G-16	0700622-1	91 - 1	0700654-10	47C-28
0700162-1	53J-63	0700622-4	91 - 3	0700654-10	47D-33
0700162-1	53L-66	0700622-5	91 - 4	0700654-14	47 -29
0700162-1	53N-69	0700623-11	91 -15	0700654-14	47A-31
0700162-1	53Q-77	0700623-12	91 -15	0700654-14	47B-28
0700162-3	53L-64	0700623-14	91 - 6	0700654-14	47C-31
0700162-3	53N-67	0700624-1	91 -23	0700654-14	47D-31
0700162-3	53Q-75	0700626-1	69 -23	0700654-15	47 -30
0700162-4	53L-64	0700628-1	91 - 1	0700654-15	47A-32
0700162-4	53N-67	0700628-12	91 - 4B	0700654-15	47B-29
0700162-4	53Q-75	0700628-4	91 - 4	0700654-15	47C-32
0700162-6	53A-10B	0700628-5	91 - 3A	0700654-15	47D-30
0700162-6	53C-12	0700628-5	91A- 6	0700654-16	47A-27
0700162-6	53E-13	0700628-7	91 - 1	0700654-16	47B-24
0700162-6	53G-14	0700628-9	91 - 4A	0700654-16	47C-28
0700162-6	53J-61	0700629-1	90 - 9	0700654-16	47D-33
0700162-6	53L-64	0700630-1	51A-	0700654-17	47 -24
0700162-6	53N-67	0700630-19	51A-	0700654-17	47A-26
0700162-6	53Q-75	0700630-2	51A-	0700654-17	47B-23
0700162-7	53L-64	0700630-201	51A-14A	0700654-17	47C-26
0700162-7	53N-67	0700630-206	51A- 1	0700654-17	47D-32
0700162-7	53Q-75	0700630-218	51A-14A	0700654-18	45A- 7
0700163-3	53A-10C	0700631-5	51A-24	0700654-2	47 -20
0700164-6	57 - 1	0700631-5	51A-24	0700654-2	47A-21
0700166-1	41 - 4A	0700631-6	51A-24	0700654-20	45A- 6
0700166-2	42 - 4A	0700631-6	51A-24	0700654-21	45A- 6A
0700176-1	2 -60	0700633-1	51A-32	0700654-23	47C-24
0700177-1	2 -54	0700633-1	51C- 6	0700654-23	47D-37
0700178-1	2 -57	0700633-2	51A-31	0700654-3	47 -24
0700178-1	55A-23	0700633-2	51C- 4	0700654-4	47 -25
0700178-2	2 -58	0700633-4	51A-32	0700654-5	45 -19
0700178-2	55A-23	0700633-4	51C- 6	0700654-6	45 - 7
0700179-1	2 -61	0700633-5	51D-53	0700654-6	45A- 6
0700180-1	2 -55	0700633-5	51E-55	0700654-7	45 - 8
0700182-1	2 -47	0700633-5	51F-46	0700654-7	45A- 7
0700182-1	2A-11	0700634-1	51A-38	0700654-8	45 - 1
0700184-1	2 -62	0700634-1	51C- 1	0700654-8	45A- 1
0700189-2	53C-13	0700636-1	51A-80	0700654-8	45B- 1
0700189-2	53E-14	0700638-1	51A-40	0700655-10	45 -17
0700189-2	53G-15	0700639-1	51A-29	0700655-11	45 -25
0700189-2	53J-62	0700639-2	51A-30	0700655-12	45 -25
0700189-2	53L-65	0700639-2	51C-35	0700655-13	45 -26
0700189-9	53N-68	0700639-3	51C-34	0700655-14	45 -29
0700189-9	53Q-76	0700640-1	51A-25	0700655-15-434	45A-15
0700309-2	63 -48	0700640-2	51A-25	0700655-16	45A-16
0700309-7	63 -47	0700640-5	51A-26	0700655-19	47A-17
0700313-25	68 - 9	0700640-6	51A-26	0700655-20	45A-28
0700313-64	68 - 6	0700641-1	51A-27	0700655-21	45A-25
0700313-64	68A- 9	0700641-2	51A-28	0700655-25	47 -17
0700318-12	63 -75	0700641-3	51C-41	0700655-25	47A-18
0700318-7	63 -75	0700641-4	51C-42	0700655-26	45A-24
0700318-8	63 -74	0700641-5	51A-27	0700655-27	47A-19
0700319-10	68 - 1	0700642-1	51A-54	0700655-6	47 -16
0700319-11	68 - 2	0700643-1	51A-56	0700655-8	47 -18
0700319-12	2 -12	0700644-1	51A-59	0700655-9-273	45 -16
0700319-12	68 - 5	0700645-1	51A-65	0700656-10	46 - 1
0700319-12	68A- 8	0700645-1	51C-38	0700656-11	47 - 9
0700319-13	2 -12A	0700645-2	51A-66	0700656-12	47 -10
0700319-13	53 -56	0700645-2	51C-39	0700656-7	47 - 1
0700319-13	68 - 9	0700645-3	51A-67	0700656-8	47 - 2
0700319-13	68A-12	0700645-3	51C-40	0700656-9	46 - 1
0700320-1	50 -19	0700645-4	51A-68	0700657-1	45 -14

PART NUMBER	FIGURE AND INDEX NO.
0700657-1	45A-13
0700657-9	45A-13
0700658-10	47E- 1
0700658-11	47E- 2
0700658-12	47E- 3
0700658-13	47E- 4
0700658-14	47E- 6
0700658-15	47E- 5
0700659-1	48 - 1
0700659-10	52 -13
0700659-2	52 -
0700659-3	48 - 7
0700659-4	52 - 3
0700659-5	48 - 3
0700659-6	52 - 6
0700659-7	48 - 8
0700659-8	52 - 5
0700659-9	48 - 6
0700660-1	52 - 4
0700663-1	41 -13
0700664-1	45 -11
0700664-3	45 -11
0700664-3	45A-10
0700665-1	45 -21
0700665-2	45 -22
0700665-3	45 -20
0700665-3	45A-19
0700665-7	45A-20
0700665-8	45A-21
0700666-1	45 -18
0700667-1	45 -15
0700667-1	45A-14
0700668-1	47 -11
0700668-10	45A-23
0700668-11	45A-22
0700668-13	47C-36
0700668-13	47D-17
0700668-13	# 47B-33
0700668-14	47C-37
0700668-14	47D-18
0700668-14	# 47B-33
0700668-15	# 47B-33
0700668-2	47 -11
0700668-3	45 -23
0700668-4	45 -24
0700668-5	47 -31
0700668-5	47A-36
0700668-5	47B-33
0700668-7	17 -77
0700669-1	47 -23
0700669-1	47 -23A
0700671-1	45 -24A
0700672-1	45 -33
0700677-1	45 -19
0700678-10	# 49 -15
0700678-10	# 49A-16
0700678-10	# 51A-16
0700678-11	# 52A- 5
0700678-2	# 49 -
0700678-200	# 49 - 1
0700678-200	# 49A- 1
0700678-201	# 49 -14
0700678-202	# 49A-15
0700678-22	# 49A-
0700678-27	# 52A-
0700678-3	# 52A-28
0700678-30	# 52A-
0700678-31	# 52A-28
0700678-32	# 52A-28
0700678-33	# 52A- 6
0700678-33	# 52B- 9
0700678-34	# 52A- 6
0700678-34	# 52B- 9
0700678-37	# 52A- 5

PART NUMBER	FIGURE AND INDEX NO.
0700678-38	52A-39
0700678-38	52B-35
0700678-39	52A-37
# 0700678-4	52A-28
# 0700678-43	52A-39
0700678-43	52B-35
# 0700678-44	52A-38
# 0700678-47	52B-24
# 0700678-48	52B-24
# 0700678-49	52B-
# 0700678-5	52A-37
# 0700678-50	52B- 8
# 0700678-51	52B-33
# 0700678-52	52B-34
# 0700678-6	52A-38
# 0700678-7	52A-
# 0700678-8	52A- 5
# 0700678-9	49 -10
# 0700678-9	49A-10
# 0700678-9	51A-10
0700681-1	46 - 1
0700681-2	46 - 1
0700682-2	47A- 2
0700683-1	47A-10
0700684-1	41 -17
0700684-1	41A-21
0700684-1	42 -16
0700684-1	42A-20
0700685-1	41 -13
0700685-1	41A-16
0700685-1	46 -10
0700688-1	25 -43A
0700689-1	23 -63
0700689-2	23 -63
0700690-1	29 -67
0700690-2	29 -67
0700692-1	5 - 6A
0700692-1	5A- 9
0700692-1	5B- 9
0700693-1	47A- 1
0700693-10	47A-11
0700693-2	47A- 2
0700693-3	46 - 1
0700693-4	46 - 1
0700693-9	47A-10
0700694-11	# 47A-25D
0700694-11	# 47B-21
0700694-12	# 45A- 6A
0700694-22	# 47C-23
0700694-22	# 47D-36
0700694-7	# 47A-25A
0700696-1	89 - 3A
0700696-1	89A- 9
0700696-1	89B-75
0700696-1	89C-79
0700696-2	89 - 3
0700696-2	89A- 7
0700696-2	89B-71
0700696-2	89C-74
0700697-1	89 -23
0700698-1	89 - 3A
0700698-2	89A- 9
0700698-2	89B-73
0700699-1	47A- 1
0700699-1	47A- 1
0700699-10	47A-11
0700699-2	47A- 2
0700699-5	46 - 1
0700699-6	46 - 1
0700699-9	47A-10
0700702-1	47 - 5
0700702-1	47A- 5
0700702-10	47A-19
0700702-10	47A-19

PART NUMBER	FIGURE AND INDEX NO.
0700702-10	□ 47B-19
0700702-11	□ 45A-28A
0700702-11	□ 45A-28A
0700702-12	□ 45A-24
0700702-12	□ 45A-24
0700702-13	□ 47A- 5
0700702-14	□ 47A- 6
0700702-15	□ 45A-15A
0700702-15-434	45A-15A
0700702-16	45A-16
0700702-16	□ 45A-16
0700702-17	□ 47A- 5
0700702-18	□ 47A- 6
0700702-2	47 - 6
0700702-2	47A- 6
0700702-21	□ 45B-12
0700702-5	47 -13
0700702-5	47A-13
0700702-5	□ 47A-13
0700702-5	□ 47B-13
0700702-5	□ 47C-15
0700702-5	□ 47D-23
0700702-6	47A-17
0700702-6	□ 47A-17
0700702-6	□ 47B-17
0700702-6	□ 47C-17
0700702-9	47A-18
0700702-9	□ 47A-18
0700702-9	□ 47B-18
0700703-1	23A-40
0700704-1	18 -31A
0700705-1	28A-10
0700705-2	28A-11
0700707-11	45A-31
0700707-11	45B-22
0700707-2	45A-31
0700707-5	45A-36
0700707-5	45B-27
0700707-6	45A-33
0700707-6	45B-24
0700707-8	45A-35A
0700707-8	45B-26
0700708-1	23A-69
0700708-2	23A-69
0700709-1	47A-24
0700709-1	47A-25B
0700709-2	47A-25D
0700710-1	23A-70
0700710-2	23A-70
0700712-1	# 47A- 1
0700712-10	# 47A-11
0700712-3	# 47A-11
0700712-3	# 47A- 2
0700712-5	# 46 - 1
0700712-6	# 46 - 1
0700712-9	# 47A-10
0700717-1	2 -31
0700719-1	51B-28
0700722-1	2 -34
0700723-1	2 -35
0700724-1	2 -31
0700729-1	89A-46
0700729-2	89A-47
0700730-1	89A-38
0700730-1	89B-93
0700730-1	89C-97B
0700730-2	89A-39
0700730-2	89B-94
0700730-2	89C-98
0700732-1	89A-50
0700734-3	68A- 1
0700734-4	68A- 2
0700735-1	89A-10
0700737-1	53B-22

PART NUMBER	FIGURE AND INDEX NO.
0700737-10	53D-11
0700737-10	53F-10
0700737-10	53H-10
0700737-12	53D-11
0700737-12	53F-10
0700737-12	53H-10
0700737-3	53D-11
0700737-3	53E-61
0700737-3	53G-62
0700737-7	53D-11
0700737-7	53E-61
0700737-7	53G-62
0700737-9	53E-61
0700737-9	53F-10
0700737-9	53G-62
0700737-9	53H-10
0700742-1	2 -38
0700742-1	2 -53
0700742-1	2A-17
0700743-1	2 -39
0700744-1	2 -40
0700745-1	2 -41
0700745-1	2 -56
0700748-1	2 -45
0700749-1	2 -42
0700751-1	2 -43
0700753-3	# 46 - 1
0700753-4	# 46 - 1
0700756-1	2 -59
0700756-1	2A-19
0700756-1	55A-22
0700757-1	# 47A- 1
0700757-1	# 47B- 1
0700757-2	# 47A- 2
0700757-2	# 47B- 2
0700757-3	# 46 - 1A
0700757-4	# 46 - 1A
0700757-5	# 47A-10
0700757-5	# 47B-10
0700757-6	# 47A-11
0700757-6	# 47B-11
0700761-6	91A-24
0700762-21	47F- 4
0700762-22	47F- 6
0700762-23	47F- 7
0700762-4	47F- 3
0700762-5	47F- 2
0700762-6	47F- 1
0700762-9	47F- 5
0701017-200	23A-15
0701028-2	81 -52
0701036-2	90 -28
0705001-1	2 -70
0705001-1	2A-31
0705016-1	2A-32
0705016-2	2A-33
0705020-1	2A-61
0705020-1	47C-16
0705021-2	2A-29A
0705022-1	2A-59
0705023-1	2A-46
0705023-1	8 -40
0705023-2	2A-47
0705023-2	8 -40A
0705024-1	2A-67
0705024-4	2A-75
0705025-1	2A-60
0705027-1	2A-50
0705027-2	2A-51
0705028-1	2A-56
0705028-1	74C-29
0705041-1	2A-70
0705041-2	2A-69
0705041-3	2A-71

PART NUMBER	FIGURE AND INDEX NO.
0705041-4	2A-71
0706004-1	88C-38
0710013-4	69A-24
0710014-1	69A-27
0710014-12	69A-27A
0710014-15	69A-27
0710014-3	69A-26
0710014-4	69A-25
0710014-8	69A-33
0710015-13	69A-31
0710015-6	69A-35
0710032-3	2 - 3
0710032-3	47 -15
0710302-1	51 -44
0710304-3	48 -18
0710308-1	51 -47
0710312-2	49 -47
0710312-2	50 -27
0710312-2	51A-76
0710312-2	52A- 9
0710312-2	52B-12
0710313-2	50 -14
0710316-2	48 -13
0710317-1	51 -46
0710600-2	25 -17
0710600-3	25 - 5
0710600-6	25 -63
0710600-7	25 -63
0710600-8	26 -
0710601-1	23 - 7
0710601-11	23A- 7
0710601-12	23A- 8
0710601-15	23A- 7
0710601-16	23A- 8
0710601-2	23 - 8
0710601-29	23A- 7
0710601-30	23A- 8
0710602-1	23 - 3
0710602-1	23A- 3
0710602-2	23 - 4
0710602-2	23A- 4
0710603-3	23 - 6
0710603-3	23A- 6
0710603-4	23 - 6
0710603-4	23A- 6
0710604-1	69 -24
0710605-1	23 -48
0710605-1	23A-13
0710605-10	23A-13
0710605-200	23A-14
0710606-1	25 - 2
0710606-2	25 - 3
0710606-7	25 - 3A
0710607-1	26 -19
0710607-3	26 -20
0710607-4	26 -19
0710608-1	26 -17
0710608-1	26A-18
0710608-2	26 -21
0710609-7	25 -71
0710609-9	25 -67
0710610-1	25 - 6
0710610-3	25 - 7
0710610-4	25 - 6
0710610-6	25 - 7
0710610-7	25 - 6
0710611-1	26 -16
0710611-3	26 -18
0710611-3	26A-19
0710611-4	26 -16
0710611-4	26A-17
0710612-3	25 - 4
0710612-4	25 - 4
0710613-1	25 - 8

PART NUMBER	FIGURE AND INDEX NO.
0710614-1	25 -14
0710614-2	25 -15
0710614-5	25 -16
0710615-1	26 -14
0710615-1	26A-15
0710615-2	26 -15
0710615-2	26A-16
0710616-1	26 -12
0710616-1	26A-13
0710616-2	26 -13
0710616-2	26A-14
0710617-1	25 -12
0710617-2	25 -13
0710618-1	25 -47
0710618-10	25 -46
0710618-4	25 -45
0710618-5	25 -48
0710618-6	25 -46
0710618-7	25 -47
0710618-8	25 -45
0710618-9	25 -48
0710619-1	41 -17
0710619-1	42 -16
0710620-10	42 -12
0710620-200	42 -11
0710620-201	41 -14
0710620-202	42 -11
0710620-203	41 -14
0710620-204	# 42 -11
0710620-205	# 41 -14
0710620-206	# 42 -11
0710620-207	# 41 -14
0710620-210	42 -11
0710620-211	41 -14
0710620-212	42 -11
0710620-213	41 -14
0710620-216	42 -11
0710620-217	41 -14
0710620-218	42 -11
0710620-219	41 -14
0710620-222	42 -11
0710620-223	41 -14
0710620-224	42 -11
0710620-225	41 -14
0710620-9	41 -15
0710622-1	41 -18
0710622-2	42 -17
0710623-1	41 -19
0710623-2	42 -18
0710624-1	41 -20
0710624-1	42 -19
0710624-3	41 -22
0710624-3	42 -21
0710624-4	41 -22
0710624-4	42 -21
0710625-1	41 -11
0710625-1	42 -11
0710625-5	41 -11
0710625-5	42 -11
0710626-11	41 -39
0710626-12	42 -28
0710628-4	56 - 3
0710629-1	23 - 8A
0710629-1	23A-10
0710629-2	23 - 9
0710629-2	23A-10
0710630-1	23 - 5
0710630-1	23A- 5
0710630-2	23 - 5
0710630-2	23A- 5
0710631-3	41 -25A
0710631-3	42 -15A
0710632-1	48 -31
0710632-1	49 -58

PART NUMBER	FIGURE AND INDEX NO.	PART NUMBER	FIGURE AND INDEX NO.	PART NUMBER	FIGURE AND INDEX NO.
0710632-1	49A-60	0711037-19	41A-41	0711600-28	23 -42
0710632-1	50 - 6	0711037-20	42 -26	0711600-29	28 - 1
0710632-1	51A-88	0711037-20	42A-34	0711600-3	25 -39
0710632-1	51B-37	0711037-21	41 -30	0711600-30	28 - 2
0710633-1	25 -62	0711037-21	41A-42	0711600-4	23 -47
0710633-1	25 -75	0711038-1	41 -31	0711600-5	23 -46
0710634-1	25 -50	0711038-1	41A-43	0711600-6	16 -10
0710634-1	25 -72	0711038-1	42 -27	0711600-7	16 - 9
0710636-1	16 -19	0711038-1	42A-35	0711600-8	23 -45
0710636-2	16 -19	0711050-15	41 -43	0711600-9	23 -44
0710636-3	23A-11	0711050-15	41A-53	0711601-1	23 -15
0710637-1	41 -22	0711050-16	41 -39	0711601-2	23 -16
0710637-1	42 -21	0711050-17	41 -39	0711602-1	23 -17
0710638-1	16 -20	0711050-18	41 -40	0711602-2	23 -18
0710638-1	41 -47	0711050-18	41A-50	0711603-1	23 -25
0710638-1	41A-58	0711050-27	41A-49	0711603-2	23 -26
0710638-1	42 -33	0711051-5	41 -42	0711604-11	24 - 9
0710638-1	42A-41	0711051-5	41A-52	0711604-12	24 - 9
0710653-1	23A-30	0711051-6	41 -41	0711604-201	24 - 3
0710656-1	25 - 8A	0711051-6	41A-51	0711604-202	24 - 4
0710656-2	25 - 8A	0711051-7	41 -41	0711604-203	24 - 3
0710657-1	25 - 8A	0711061-3	43 -	0711604-204	24 - 4
0710657-2	25 - 8A	0711061-4	43 -	0711604-205	24 -
0710658-1	25 -77	0711061-5	43 -	0711604-206	24 -
0710700-200	26A-	0711061-6	43 -	0711604-207	24 - 3
0710701-1	26A-19	0711062-1	43 - 2	0711604-208	24 - 4
0710701-2	26A-20	0711062-2	43 - 2	0711604-209	24 -
0710701-3	26A-21	0711063-1	43 - 9	0711604-210	24 -
0710701-4	26A-22	0711063-2	43 - 9	0711604-211	24 - 3
0710701-5	26A-23	0711063-6	43A-23	0711604-212	24 - 4
0710701-6	26A-24	0711064-1	41 -24	0711604-25	24 -18
0710701-7	26A-24	0711064-1	42 -14	0711604-26	24 -18
0710705-1	25 - 1	0711064-5	41 -24	0711604-48	24 -18
0711016-1	43 -27	0711064-5	41A-34	0711604-49	24 -18
0711017-1	43 -15	0711064-5	42 -14	0711605-200	24 -10
0711018-19	43 - 6	0711064-5	42A-17	0711605-201	24 -10
0711018-20	43 - 7	0711065-1	41 -25	0711605-3	24 -10
0711018-22	43 -28	0711065-1	41A-35	0711606-1	24 -13
0711018-24	43 -16	0711065-1	42 -15	0711606-2	24 -13
0711018-25	43 - 8	0711065-1	42A-18	0711606-5	24 -13
0711018-27	43 - 4	0711066-2	18 -12	0711606-6	24 -13
0711018-32	43 -22	0711066-3	18 - 1	0711608-1	25 -51
0711018-33	43 -22	0711066-6	18 - 1	0711608-11	25 -53A
0711018-36	43 -16	0711080-1	52C- 8	0711608-12	25 -53B
0711019-1	43 -14	0711083-1	52C-17	0711608-14	25 -51A
0711021-1	41 -34	0711083-1	52D-17	0711608-4	25 -52
0711021-1	41A-20	0711083-1	56 -11	0711608-5	25 -53
0711021-4	41 -36	0711083-1	56 -11	0711608-6	25 -51
0711021-4	41A-47	0711097-2	52C- 1	0711608-8	25 -51
0711021-9	41 -35	0711097-21	52C-12	0711609-1	23 -10
0711021-9	41A-46	0711097-4	52C- 9	0711609-2	23 -11
0711024-2	24 -16	0711101-21	44 -10	0711609-7	23 -12
0711024-4	24 -15	0711111-1	44 - 9A	0711610-1	23 -37
0711027-1	41 - 4	0711121-2	56 - 8	0711610-1	23A-66
0711027-1	42 - 4	0711121-3	56 -10	0711610-2	23 -37
0711029-1	43 -10	0711121-5	56 -10	0711610-2	23A-66
0711029-2	43 -10	0711126-1	43 -29	0711611-2	25 -30
0711033	41 - 8A	0711132-1	43 - 5	0711612-1	28 - 8
0711033-1	41A-12	0711132-2	43 - 5	0711613-1	25 -25
0711034-1	41 -23	0711600-10	28 - 2	0711613-2	25 -26
0711034-1	41A-32	0711600-11	28 - 1	0711613-4	25 -26
0711034-1	42 -13	0711600-13	25 -21	0711614-1	25 -23
0711034-1	42A-15	0711600-14	25 -22	0711614-3	25 -24
0711037-14	42 -23	0711600-15	25 -19	0711614-4	25 -23
0711037-14	42A-31	0711600-16	25 -20	0711614-6	25 -24
0711037-15	41 -27	0711600-17	25 -37	0711615-1	23 -32
0711037-15	41A-39	0711600-18	25 -38	0711615-1	23A-67
0711037-16	42 -24	0711600-19	23 -41	0711615-1	28A-12
0711037-16	42A-32	0711600-2	25 -40	0711615-2	23 -33
0711037-17	41 -28	0711600-20	23 -42	0711615-2	23A-67
0711037-17	41A-40	0711600-21	25 -35	0711615-2	28A-12
0711037-18	42 -25	0711600-22	25 -36	0711615-3	23 -34
0711037-18	42A-33	0711600-26	23 -43	0711615-4	23 -35
0711037-19	41 -29	0711600-27	23 -41	0711616-1	16 -11

PART NUMBER	FIGURE AND INDEX NO.
0711616-2	16 -12
0711617-1	23 -36
0711617-2	23 -36
0711618-1	23 -38
0711618-1	44 -15
0711618-2	44 -16
0711618-3	23A-60
0711618-4	23A-59
0711619-1	23 -57
0711619-1	44 -17
0711620-1	25 -41
0711620-1	44 -18
0711621-1	16 -13
0711621-3	16 -14
0711622-1	23 -60
0711623-1	16 -16
0711624-1	23 -52
0711625-1	23 -54
0711626-1	23 -30
0711626-2	23 -31
0711627-1	28 - 3
0711627-2	28 - 4
0711628-1	23 -39
0711628-1	23A-62
0711628-1	44 -21
0711628-2	23 -40
0711628-2	23A-63
0711628-2	44 -22
0711629-1	44 - 1
0711629-5	44 - 1
0711630-1	23 -22
0711630-2	23 -22
0711631-1	25 -42
0711631-2	25 -43
0711632-1	25 -56
0711632-7	25 -56
0711633-1	23 -27
0711633-2	23 -28
0711634-1	23 -29
0711634-2	23 -29
0711635-1	25 -28
0711636-1	28 - 5
0711636-2	28 - 5
0711637-1	28 - 6
0711637-2	28 - 6
0711638-1	28 - 7
0711638-2	28 - 7
0711639-1	23 -14
0711640-1	16 -15
0711640-2	16 -15
0711641-1	23 -59
0711642-1	25 -64
0711643-1	44 - 4
0711644-2	52 -10
0711644-3	52 -10
0711644-7	52 -12
0711646-1	25 -29
0711647-1	25 -31
0711651-1	44 -20
0711653-1	43 -20
0711653-2	43 -20
0711653-3	43A- 1
0711654-1	24 - 8
0711654-2	24 - 8
0711658-1	23 -55
0711659-1	23 -56
0711660-1	23 -53
0711661-1	23 -52
0711663-2	52C-13
0711663-5	52C- 4
0711663-6	52C- 5
0711663-7	52C-15
0711663-7	52D-15
0711663-8	52C-16

PART NUMBER	FIGURE AND INDEX NO.
0711663-8	52D-16
0711665-1	24 - 8
0711665-2	24 - 8
0711667-1	49 - 5
0711667-1	49A- 5
0711667-1	49B- 5
0711667-1	49C- 5
0711667-1	51A- 5
0711667-1	52A-33
0711667-1	52B-29
0711668-1	49 - 4
0711668-1	49A- 4
0711668-1	49B- 4
0711668-1	49C- 4
0711668-1	51A- 4
0711668-1	52A-31
0711668-1	52B-27
0711669-1	45A-17
0711670-1	23 -62
0711671-1	23A-64
0711671-2	23A-65
0711671-3	23A-64
0711671-4	23A-65
0711673-1	23A-61
0711674-3	25 -32
0711675-10	28A- 1
0711675-11	28A- 8
0711675-12	28A- 9
0711675-13	28A- 8
0711675-14	28A- 9
0711675-15	28A- 1
0711675-4	25 -39
0711675-7	16 - 9
0711675-7	28A-17
0711675-8	16 -10
0711675-8	28A-18
0711676-2	23A-46
0711676-3	23A-44
0711676-5	23A-44
0711676-6	23A-46
0711676-7	23A-44
0711677-1	23A-32
0711677-2	23A-33
0711678-3	23A-34
0711678-4	23A-35
0711679-3	23A-38
0711680-1	28A-13
0711680-2	28A-14
0711680-3	28A-10
0711680-4	28A-11
0711680-5	28A-15
0711681-1	23A-39
0711681-1	28A- 4
0711681-3	28A- 2
0711681-4	28A- 3
0711682-1	45A-17
0711682-1	45B-13
0711683-1	23A-27A
0711684-1	23A-36
0711684-2	23A-36
0711685-1	16 -11
0711685-2	16 -12
0711686-1	23A-41
0711686-2	23A-41
0711688-1	25 -21
0711688-13	25 -35
0711688-14	25 -36
0711688-17	25 -21
0711688-18	25 -22
0711688-2	25 -22
0711688-3	25 -19
0711688-4	25 -20
0711688-5	25 -35
0711688-6	25 -36

PART NUMBER	FIGURE AND INDEX NO.
0711688-7	25 -37
0711688-8	25 -38
0711689-2	56 - 3A
0711689-3	56 - 7B
0711690-1	25 -65
0711690-2	25 -65
0711690-3	25 -65
0711690-4	25 -65
0711690-5	25 -65
0711690-6	25 -65
0711694-15	24 -19
0711694-16	24 -19
0711695-10	24 -20
0711695-11	24 -23
0711695-12	24 -23
0711695-7	24 -23
0711695-8	24 -23
0711695-9	24 -21
0711701-1	23A-73
0711705-1	44 -11B
0711708-1	44 -10
0711709-1	44 -11D
0711775-1	52D-21
0711776-1	23A-72
0711776-2	23A-72
0711777-1	91A-12
0711778-1	91A- 1
0711778-3	91A- 1
0711778-5	91A- 1A
0711778-6	91A- 1A
0711779-1	90 - 9A
0711780-3	91A-19
0711781-1	23A-26
0711781-1	91A- 8
0711781-2	23A-26
0711781-2	91A- 9
0711784-1	91A- 4
0711788-1	43A- 4
0711790-1	44 -10A
0711790-2	44 -10C
0711791-1	44 - 1
0711793-1	23A-45
0711793-2	23A-47
0711793-5	23A-45
0711793-6	23A-47
0711800-3	25 -40
0711800-5	23A-57
0711800-6	23A-58
0711800-9	23A-31
0712031-1	90 -54
0712306-5	31 -27
0712306-5	31A-28
0712503-2	29B-13
0712503-3	29B-14
0712503-4	29B-15
0712503-5	29B-16
0712503-6	29B-13
0712504-10	29B-52
0712504-2	29B-52
0712504-200	29B-
0712504-201	29B-
0712504-3	29B-51
0712504-4	29B-49
0712504-5	29B-50
0712504-6	29B-50
0712504-7	29B-48
0712505-1	23A-49
0712505-3	23A-49
0712506-1	29B-60
0712507-1	29B-61
0712507-2	29B-62
0712508-1	89C-77
0712509-1	29B-69
0712510-1	29B-67

PART NUMBER	FIGURE AND INDEX NO.
0712511-2	29B-11
0712511-4	29B-11
0712511-5	29B-12
0712512-1	29B-16A
0712512-2	29B-16B
0712513-1	30 -
0712513-4	30 - 3
0712514-1	29B-65
0712515-1	29B-70
0712516-1	29B-12
0712517-1	29B-17
0712517-2	29B-17
0712519-1	29B-76
0712519-2	29B-77
0712520-1	29B-74
0712520-2	29B-75
0712521-1	31A-23
0712522-1	31A-12
0712522-3	31A-12
0712523-1	31A- 1
0712524-1	31A-10
0712524-2	31A-10
0712525-1	29B- 1
0712525-2	31A-
0712525-3	31A-11
0712526-1	31A-13
0712526-2	31A-14
0712527-1	29B-47
0712528-1	31A- 3
0712603-2	90 - 2
0712605-201	90 - 1
0712607-1	29 -
0712607-10	29 -
0712607-11	29 -57
0712607-12	29 -56
0712607-3	29 -56A
0712607-4	29 -58
0712607-5	29 -57
0712607-6	29 -45
0712607-6	29B-71
0712607-7	29 -48
0712607-7	29A-42
0712607-7	29B-47
0712607-8	29 -49
0712607-8	29A-37
0712607-8	29B-42
0712607-9	29 -52
0712607-9	29A-40
0712607-9	29B-45
0712608-4	29 -10
0712608-7	29 -10
0712608-8	29 -10
0712609-2	29 - 9
0712609-2	29A- 9
0712609-3	29 - 9
0712609-3	29A- 9
0712609-4	29 - 9
0712609-4	29A- 9
0712609-7	29B- 9
0712610-2	29 - 5
0712610-2	29A- 5
0712610-2	29B- 5
0712610-3	29 - 5
0712610-3	29A- 5
0712610-3	29B- 5
0712610-4	29 - 5
0712610-4	29A- 5
0712610-4	29B- 5
0712610-5	29 - 6
0712610-5	29A- 6
0712610-5	29B- 6
0712611-2	29 - 4
0712611-2	29A- 4
0712611-2	29B- 4

PART NUMBER	FIGURE AND INDEX NO.
0712611-3	29 - 4
0712611-3	29A- 4
0712611-3	29B- 4
0712611-4	29 - 4
0712611-4	29A- 4
0712611-4	29B- 4
0712612-2	29 - 2
0712612-2	29A- 2
0712612-2	29B- 2
0712612-3	29 - 2
0712612-3	29A- 2
0712612-3	29B- 2
0712612-4	29 - 2
0712612-4	29A- 2
0712612-4	29B- 2
0712612-6	29 - 3
0712612-6	29A- 3
0712612-6	29B- 3
0712612-7	29 - 3
0712612-7	29A- 3
0712612-7	29B- 3
0712612-8	29 - 3
0712612-8	29A- 3
0712612-8	29B- 3
0712613-2	29 - 7
0712613-2	29A- 7
0712613-2	29B- 7
0712613-3	29 - 8
0712613-3	29A- 8
0712613-3	29B- 8
0712615-1	31 -15
0712615-3	31A-15
0712616-1	31 - 1
0712616-3	31 - 6
0712616-4	31 - 5
0712616-5	31 - 2
0712616-6	31 - 4
0712616-7	31 - 1
0712616-9	31 - 5
0712617-2	31 -14
0712618-1	31 -11
0712618-2	31 -11
0712618-3	31A- 9
0712618-4	31A- 9
0712619-1	31 -10
0712619-2	31A- 8
0712620-1	31 -22
0712621-5	31 -25
0712621-6	31 -26
0712621-7	31 -25
0712621-7	31A-26
0712621-8	31 -26
0712621-8	31A-27
0712622-2	31 -21
0712623-1	23 -21
0712624-10	23 -19
0712624-11	25 -32
0712624-4	23 -19
0712624-5	23 -20
0712624-6	25 -32
0712625-2	29 -11
0712625-3	23A-50
0712625-3	29 -11A
0712625-4	23A-48
0712625-5	23A-49
0712626-1	29 -55
0712626-1	30 -24
0712626-4	29B-63
0712627-1	29 -43
0712627-1	29A-33
0712627-1	29B-38
0712627-10	29 -36
0712627-10	29A-26
0712627-10	29B-31

PART NUMBER	FIGURE AND INDEX NO.
0712627-11	29 -33
0712627-11	29A-23
0712627-11	29B-28
0712627-12	29 -34
0712627-12	29A-24
0712627-12	29B-29
0712627-13	29 -28
0712627-13	29A-21
0712627-13	29B-26
0712627-14	29 -29
0712627-14	29A-22
0712627-14	29B-27
0712627-15	29 -30
0712627-16	29 -31
0712627-17	29 -26
0712627-18	29 -27
0712627-19	29 -24
0712627-2	29 -44
0712627-2	29A-34
0712627-2	29B-39
0712627-20	29 -25
0712627-21	29 -46
0712627-21	29A-35
0712627-21	29B-40
0712627-22	29 -47
0712627-22	29A-36
0712627-22	29B-41
0712627-23	29 -18
0712627-23	29A-13
0712627-23	29B-18
0712627-24	29B-18
0712627-25	29B-32
0712627-26	29B-33
0712627-3	29 -39
0712627-3	29A-31
0712627-3	29B-36
0712627-4	29 -40
0712627-4	29A-32
0712627-4	29B-37
0712627-5	29 -41
0712627-5	29A-29
0712627-5	29B-34
0712627-6	29 -42
0712627-6	29A-30
0712627-6	29B-35
0712627-7	29 -37
0712627-7	29A-27
0712627-7	29B-32
0712627-8	29 -38
0712627-8	29A-28
0712627-8	29B-33
0712627-9	29 -35
0712627-9	29A-25
0712627-9	29B-30
0712628-2	29 - 1
0712628-2	29A- 1
0712628-2	31 -
0712628-3	31 -13
0712628-4	29B- 1
0712628-4	31 -
0712629-1	31 -12
0712629-2	31 -12
0712630-1	29 -48
0712630-1	29A-42
0712631-1	30 - 1
0712631-6	30 - 3
0712631-7	30 - 1
0712632-1	30 - 4
0712632-2	30 - 9
0712633-1	29 -32
0712634-1	29 -19
0712634-3	29 -20
0712634-4	29 -21
0712634-5	29 -22

PART NUMBER	FIGURE AND INDEX NO.
0712635-1	32 - 1
0712636-1	31 -23
0712636-1	31A-24
0712637-2	23A-54
0712637-2	29 -15
0712638-2	25 - 9
0712638-3	23A-53
0712638-3	29 -14
0712639-1	23A-54
0712639-1	29 -16
0712639-3	25 -10
0712640-3	25 -33
0712640-4	25 -34
0712641-1	29 -11
0712641-2	29 -11
0712642-1	31 -14
0712645-2	29A-10
0712645-5	29A-11
0712645-6	29A-12
0712646-1	29A-14
0712646-1	29B-19
0712646-2	29B-19
0712647-3	29A-19
0712647-3	29B-24
0712647-4	29A-20
0712647-4	29B-25
0712648-1	23A-42
0712648-2	23A-43
0712650-1	31 -27A
0712650-1	31A-29
0712651-1	28A- 5
0712651-2	28A- 6
0712652-2	29A-47
0712652-280	29A-
0712652-3	29A-46
0712652-4	29A-44
0712652-5	29A-45
0712652-6	29A-45
0712652-7	29A-43
0712653-1	29A-15
0712653-1	29B-20
0712653-2	29A-16
0712653-2	29B-21
0712653-3	29A-17
0712653-3	29B-22
0712653-4	29A-18
0712653-4	29B-23
0712654-1	23A-56
0712654-2	23A-56
0712665-1	25 -57A
0712665-2	25 -57A
0712748-1	56 -40
0712748-2	56 -41
0712749-1	56 -43
0712750-1	56 -42
0712750-2	56 -42
0712751-1	56 -44
0712752-1	56 -44
0712753-1	29B-10
0712753-1	89C-87
0712753-2	29B-10
0712753-2	89C-87
0712754-1	89C-86
0712754-2	89C-86
0712755-1	89C-82
0712755-2	89C-83
0712756-1	89C-88
0712756-2	89C-88
0712757-1	23A-55
0712757-2	23A-55
0712757-5	23A-55
0712758-1	25 -29
0712759-5	25 -28
0713003-45	17 -64

PART NUMBER	FIGURE AND INDEX NO.
0713003-45	70 -14
0713003-74	22 -19
0713011-12	56 -24
0713019-24	70 -39
0713019-33	63 -75A
0713019-33	66 -32
0713019-33	66 -58
0713019-7	17 -64
0713019-7	70 -27
0713019-86	45 - 4
0713019-86	45A- 4
0713019-86	45B- 2
0713019-94	17 -64
0713019-94	70 -15
0713028-3	53 -29
0713028-8	53 -29
0713029	90 -10
0713029	94 - 3
0713032-1	75 - 4
0713032-2	75 - 4
0713047	2 - 1
0713047	2A- 1
0713047	16 -18
0713068-1	56 -32
0713068-5	56 -32
0713070-15	71 -24
0713070-15	71A-25
0713070-19	71 -32
0713070-19	71A-33
0713070-20	71 -43
0713070-20	71A-44
0713070-24	71 -41
0713070-24	71A-42
0713070-25	71 -22
0713070-25	71A-23
0713070-32	71 -23
0713070-32	71A-24
0713070-6	71 -38
0713070-6	71A-39
0713070-9	71 -31
0713070-9	71A-32
0713074-1	48 - 2
0713074-1	49 - 1
0713074-1	49A- 1
0713074-1	49B- 1
0713074-1	49C- 1
0713074-1	50 - 2
0713074-1	51A- 1
0713074-1	51E- 1
0713074-1	51F- 1
0713124-1	3 -24
0713124-1	91 -12
0713129-4	53A-38
0713129-4	54 - 7
0713130-1	90 -18
0713135	69A-36
0713135-1	69 -32
0713135-2	17 -56
0713135-2	17A-58
0713139	69A-37
0713139-1	17 -55
0713139-1	17A-57
0713139-1	69 -33
0713140-1	17 -56
0713140-1	17A-58
0713140-1	69 -34
0713140-1	69A-38
0713207-4	2 - 5
0713207-4	53 -41
0713207-4	55A-21
0713208-1	53 -10
0713208-1	53 -58
0713209-1	2 -10
0713209-1	2A- 4

PART NUMBER	FIGURE AND INDEX NO.
0713209-1	53 - 8
0713215-2	2 -17
0713215-2	74 -85
0713216-2	2 -16
0713216-2	74 -85
0713245-200	74 -76
0713245-200	89A-76
0713250-1	69A-32
0713252-1	53C-71
0713252-2	53C-71
0713253-1	45 - 9
0713253-1	45A- 8
0713253-1	45B- 4
0713254-1	2 -57A
0713254-1	55A-23
0713254-2	2 -58A
0713254-2	2A-18
0713254-2	55A-23
0713254-2	55A-23
0713255-2	2 -68
0713255-7	2 -69
0713256-1	2 -67
0713260-1	53E-57
0713260-2	53E-58
0713261-1	74A-11A
0713262-2	74A-11
0713263-1	17 -30
0713263-1	17A-30
0713263-2	17 -31
0713263-2	17A-31
0713263-5	17 -30
0713263-5	17A-30
0713263-6	17 -32
0713263-6	17A-32
0713266-2	53E-76
0713266-2	53G-71
0713266-3	53Q- 2
0713266-4	53E-76
0713266-4	53G-71
0713266-4	53J- 2
0713266-4	53L- 2
0713266-4	53N- 2
0713267-1	53E-78
0713267-1	53G-73
0713267-1	53J-27
0713267-1	53L-22
0713267-1	53N-23
0713267-1	53Q-28
0713269-1	53E-69
0713269-2	53E-69
0713271-1	53E-63
0713272-1	71A- 4
0713272-1	71A- 7
0713272-1	71A-47
0713273-200	17 -42
0713273-200	53E-73
0713273-201	17 -42
0713273-201	53G-68
0713275-1	53E-81
0713275-2	53G-76
0713275-4	53J-25
0713275-4	53L-26
0713275-4	53N-27
0713275-4	53Q-33
0713276-1	53E-96
0713276-1	53G-93
0713277-1	53E-80
0713277-1	53G-75
0713278-11	53J-46
0713278-13	53L-49
0713278-17	53L-49
0713278-3	53E- 1
0713278-3	53G- 1
0713278-7	53J-46

PART NUMBER	FIGURE AND INDEX NO.
0713282-1	□ 53F- 1
0713282-1	□ 53H- 1
0713282-2	□ 53K- 1
0713282-3	□ 53K- 1
0713282-4	□ 53K- 1
0713282-5	□ 53K- 1
0713282-6	□ 53M- 1
0713282-7	□ 53M- 1
0713282-8	□ 53M- 1
0713282-9	□ 53M- 1
0713285-1	53E- 8
0713285-1	53G- 9
0713287-11	27A- 1
0713287-20	17A-43
0713287-8	17 -43A
0713288-1	17A-70
0713288-2	17A-70
0713288-3	17A-70
0713288-4	17A-70
0713290-1	20 -20
0713290-2	20 -20
0713293-1	17 -36
0713293-1	17A-36
0713294-4	53Q-22
0713296-1	17A-47
0713303-2	69 -11
0713303-2	69A-11
0713303-2	70 -16
0713303-5	53C-42
0713303-7	55 - 9
0713307-1	67 - 8
0713307-1	70 -13
0713307-1	79B-38
0713307-2	67 - 9
0713307-2	70 -13
0713307-2	79C-47
0713307-4	79B-39
0713307-6	79B-28
0713314-1	75 -20A
0713315-1	75 -12A
0713315-5	75 -12A
0713315-6	75 -12A
0713318-1	□ 53N-52
0713318-2	□ 53P- 1
0713319-1	□ 53N-43
0713319-2	□ 53P- 4
0713323-1	□ 53Q-57
0713323-2	□ 53R- 1
0713324-1	□ 53Q-48
0713324-2	□ 53R- 4
0713325-1	53Q-64
0713326-1	53Q-25
0713327-1	53Q-37
0713328-1	53Q-17
0713329-1	17A-42
0713329-1	53Q- 1
0713330-1	□ 53Q-50
0713334-1	17A-
0713334-2	27A- 1
0713334-3	17A-48
0713334-3	17 -45
0713334-4	17A-49
0713334-4	17 -46
0713334-5	17 -50
0713334-5	17A-51
0713334-6	17A-43
0713334-7	17 -58
0713334-7	17A-60
0713334-7	27 -12
0713334-8	17 -59
0713334-8	17A-61
0713334-8	27 -12
0713335-1	17A-75
0713511-1	55 -19

PART NUMBER	FIGURE AND INDEX NO.
0713511-1	90 -16
0713524-1	□ 53G-66
0713524-2	□ 53J-41
0713524-3	□ 53L-42
0713524-3	□ 53N-45
0713525-1	□ 53G-59
0713525-11	□ 53L-45
0713525-11	□ 53N-48
0713525-13	□ 53Q-54
0713525-3	□ 53G-59
0713525-5	□ 53G-59
0713525-8	□ 53J-44
0713600-10	27 - 1
0713600-14	17 -43A
0713600-20	17 -43A
0713600-23	17 -43A
0713600-7	17 -43
0713600-8	27 - 1
0713602-2	53 -10
0713602-200	# 53 -12
0713602-5	53 -11
0713602-6	53 -12
0713602-7	53 -13
0713602-7	86 - 4
0713602-8	53 -14
0713602-8	86 - 1
0713602-9	53 -15
0713603-1	17 -12
0713603-1	17A-12
0713603-2	17 -12
0713603-2	17A-12
0713604-1	18 -
0713604-11	18 -13
0713604-12	18 -13
0713604-14	18 -
0713604-15	18 -
0713604-3	18 -13
0713604-4	18 -13
0713604-5	18 -14
0713604-6	18 -15
0713604-7	12B-29
0713604-7	18 -16
0713604-8	12B-30
0713604-8	18 -17
0713605-1	18 -35
0713606-1	18 -27
0713606-2	18 -27
0713607-1	18 -25
0713607-2	18 -25
0713608-1	18 -32
0713608-2	18 -32
0713608-3	18 -32
0713609-1	27 -11
0713609-1	27A- 7
0713609-2	27 -11
0713609-2	27A- 7
0713609-5	18 -28
0713609-6	18 -28
0713610-10	18 -33
0713610-9	18 -33
0713611-1	18 -26
0713611-2	18 -26
0713612-1	18 -18
0713612-2	18 -19
0713613-1	18 -34
0713613-2	18 -34
0713613-5	18 -34
0713613-6	18 -34
0713614-1	17 -20
0713614-1	17A-20
0713614-2	17 -20
0713614-2	17A-20
0713615-1	17 -22
0713615-1	17A-22

PART NUMBER	FIGURE AND INDEX NO.
0713615-2	17 -22
0713615-2	17A-22
0713616-1	17 -30
0713616-2	17 -31
0713617-1	17 -21
0713617-1	17A-21
0713618-1	17 -34
0713618-2	17 -34
0713619-1	17 -24
0713619-1	17A-24
0713619-2	17 -24
0713619-2	17A-24
0713620-1	17 -42
0713621-2	53 -42
0713621-3	53 -42
0713622-2	54 - 1
0713622-4	54 - 1
0713623-1	17 -66
0713624-2	20 - 4
0713624-2	72 -14
0713625-1	71 -40
0713625-1	71A-41
0713626-1	17A-51
0713628-1	20 - 3
0713628-2	20 - 3
0713629-1	72 -20
0713629-2	72 -19
0713631-1	20 - 1
0713631-2	20 - 2
0713632-1	17 - 8
0713632-1	17A- 8
0713632-2	17 - 8
0713632-2	17A- 8
0713632-3	17A- 8
0713632-4	17A- 8
0713633-1	18 -22
0713633-2	18 -22
0713634-2	20 -10
0713634-3	20 -14
0713636-1	20 - 8
0713637-1	20 - 7
0713638-1	17 - 9
0713638-1	17A- 9
0713638-2	17 - 9
0713638-2	17A- 9
0713639-1	17 -29
0713639-1	17A-29
0713639-2	17 -29
0713639-2	17A-29
0713640-12	75 - 9A
0713640-200	19 -
0713640-201	19 -
0713640-202	19 -
0713640-3	19 - 1
0713640-4	19 - 3
0713641-1	19 - 8
0713641-3	19 -10
0713642-1	75 - 2
0713642-3	75 - 4
0713643-1	75 - 7
0713643-3	75 - 8
0713644-1	19 -21
0713645-2	19 -19
0713647-1	19 -11
0713647-3	19 -13
0713647-3	19 -17
0713647-3	19 -25
0713648-1	19 - 4
0713650-1	19 - 5
0713651-1	19 -20
0713652-2	19 - 6
0713652-4	19 - 7
0713653-1	75 - 8
0713653-2	75 -10

PART NUMBER	FIGURE AND INDEX NO.
0713654-1	75 -12
0713656-1	75 -24
0713656-3	75 -26
0713657-1	19 -15
0713657-2	19 -17
0713658-1	17 -44
0713659-1	17 -74
0713659-5	17 -74
0713660-1	27 - 9
0713661-1	17 -54
0713661-1	17A-55
0713663-1	17 -10
0713663-1	17A-10
0713663-2	17 -10
0713663-2	17A-10
0713664-1	21 -24
0713664-2	21 -24
0713665-1	17 -38
0713665-1	17A-38
0713665-2	17 -39
0713665-2	17A-39
0713666-1	17 -37
0713666-1	17A-37
0713667-1	17 -40
0713667-2	17 -41
0713668-1	17 -25
0713668-1	17A-25
0713668-4	17A-25
0713669-1	20 -12
0713669-2	20 -13
0713670-1	17 -28
0713670-1	17A-28
0713670-2	17 -28
0713671-3	20 -17
0713671-4	20 -18
0713673-1	27 - 4
0713674-1	27 - 5
0713676-1	17 - 6
0713676-1	17A- 6
0713676-2	17 - 5
0713676-2	17A- 5
0713677-1	20 - 5
0713677-3	20 - 5
0713678-1	20 - 9
0713681-1	20 -19
0713682-1	17 -11
0713682-1	17A-11
0713682-2	17 -11
0713682-2	17A-11
0713683-1	18 -36
0713684-1	17 -33
0713684-1	17A-33
0713684-2	17A-33
0713685-1	17 -23
0713685-1	17A-23
0713685-2	17 -23
0713685-2	17A-23
0713693-2	71 -15
0713693-2	71A-16
0713693-3	71 -37
0713693-3	71A-38
0713693-4	71 -37
0713693-4	71A-38
0713694-1	20 -15
0713694-2	20 -16
0713695-1-418	53 - 3
0713695-2	53 - 4
0713695-3	53 - 4
0713696-2	53 - 5
0713696-6	53 - 5
0713697-1	55 - 4
0713697-4	55 -11
0713697-5	55 -12
0713697-6	55 - 7

PART NUMBER	FIGURE AND INDEX NO.
0713697-9	55 - 8
0713698-1-418	53 - 1
0713699-1	54 - 2
0713699-2	54 - 2
0713699-5	54 - 2
0713699-6	54 - 2
0713700-1	21 -17
0713700-1	21A-19
0713700-1	21B-25
0713701-2	67 -16
0713702-1	25 - 8A
0713703-1	47 -27
0713703-1	47A-29
0713703-1	47B-26
0713703-1	47C-29
0713703-1	47D-33
0713703-2	47 -28
0713703-2	47A-30
0713703-2	47B-27
0713703-2	47C-30
0713703-2	47D-34
0713704-1	2 - 6
0713704-1	55 -21
0713705-2	2 -11
0713705-2	2A- 5
0713705-2	53 -32
0713708-1	55 - 1
0713710-3-418	75 -29
0713711-1	90 -28
0713714-2	75 -20
0713715-1	47 -26
0713715-1	47A-28
0713715-1	47B-25
0713715-1	47C-27
0713715-1	47D-32
0713715-2	47 -27
0713715-2	47A-29
0713715-2	47B-26
0713715-2	47C-29
0713715-2	47D-33
0713716-1	17 -48
0713717-1	17 -49
0713718-1	17 -49
0713718-2	17 -49
0713719-1	70 -28
0713719-2	70 -28
0713720-1	53 -27
0713721-1	53 -27
0713722-1	75 -21
0713723-1	56 -32
0713723-5	56 -32
0713723-7	56 -32
0713724	2 -13
0713724-1	53 -55
0713730-1	20 -11
0713732-5	18 -31
0713732-6	18 -31
0713733-1	17 -48
0713734-1	19 -24
0713738-3	55 -17
0713738-3	55A-10
0713744-1	54 - 1
0713745-1	54 - 2
0713747-200	74 -76
0713747-201	74 -76
0713748-1	17 -73
0713749-6	88 - 7
0713749-6	88A- 7
0713757-1	17 -66
0713757-1	17A-67
0713757-1	21 -26
0713757-1	21B-24
0713770-1	17 -42
0713770-10	53G-82

PART NUMBER	FIGURE AND INDEX NO.
0713770-10	53J- 9
0713770-11	53L- 9
0713770-11	53N- 9
0713770-11	53Q-11
0713770-200	17 -42
0713770-200	53C-79
0713770-9	53E-87
0713771-1	53C-92
0713772-1	53C-88
0713774-1	53C-94
0713775-1	53C-80
0713775-1	53E-77
0713775-1	53G-72
0713775-1	53J- 3
0713775-1	53L- 3
0713775-1	53N- 3
0713775-1	53Q- 3
0713776-1	53C-86
0713776-1	53E-84
0713776-1	53G-79
0713776-1	53J-11
0713776-1	53L-11
0713776-1	53N-11
0713776-1	53Q-13
0713777-3	55A- 1
0713778-1	55A-13
0713778-4	55A-14
0713778-7	55A-14
0713778-9	55A-14
0713779-1	53C-96
0713779-1	53E-86
0713779-1	53G-81
0713779-1	53J-12
0713779-1	53L-12
0713779-1	53N-12
0713779-1	53Q-14
0713781-1	53A-48
0713781-2	53C-56
0713783-1	53C-84
0713783-3	53E-82
0713783-3	53G-77
0713783-3	53J-23
0713783-3	53L-24
0713783-3	53N-25
0713783-3	53Q-31
0713784-2	19 - 4A
0713785-1	55A- 7
0713786-1	53C-82
0713787-1	17 -34
0713787-2	17 -34
0713787-3	17 -34
0713787-4	17 -34
0713787-4	17A-34
0713787-5	17A-34
0713788-3	27A- 5
0713789-1	17 -69
0713790-1	17 -41
0713790-4	17 -41
0713791-2	53A- 7
0713791-3	53A- 5
0713792-1	53A- 1
0713792-2	53A- 2
0713792-3	53A- 1
0713792-7	53A- 1
0713793-1	53A- 4
0713793-1	53C- 2
0713794-1	53A- 6
0713796-1	55A- 4
0713796-2	53A-63
0713797-1	53A-62
0713798-1	53A-61
0713799-1	53A-60
0713800-5	53C- 5
0713801-1	53C-93

PART NUMBER	FIGURE AND INDEX NO.
0713801-2	53C-97
0713801-2	53E-89
0713804-1	17 -70
0713804-2	17 -71
0713805-1	17 -72
0713809-1	53C-83
0713809-1	53E-99B
0713809-1	53G-92
0713809-1	53N-13
0713809-1	53Q-15
0713809-2	53J-13
0713809-2	53L-13
0713811-1	75 -29
0713811-2	75 -29
0713811-3	75 -29
0713813-1	57A-12
0713815-1	53A- 5
0713816-2	53A-24
0713816-2	53C-29
0713817-1	57A-16
0713817-4	57B-17
0713819-1	57A-15
0713820-1	53A- 8
0713820-1	53C- 7
0713822-1	27A- 6
0713823-1	53A-24
0713823-1	53C-29
0713840-1	53A-67
0713846-1	17 -44A
0713847-1	17 -44B
0713847-11	17A-46
0713847-12	45A- 7A
0713847-4	45A- 7A
0713854-1	53J-97
0713854-1	53L-97A
0713854-1	53N-97A
0713854-1	53Q-98C
0713854-2	53J-97
0713854-2	53L-97A
0713854-2	53N-97A
0713854-2	53Q-98C
0713854-3	53J-97
0713854-4	53L-97A
0713854-4	53N-97A
0713854-4	53Q-98C
0713856-2	53C-90
0713856-2	53E-99A
0713856-2	53G-91
0713856-6	53J-24
0713859-1	17 -72
0713859-6	17 -72
0713860-1	55A- 5
0713861-1	53C-76
0713861-1	53E-70
0713861-2	53C-77
0713861-2	53E-70
0713863-2	53C-75
0713863-4	53C- 5
0713863-6	53C-74
0713864-1	53C-85
0713864-1	53E-83
0713864-1	53G-78
0713864-1	53J-14
0713864-1	53L-14
0713864-1	53N-14
0713864-1	53Q-16
0713865-1	53C- 1
0713865-18	53C- 1
0713865-6	53C- 1
0713866-1	53C- 4
0713866-10	53K- 5
0713866-10	53M- 5
0713866-6	53E- 6
0713866-6	53G- 7

PART NUMBER	FIGURE AND INDEX NO.
0713866-6	□ 53J-39
0713866-6	□ 53L-40
0713866-9	□ 53F- 5
0713866-9	□ 53H- 5
0713866-9	□ 53K- 5
0713866-9	□ 53M- 5
0713874-3	53C-98
0713874-4	53C-99
0713874-6	53C-68
0713881-1	55A- 2
0713881-12	55A- 2
0713881-14	55A- 2
0713881-2	55A- 2
0713881-9	55A- 2
0713883-1	55A- 5
0713931-7	53L-29
0713934-1	□ 53G-62
0713934-1	□ 53J-52
0713935-1	17A-44
0713935-2	17A-44
0713937-3	53N-18
0713938-2	53J-31
0713938-2	53L-31
0713938-3	53N-32
0713939-3	53N-15
0713940-200	17A-42
0713940-200	53J- 1
0713940-201	17A-42
0713940-201	53L- 1
0713940-3	17A-42
0713940-3	53N- 1
0713941-1	53J-30
0713941-3	53J-30
0713941-5	53L-29
0713941-5	53N-30
0713941-5	53Q-35
0713943-1	17A-72
0713944-1	17A-73
0713944-1	76A- 6A
0713945-11	56 -60
0713945-3	56 -60
0713946-1	56 -38
0713951-3	23A-23
0713951-4	23A-23
0713952-1	17 -65
0713952-1	17A-66
0713952-1	70 -32
0713954-1	53L-44
0713954-1	53N-47
0713955-1	53L-46
0713955-1	53N-49
0713955-1	53Q-55
0713955-2	53L-47
0713955-2	53N-50
0713955-2	53Q-56
0713955-3	55A- 8A
0713959-1	71A-31C
0713960-1	74A-11A
0714002-1	45B- 6
0714002-2	45B- 6
0714002-3	45B- 6
0714002-4	45B- 6
0714003-1	45B- 7
0714004-1	# 51E-
0714004-2	# 51E-
0714004-200	51E- 1
0714004-201	51E-11
0714004-3	# 49B-
0714004-4	51E-17
0714004-5	51E- 7
0714004-6	# 49B-16
0714004-7	# 49B-10
0714006-1	□ 46 -12
0714006-2	□ 46 -12

PART NUMBER	FIGURE AND INDEX NO.
0714008-1	# 51F-
0714008-10	49C-11
0714008-10	51F- 7A
0714008-2	# 51F-
0714008-3	# 49C-
0714008-4	# 51F-15
0714008-5	# 51F- 7
0714008-6	# 49C-16
0714008-7	# 49C-10
0714009-2	# 52B-
0714009-3	# 52B-24
0714009-4	# 52B-24
0714009-5	# 52B- 8
0714009-6	# 52B- 8
0714009-7	# 52B-33
0714009-8	# 52B-34
0714010-1	□ 51F-19
0714010-2	□ 51F-19
0715004-1	□ 52A-40
0715004-2	□ 52A-41
0715007-1	□ 47B- 5
0715007-1	□ 94 - 2
0715007-3	□ 47B- 6
0715007-4	□ 94 - 2
0715007-5	□ 47B- 5
0715008-3	□ 46 - 7
0715008-4	□ 46 - 7
0715008-7	□ 46 - 7
0715008-8	□ 46 - 7
0715009-1	□ 45A-15A
0715009-2	□ 45A-16
0715009-5	□ 45A-15A
0715009-6	□ 45A-16
0715010-1	□ 45A-24
0715010-2	□ 45B-18
0715011-1	# 47B- 1
0715011-2	# 47B- 2
0715011-3	# 46 - 1A
0715011-4	# 46 - 1A
0715011-5	# 47B-10
0715011-6	# 47B-11
0715013-1	# 47B- 1
0715013-2	# 47B- 2
0715013-3	# 46 - 1A
0715013-4	# 46 - 1A
0715013-5	# 47B-10
0715013-6	# 47B-11
0715016-1	□ 52A-40
0715016-1	□ 52B-37
0715016-2	□ 52A-41
0715016-2	□ 52B-38
0715017-1	□ 52B-10
0715017-1	□ 52A- 7
0715021-1	# 47C- 1
0715021-2	# 47C- 2
0715021-3	# 46 - 1A
0715021-4	# 46 - 1A
0715021-5	# 47C-12
0715021-6	# 47C-13
0715022-1	□ 47C- 5
0715022-10	□ 45B-11
0715022-12	□ 47C- 8
0715022-13	□ 47C- 7
0715022-2	□ 47C- 6
0715022-3	□ 47C- 7
0715022-4	□ 47C- 8
0715022-7	□ 45B-10
0715022-8	□ 45B-10
0715022-9	□ 45B-11
0715023-1	□ 47C-21
0715023-1	□ 47D-26
0715023-13	□ 47C-18
0715023-3	□ 47C-19
0715023-3	□ 47D-25

PART NUMBER	FIGURE AND INDEX NO.
0715023-4	□ 47C-20
0715023-4	□ 47D-24
0715023-5	□ 45B-15
0715023-8	□ 45B-16
0715024-1	47D-10
0715024-2	47D-11
0715027-1	# 47C- 1
0715027-2	# 47C- 2
0715027-3	# 46 - 1A
0715027-4	# 46 - 1A
0715027-5	# 47C-12
0715027-6	# 47C-13
0715028-1	# 47D- 1
0715028-2	# 47D- 2
0715028-3	# 46 - 9
0715028-4	# 46 - 9
0715028-5	□ 47D-19
0715028-6	□ 47D-20
0715031-1	□ 46 -11
0715032-1	□ 47D-13
0715032-10	□ 45B-11
0715032-2	□ 47D-14
0715032-3	□ 47D-15
0715032-4	□ 47D-16
0715032-5	□ 46 -13
0715032-6	□ 46 -13
0715032-7	□ 45B-10
0715032-8	□ 45B-10
0715032-9	□ 45B-11
0716125-2	8 -10
0716127-1	8 -12
0716127-1	82 - 1
0716127-1	82A- 1
0716136-1	84A-20
0716607-1	82 -27
0716607-1	82A-30
0716607-3	82A-30
0716611-1	82 -25
0716611-1	82A-28
0716612-201	82 -32
0716612-201	82A-38
0716613-1	82 -21
0716613-1	82A-24
0716613-200	82 -23
0716613-200	82A-26
0716614-3	8 -44
0716614-4	8 -44
0716614-6	8 -44
0716615-1	2 -15A
0716615-1	2A- 8
0716615-1	82A-33
0716615-2	2 -15B
0716615-2	2A- 9
0716615-2	82A-33
0716616-1	82A- 6
0716617-1	82A-10
0716617-2	82A-11
0716622-1	82A- 7
0716623-2	82A-39A
0716624-1	82A-39D
0717009-1	41 -22
0717009-1	42 -21
0717010-11	41 -15
0717010-12	42 -12
0717010-16	42 -29
0717010-16	42A-38
0717010-18	42 -29
0717010-21	41 -16
0717010-23	41 -25A
0717010-23	41A-36
0717010-24	42 -15A
0717010-24	42A-19
0717010-27	42 -30
0717010-27	42A-39

PART NUMBER	FIGURE AND INDEX NO.
0717010-28	41A-19
0720005-1	4 -40
0720005-1	4A-41
0720005-1	4B-40
0720600-200	8 -32
0720601-11	5 - 1
0720601-12	5 - 1
0720601-14	5 -18
0720601-14	5A-28
0720601-15	5 -29
0720601-15	5A-41
0720601-16	5 -30
0720601-16	5A-42
0720601-17	7 - 2
0720601-17	7 - 2
0720601-18	7 - 7
0720601-19	7 - 1
0720601-20	7 -13
0720601-201	4 -
0720601-202	4 -
0720601-203	4 -
0720601-204	4 -
0720601-205	5 -15
0720601-205	5A-27
0720601-207	4 -
0720601-208	4 -
0720601-209	4 -
0720601-21	7 -11
0720601-21	7A- 9
0720601-210	4 -
0720601-211	4 -
0720601-212	4 -
0720601-213	4 -
0720601-214	4 -
0720601-22	7 - 6
0720601-23	7 - 6
0720601-24	7 -14
0720601-25	7 -12
0720601-25	7A-10
0720601-26	7 -12
0720601-29	5 -
0720601-3	5 -
0720601-30	5 -
0720601-31	7 - 6
0720601-32	7 - 6
0720601-4	5 -
0720601-5	5 -14
0720601-5	5A-26
0720601-57	5 - 1
0720601-57	5A- 1
0720601-58	5 - 1
0720601-58	5A- 1
0720601-59	5 -
0720601-6	5 -14
0720601-6	5A-26
0720601-60	5 -
0720601-61	5 -
0720601-62	5 -
0720601-64	7A-10
0720601-64	7 -12
0720601-67	7 - 6
0720601-68	7 - 6
0720601-71	7 - 6
0720601-72	7 - 6
0720601-91	7 - 6
0720601-93	7 - 6
0720602-1	5 -22
0720602-1	5A-34
0720603-1	5 - 2
0720603-1	5A- 2
0720603-2	5 - 2
0720603-2	5A- 2
0720604-1	5 -12
0720604-1	5A-22

PART NUMBER	FIGURE AND INDEX NO.
0720606-1	4 -35
0720606-10	4 -38
0720606-10	4A-39
0720606-10	4B-36
0720606-12	4 -36
0720606-2	4 -36
0720606-3	4 -37
0720606-3	4A-38
0720606-3	4B-35
0720606-4	4 -38
0720606-5	4A-36
0720606-5	4B-35
0720606-8	4A-37
0720606-8	4B-36
0720607-1	4 -23
0720607-1	4A-22
0720607-2	4 -24
0720607-2	4A-23
0720607-3	5 -26
0720607-3	5A-38
0720607-4	5 -31
0720607-4	5A-43
0720608-15	4 -25
0720608-15	4A-24
0720608-2	5 -32
0720608-2	5A-44
0720608-2	5A-44
0720608-3	5 -25
0720608-3	5A-37
0720608-7	4 -25
0720609-1	5 -23
0720609-1	5A-35
0720610-1	5 -27
0720610-1	5A-39
0720610-2	5 -28
0720610-2	5A-40
0720611-2	5A-12
0720611-4	5 - 9
0720611-4	5 - 9
0720611-4	5A-15
0720611-4	5A-17
0720611-5	5 -10
0720611-5	5A-17
0720611-7	5A-20
0720612-1	7 - 9
0720612-1	7A- 7
0720612-2	7 - 5
0720612-2	7A- 4
0720613-1	3 -58
0720613-2	3 -58
0720614-1	3 -56
0720614-2	3 -56
0720615-1	3 -52
0720615-2	3 -52
0720615-7	69 -31
0720615-8	69 -31
0720616-1	4 -44
0720617-5	4 -10
0720617-5	4A- 9
0720617-5	4B- 9
0720618-1	3 -52
0720618-2	3 -52
0721100-23	4 - 6
0721100-23	4A- 5
0721100-24	4 - 6
0721100-24	4A- 5
0721100-6	4 - 8
0721100-6	4 -16
0721100-6	4A- 7
0721100-6	4A-15
0721100-6	4B- 7
0721100-6	4B-15
0721100-7	4 - 9
0721100-7	4 -15

PART NUMBER	FIGURE AND INDEX NO.	PART NUMBER	FIGURE AND INDEX NO.	PART NUMBER	FIGURE AND INDEX NO.
0721100-7	4A- 8	0721400-23	6 -16	0722180-8	5B-16
0721100-7	4A-14	0721400-24	6 -16	0722180-9	5B-
0721100-7	4B- 8	0721400-25	6 -	0722182-1	4B-
0721100-7	4B-14	0721400-26	6 -	0722182-13	7A- 1
0721105-10	81 -22	0721400-27	6 -16	0722182-14	7A- 5
0721105-13	81 -24	0721400-28	6 -16	0722182-15	7A- 5
0721105-14	81 -22	0721400-29	6 -	0722182-16	7A- 1
0721105-15	81 -22	0721400-3	6 - 1	0722182-17	7A- 5
0721105-3	81 -25	0721400-3	6A- 1	0722182-17	7A- 5
0721105-4	81 -26	0721400-30	6 -	0722182-19	7A-11
0721105-5	81 -28	0721400-31	6 -18	0722182-2	4B-
0721105-7	81 -24	0721400-31	6A-20	0722182-3	4B-
0721105-8	81 -27	0721400-32	6A- 3	0722182-4	4B-
0721107-1	3 -31	0721400-32	6 - 3	0722183-1	5B- 2
0721107-1	4B-25	0721400-33	6A-19	0722183-2	5B- 2
0721107-2	3 -31	0721400-33	6 -17	0722184-1	5B-10
0721107-2	4B-25	0721400-34	6 - 3	0722185-1	5B-11
0721111-21	4 -11	0721400-35	6 - 4	0722185-2	5B-12
0721111-21	4A-10	0721400-35	6A- 5	0722186-1	5B-13
0721111-21	4B-10	0721400-36	6 -	0722187-1	4B-46
0721111-23	4 -13	0721400-37	6 -	0722187-2	4B-46
0721111-23	4A-12	0721400-38	6 -	0722188-1	5B-20
0721111-23	4B-12	0721400-39	6 -	0722188-2	5B-21
0721111-24	4 -13	0721400-4	6 - 1	0722189-1	5B-22
0721111-24	4A-12	0721400-4	6A- 1	0722189-2	5B-23
0721111-24	4B-12	0721401-11	6A-	0722190-1	5B-24
0721111-25	4 -11	0721401-12	6A-	0722190-2	5B-25
0721111-25	4A-10	0721401-13	6A-12	0722191-1	5B-26
0721111-25	4B-10	0721401-14	6A-12	0722191-2	5B-27
0721111-26	4 -43	0721401-15	6A-17	0722192-1	5B-28
0721111-26	4A-44	0721401-16	6A-17	0722192-2	5B-29
0721111-28	4 -41	0721401-5	6A-18	0722193-1	5B-30
0721111-3	4 -43	0721401-6	6A-18	0722193-2	5B-31
0721111-3	4A-44	0721402-1	6 -10	0722194-1	4B-17
0721111-3	4B-44	0721402-1	6A-11	0722194-2	4B-17
0721111-33	4A-44	0721402-2	6 -10	0722195-1	4A-18
0721111-33	4B-44	0721402-2	6A-11	0722195-1	4B-18
0721111-4	4 -43	0721402-3	6 - 9	0722196-1	4A-20
0721111-5	4 -41	0721402-3	6A-10	0722196-1	4B-20
0721112-1	4 -36	0721402-4	6 - 9	0722196-2	4A-20
0721112-3	4 -35	0721402-4	6A-10	0722196-2	4B-20
0721114-1	81 -21	0722012-11	4A-42	0722197-1	4B-21
0721114-2	5B-15	0722012-11	4B-41	0722197-2	4B-21
0721115-1	5B-16	0722012-12	4A-42	0722197-3	4A-21
0721115-1	81 -20	0722012-16	4A-42	0722197-4	4A-21
0721117-1	4A-37	0722012-16	4B-41	0722198-1	4 -23
0721117-1	4B-36	0722014-1	7 -16	0722198-1	4A-22
0721117-3	4A-36	0722014-1	7A-14	0722198-1	4B-22
0721117-3	4B-35	0722014-2	7 -16	0722199-1	4 -24
0721182-200	4A-	0722014-21	7A-14	0722199-1	4A-23
0721182-201	4A-	0722015-55	7 -18	0722199-1	4B-23
0721182-202	4A-	0722015-60	7A-16	0722200-1	4B-24
0721182-203	4A-	0722015-61	7A-16	0722200-2	4B-24
0721182-204	4A-	0722015-68	7 -18	0722201-1	4 -17
0721182-205	4A-	0722016-1	4A-20	0722201-1	4A-16
0721182-206	4A-	0722016-1	4B-20	0722201-1	4B-16
0721182-207	4A-	0722016-2	4A-20	0722202-1	5B- 7
0721182-5	5A-	0722016-2	4B-20	0723200-10	3 -31
0721182-6	5A-	0722017-1	4B- 5	0723200-11	3 -31
0721182-7	5A-	0722017-2	4B- 5	0723200-12	3 -31
0721182-8	5A-	0722100-1	5 -16	0723200-5	3 -31
0721201-51	7 -16	0722100-1	5A-30	0723200-6	3 -31
0721201-64	7 -16	0722100-3	3 -28	0723200-9	3 -31
0721306-1	8 -39	0722100-4	3 -27	0723201-1	3 -49
0721400-13	6 - 7	0722180-1	5B-	0723201-2	3 -49
0721400-13	6A- 8	0722180-10	5B-	0723201-3	3 -49
0721400-14	6 - 7	0722180-13	5B- 1	0723201-4	3 -49
0721400-14	6A- 8	0722180-14	5B- 1	0723600-6	11 - 9
0721400-17	6 - 8	0722180-19	5B- 1	0723601-2	11 -14
0721400-17	6A- 9	0722180-2	5B-	0723604-1	11 -10
0721400-18	6 - 8	0722180-20	5B- 1	0723605-3	11 -18
0721400-18	6A- 9	0722180-23	5B-17	0723605-4	11 -18
0721400-19	6 -15	0722180-24	5B-18	0723605-6	3 -15
0721400-20	6 -15	0722180-7	5B-16	0723605-6	11 -23

PART NUMBER	FIGURE AND INDEX NO.
0723605-7	3 -14
0723605-7	11 -22
0723605-8	3 -15
0723605-8	11 -23
0723605-9	3 -14
0723605-9	11 -22
0723610-5	11 - 1
0723610-6	11 - 1
0723612-3	11 -19
0723612-4	11 -19
0723614-1	11 - 8
0723615-200	3 -30
0723627-1	4 -31
0723627-1	4A-30
0724106-1	76B-35
0724107-1	76B-43
0724108-1	4 -21
0724108-1	4 -22
0724108-1	4A-20
0724108-1	4A-21
0724108-1	4B-21
0724108-1	76B-42
0724108-2	76B-42
0724115-1	9 -21
0724115-1	9 -21
0724115-3	9 -21
0724115-4	9 -21
0726001-17	8 - 1
0726001-18	8 - 1
0726001-3	8 - 3
0726001-7	8 -29
0726002-1	8 -25
0726002-1	8 -25
0726110-1	8 -26
0726603-14	8 - 7
0726603-16	8 - 8
0731601-1	12 -14
0731602-1	12 -12
0731602-1	12A-18
0731602-1	12B-18
0731602-2	12 -13
0731602-2	12A-19
0731602-2	12B-19
0731603-1	12 -11
0731604-3	12 -39
0731604-4	12 -40
0731604-5	12 -28
0731604-5	12A-30
0731604-6	12 -29
0731604-6	12A-31
0731605-1	12 -46
0731606-1-791	12 -42
0731606-1-791	12A-39
0731606-3	92A-10
0731606-3-791	12 -44
0731606-3-791	12A-40
0731606-6-791	13 -31A
0731606-8	92A-13
0731607-1	92A- 9
0732100-10	15 -11
0732100-10	15A-31
0732100-11	15 -10
0732100-3	15 -12
0732100-4	15 - 9
0732100-4	15A-30
0732100-6	14 -37
0732100-6	14A-11
0732100-7	14 -38
0732100-7	14A-12
0732100-8	14 -39
0732101-4	14A-10
0732103-1	14 -26
0732103-2	14 -26
0732106	14 -27

PART NUMBER	FIGURE AND INDEX NO.
0732106	14A-33
0732106-1	14 -27
0732106-1	14A-32
0732600-1	14 -
0732600-2	14 - 9
0732600-3	14 - 6
0732600-3	14A-42
0732600-8	14 - 7
0732600-9	14 - 8
0732601-3	14A-48
0732602-1	14 -33B
0732602-2	14 -34
0732603-1	14 -35
0732603-2	14A- 9
0732604-1	14 -36
0732605-1	14 -12
0732606-1	14 -14
0732607-1	14 -13
0732608-1	14 -11
0732609-1	14 -12
0732610-1	14 -24
0732610-2	14 -23
0732610-3	14 -22
0732610-4	14 -21
0732610-5	14 -20
0732610-5	14A-17
0732610-6	14A-18
0732611-1	14 -15
0732611-1	14A-23
0732611-2	14 -16
0732611-2	14A-24
0732611-3	14 -17
0732611-3	14A-25
0732611-4	14 -18
0732611-4	14A-26
0732611-6	14 -19
0732611-6	14A-27
0732612-1	14 -28
0732612-2	14 -28
0732613-1	14 -10
0732614-1	14 -43
0732614-1	14A-56
0732614-2	14 -43
0732614-2	14A-57
0732615-1	14 -41
0732615-1	14A-53
0732615-2	14 -41
0732615-2	14A-54
0732615-5	14A-53
0732615-6	14A-54
0732617-1	14 -33B
0732618-1	14 -33A
0733101-2	15 -14A
0733101-3	15 -14
0733103	13 -18
0733103-1	13 -18
0733104-2	13 -12
0734102-2	15A- 6
0734102-7	15A-11
0734102-8	15A-12
0734110-1	15 - 7
0734110-1	15A- 5
0734110-2	15 - 8
0734110-2	15A- 5
0734110-3	15A- 9
0734110-4	15A-10
0734110-5	15A- 7
0734110-6	15A- 8
0734110-7	15A-13
0734600-1	15 -
0734600-10	15 -37
0734600-11	15 -48
0734600-12	15 -49
0734600-13	15 -50

PART NUMBER	FIGURE AND INDEX NO.
0734600-14	15 -28
0734600-15	15 -26
0734600-17	15 -33
0734600-17	15A-46
0734600-18	15 -34
0734600-20	15 -24A
0734600-200	15 -
0734600-201	15 -
0734600-21	15 -
0734600-24	15 -
0734600-25	15 -45
0734600-27	15 -
0734600-28	15 -29
0734600-29	15 -29
0734600-3	15 -32
0734600-4	15 -25
0734600-5	15 -24
0734600-7	15 -29
0734600-8	15 -31
0734600-8	15A-44
0734600-9	15 -27
0734601-1	15 - 4
0734601-2	15 - 5
0734601-3	15 - 6
0734602-1	15 -17
0734602-2	15 -21
0734602-2	15A-14
0734602-3	15 -19
0734602-3	15A-16
0734602-4	15 -18
0734602-4	15A-18
0734602-5	15 -22
0734602-5	15A-15
0734602-6	15 -20
0734602-6	15A-17
0734602-7	15 -17
0734602-8	15 -17
0734603-1	15 -51
0734603-1	15A-40
0734604-1	15 -13
0734604-2	15 -13
0734604-3	15 -13
0734605-1	15 -23
0734605-1	15A-26
0734606-1	15 -35
0734607-1	15 -36
0734607-2	15 -46
0734608-1	15 -30
0734609-1	15 -30
0734609-10	15 -30
0734609-9	15 -30
0734610-2	15 -14
0734610-3	15 -14A
0741015-1	39 -10
0741015-1	39A-10
0741016-1	39 - 8
0741016-1	39A- 8
0741046-11	39 -61
0741046-14	39 -62
0741046-15	39 -61
0741046-200	39 -55
0741046-201	39 -55
0741046-202	39 -55
0741046-203	39 -55
0741046-7	39 -66
0741046-7	39A-55
0741046-7	39B-58
0741046-8	39 -67
0741046-8	39A-55
0741046-8	39B-58
0741047-2	39 -70
0741047-2	39A-50
0741047-2	39B-53
0741048-1	39 -22

PART NUMBER	FIGURE AND INDEX NO.
0741048-2	39 -72
0741048-7	39 -72
0741048-7	39A-61
0741048-7	39B-72
0741048-8	39 -22
0741048-8	39A-21
0741048-8	39B-30
0741601-1	39 - 1
0741601-1	39A- 1
0741601-2	39 - 1
0741601-2	39A- 1
0741602-1	26 - 7
0741602-2	26 - 8
0741603-1	26 - 1
0741603-2	26 - 2
0741604-1	39 - 2
0741604-1	39A- 2
0741605-1	39 - 7
0741605-1	39A- 7
0741605-2	39 - 7
0741605-2	39A- 7
0741610-11	39 -41
0741610-12	39 -43
0741610-13	39 -39
0741610-5	39 -34
0741610-6	39 -34
0741611-1	39 -32
0741611-1	39A-29
0741611-2	39 -32
0741611-2	39A-29
0741612-1	39 -31
0741612-1	39A-28
0741613-1	39 -42
0741613-2	39 -43
0741614-1	39 -48
0741614-2	39 -48
0741615-10	39 -34
0741615-10	39A-31
0741615-3	39 -34
0741615-4	39 -34
0741615-9	39 -34
0741615-9	39A-31
0741616-1	39 -54
0741616-1	39A-44
0741618-1	39 -43
0741618-1	39A-37
0741618-2	39 -43
0741618-2	39A-37
0741619-1	39 -49
0741619-1	39A-41
0741622-1	39B-46
0741622-2	39B-46
0741623-1	39B- 9
0741623-4	39B-14
0741624-1	39B-44
0741624-10	39B-44
0741624-11	39B-44
0741624-2	39B-44
0741624-6	39B-44
0741624-7	39B-44
0741626-1	26A- 4
0741626-2	26A- 5
0741627-1	26A- 1
0741627-2	26A- 2
0741629-1	39B- 4
0741629-2	39B- 4
0741630-1	39B- 1
0741630-2	39B- 1
0741632-1	39B- 6
0741633-1	39B- 7
0741634-1	39B-64
0741634-2	39B-64
0741634-5	39B-68
0741634-8	39B-64

PART NUMBER	FIGURE AND INDEX NO.
0741634-9	39B-64
0741635-1	39B-40
0741635-2	39B-40
0742410-14	33 -26
0742410-15	33 -22
0742410-27	33 -22
0742410-8	33 -25
0743001-2	36 -
0743001-4	37 -
0743009-1	33 -20
0743009-1	33A-22
0743009-1	35A-11
0743600-200	35 -
0743600-200	33 - 1
0743600-201	35A- 2
0743600-202	35A-
0743600-4	35 - 2
0743601-1	35 -27
0743601-1	35A-30
0743602-1	34 - 1
0743603-1	38 - 5
0743603-8	38 - 5
0743604-1	33 - 7
0743604-1	33A- 7
0743604-4	33 - 7
0743604-4	33A- 7A
0743604-6	33 - 7
0743605-1	35 -29
0743605-1	35A-32
0743606-1	17 -15
0743606-2	17 -15
0743606-2	17A-15
0743607-1	35 - 1
0743607-1	35A- 1
0743608-1	34 -13
0743608-2	34 -14
0743609-10	33 -32
0743609-201	33 -17
0743609-202	33 -25
0743609-5	33 -32
0743609-6	33 -27
0743609-8	33 -17
0743610-1	34 - 4
0743612-1	35 - 9
0743612-1	35A- 4
0743613-1	35 -11
0743613-1	35A- 3
0743616-1	38 -10
0743616-2	2 -37
0743616-2	38A-15
0743618-2	33A-17
0743618-4	33A-27
0743619-1	33A-26
0743621-200	33 - 1
0743621-200	35 -
0743621-201	35A- 2
0743621-202	35A-
0743621-4	35 - 2
0743621-9	35 -14
0743621-9	35A-17
0743622-1	38B-12
0743623-1	38B- 6
0743623-3	38B- 8
0743623-4	38B- 9
0743623-6	38B- 7
0743624-1	38B-
0743625-11	33 -27A
0743625-14	33 -17A
0743625-15	33 -33A
0743625-7	33 -33
0743625-9	33 -26A
0743626-5	35 -11
0743626-5	35A- 3
0743627-1	33 -34

PART NUMBER	FIGURE AND INDEX NO.
0743627-2	33 -34
0743627-3	33 -34
0743627-4	33 -34
0743628-1	33 - 8A
075000-1	74A-27
0750025-1	88 -51
0750025-1	88A-58
0750025-1	88B-53
0750032-1	82A-42
0750035-1	86 -17
0750036-1	87 - 3
0750036-1	87 -11
0750038-3	63A-41
0750038-4	63 -65
0750038-4	63A-40
0750101-61	64 -
0750101-66	64A-
0750103-1	87 - 2
0750111-19	63 -23
0750111-8	66 -20
0750113-1	63 -26
0750117-21	66 -23
0750117-31	66 -45
0750121	63 -43
0750125-1	85 - 1
0750125-10	85 -15
0750125-11	85 -14
0750125-2	85 - 2
0750125-3	85 - 3
0750125-4	85 - 6
0750125-5	85 - 9
0750125-6	85 -10
0750125-7	85 -11
0750125-8	85 -12
0750125-9	85 -13
0750126-4	63 -28
0750128-100	66 -11
0750128-102	66 - 4
0750128-108	66 -25
0750128-11	66 -14
0750128-11	66 -29
0750128-110	66 -25
0750128-13	66 -10
0750128-14	66 -30
0750128-15	66 -31
0750128-16	66 -22
0750128-17	66 -15
0750128-21	66 -21
0750128-37	66 - 3
0750128-42	66 - 4
0750128-44	66 -11
0750128-50	66 -11
0750128-53	66 -25
0750128-68	66 -25
0750128-73	66 - 7
0750128-74	66 - 6
0750128-76	66 - 1
0750128-82	66 -10B
0750128-93	66 - 7
0750128-94	66 - 6
0750130-3	65 -10
0750130-31	65 -13
0750130-4	65 -11
0750130-42	65 - 7
0750130-48	65 - 9
0750130-5	65 -12
0750130-51	65 - 3
0750130-53	65 - 1
0750130-54	65 - 2
0750130-59	65 - 1
0750130-6	65 - 6
0750130-60	65 - 2
0750130-61	65 - 3
0750131-1	63 -20

PART NUMBER	FIGURE AND INDEX NO.
0750132-1	63 - 3
0750132-2	63 - 4
0750133-21	63 -22
0750133-22	63 -30
0750133-7	63 -21
0750133-8	63 -22
0750133-9	63 -25
0750135-1	66 -34
0750135-1	66 -37
0750135-10	66 -41
0750135-11	66 -41
0750135-3	66 -40
0750135-3	66 -41
0750135-4	66 -43
0750135-8	66 -42
0750137	63 - 2
0750138	62 -22
0750139	62 -42
0750140-5	63A-25
0750140-6	63 -44
0750142-1	63 -34
0750142-1	63A-37
0750144-1	63 -18
0750144-20	63 -31
0750144-21	63 -18
0750144-6	63 -31
0750148-1	66 -50
0750148-1	66 -53
0750148-2	66 -50
0750148-3	66 -53
0750149-10	66 -57
0750149-2	66 -56
0750149-4	66 -59
0750149-7	66 -55
0750150-1	63 -41
0750152-1	66 -49
0750152-2	63 -51
0750152-3	63 -82
0750152-3	66 -49
0750156-1	63 -27
0750157	63 -83
0750159-1	62 -41
0750161-200	65A-
0750161-22	65A- 3
0750161-24	65A- 2
0750161-25	65A- 8
0750161-28	65A- 5
0750161-31	65A- 1
0750161-36	65A- 7
0750161-40	65A- 6
0750161-49	65A-
0750161-50	65A-
0750161-51	65A- 1
0750161-57	65A-
0750161-58	65A- 6
0750161-63	65A-
0750161-64	65A- 1
0750184-1	66 - 1
0750184-2	66 - 3
0750187-1	66 -55
0750187-2	66 -59
0750187-3	66 -55
0750188-1	66 -57
0750188-4	66 -57
0750196-1	66 - 1
0750196-3	66 - 3
0750197-1	66 -55
0750198-1	66 -55
0750212-1	63 -83
0750213-1	90 -40
0750216-1	63A-32
0750216-1	90 -19
0750217-1	90 -34
0750220-1	90 -35

PART NUMBER	FIGURE AND INDEX NO
0750220-1	95 - 9
0750221-1	90 -41
0750223-1	62 -28
0750225-1	63 -67
0750225-2	63 -69
0750230-1	84A-30
0750233-1	62 -28
0750282-1	62 -43
0750283-1	63 -45
0750606-3	66 -10B
0750607-4	63 -66
0750607-5	63 -66
0750612-1	62 -28
0751600-1	63 - 8
0752000-117	61 -15
0752000-56	61 -12
0752000-64	61 - 4
0752000-64	61 - 4A
0752004-1	58 -11
0752004-6	58 -10
0752005-4	58 - 6
0752005-4	58A- 6
0752013-1	61 -45
0752013-1	61C-18
0752013-2	61 -46
0752013-2	61C-18
0752015-10	61 -21
0752015-10	61A-25
0752016-10	61 -39
0752016-10	61A-37
0752016-10	61B-41
0752016-10	61C-35
0752016-11	61 -39
0752016-11	61A-37
0752016-11	61B-41
0752016-11	61C-35
0752016-12	61 -39
0752016-12	61B-41
0752016-14	61B-41
0752016-14	61C-35
0752016-14	61A-37
0752016-7	61 -39
0752016-7	61A-37
0752016-7	61B-41
0752016-7	61C-35
0752016-8	61 -39
0752016-8	61A-37
0752019-10	61 -11
0752019-11	61 -10
0752021-1	61 -39
0752021-1	61A-37
0752021-1	61B-41
0752021-1	61C-35
0752023-1	61 -40
0752023-1	61 -42
0752023-1	61A-38
0752023-1	61A-40
0752023-1	61B-43
0752023-1	61B-43A
0752023-1	61C-36
0752023-1	61C-38
0752023-2	61 -41
0752023-2	61 -42A
0752023-2	61A-39
0752023-2	61A-40A
0752023-3	61A-39
0752023-3	61A-40A
0752023-4	61B-43B
0752023-4	61C-39
0752023-5	61B-42
0752023-5	61C-37
0752024-3	58 - 1
0752024-3	59 -
0752026-6	61C-35

PART NUMBER	FIGURE AND INDEX NO.
0752030-5	61 -10
0752030-6	61 -10
0752030-7	61 - 9
0752031-22	61 - 5
0752031-22	61A- 3
0752031-26	61 - 6
0752031-26	61A- 4
0752032-1	61 - 8
0752032-1	61A- 5
0752032-1	61B-22
0752032-1	61C-56
0752037-1	63 -54
0752038-1	63 -56
0752047-1	61C-35
0752048-1	61C-35
0752050-200	61B-48A
0752050-5	61B-48
0752050-6	61B-21
0752055-1	63 -65
0752056-1	61C-17
0752056-2	61C-52
0752058-1	61C-50
0752058-3	61C-49
0752058-4	61C-51
0752059-10	61C-55
0752059-9	61C-55
0752600-13	61 -32
0752600-13	61A-29
0752600-14	61 -32
0752600-14	61A-29
0752600-17	61 - 2
0752600-17	61A- 2
0752600-18	61 - 2
0752600-18	61A- 2
0752600-19	61 -31
0752600-20	61A-30
0752600-20	61 -31
0752600-20	61A-30
0752600-200	61 -20
0752600-201	61 -20
0752600-202	61A- 1
0752600-203	61A-20
0752600-21	61 -22
0752600-21	61 -22
0752600-21	61A-22
0752600-23	61 -30
0752600-23	61A-23
0752600-25	61 - 1
0752600-26	61 - 3
0752600-3	61 - 1
0752600-31	61 -22
0752600-31	61A-21
0752600-32	61 -30
0752600-33	61 -35
0752600-37	61A- 8
0752600-38	61A- 9
0752600-4	61 -35
0752600-42	61A-27
0752600-43	61A-34
0752600-44	61A-28
0752600-5	61 -30
0752600-6	61 -30
0752600-7	61 - 3
0752601-1	61 -43
0752602-1	61 -38
0752602-1	61A-36
0752602-13	61B-40
0752602-13	61C-34
0752603-1	61 -44
0752603-1	61A-44
0752604-1	61 -34
0752604-3	61 -33
0752604-4	61 -33
0752604-5	61 -34

PART NUMBER	FIGURE AND INDEX NO.	PART NUMBER	FIGURE AND INDEX NO.	PART NUMBER	FIGURE AND INDEX NO.
0752604-5	61A-33	0752609-9	61A-53	0752700-200	61B-23
0752604-5	61B-36	0752609-9	61B-56	0752700-201	61B-23
0752604-6	61 -33	0752610-1	61 -58	0752700-21	61B- 6
0752604-6	61A-32	0752610-1	61A-61	0752700-22	61B- 7
0752604-6	61B-35	0752610-1	61B-64	0752700-23	61B- 3
0752605-1	61 -16	0752610-1	90 -22	0752700-24	61B- 3
0752605-7	61 -17	0752611-1	90 -20	0752700-3	61B- 1
0752606-1	61 -23	0752612-1	61 -24	0752700-4	61B-31
0752606-1	61A-24	0752612-1	61A-26	0752700-5	61B-30
0752606-1	61B-28	0752612-1	61B-29	0752700-6	61B-32
0752606-1	61C-45	0752612-1	61C-46	0752700-7	61B-32
0752607-1	61 -36	0752612-2	61 -24	0752700-8	61B-25
0752608-1	61 -35	0752612-2	61A-26	0752700-8	61C-30
0752608-1	61A-31	0752612-2	61B-29	0752700-9	61B-26
0752608-2	61 -35	0752612-2	61C-46	0752700-9	61C-29
0752608-2	61A-31	0752614-1	58 -13	0752701-1	61B-18
0752609-10	61 -51	0752615-1	58 -33	0752706-18	61C-32
0752609-10	61A-54	0752615-2	58 -16	0752706-200	61C-20
0752609-10	61B-57	0752615-2	58 -31	0752706-21	61C-24
0752609-11	61 -52	0752617-1	58 -29	0752706-22	61C-25
0752609-11	61A-55	0752618-1	58 -27	0752706-29	61C-43
0752609-11	61B-58	0752619-3	58 -18	0752706-3	61C- 1
0752609-12	61 -53	0752619-3	60 -	0752706-30	61C-44
0752609-12	61A-56	0752620-1	58 -17	0752706-35	61C- 2
0752609-12	61B-59	0752620-1	58 -34	0752706-7	61C-21
0752609-13	61 -25	0752620-1	58A-11	0752706-8	61C-22
0752609-13	61A-45	0752621-1	58 -35	0752707-1	61C-33A
0752609-13	61B-44	0752623-1	61 -49	0753000-1	21A-10
0752609-13	61C-40	0752623-1	61A-52	0753000-13	21 - 9
0752609-14	61 -26	0752623-1	61B-55	0753000-13	21A-11
0752609-14	61A-46	0752623-1	61C-60	0753000-13	21B-27
0752609-14	61B-45	0752624-1	61 -19A	0753003-1	22 -25
0752609-14	61C-41	0752624-8	61A-15	0753004-1	21A-21
0752609-15	61 -27	0752624-8	61B- 8	0753004-1	21B-28
0752609-15	61A-47	0752625-200	61 -56	0753004-2	21A-21
0752609-15	61B-46	0752625-200	61A-59	0753004-2	21B-28
0752609-15	61C-42	0752625-200	61B-62	0753004-2	21B-28
0752609-16	61 -28	0752625-200	61C-67	0753010-1	70 - 2
0752609-16	61A-48	0752627-1	61B-20	0753011-1	70 - 1
0752609-16	61B-47	0752635-1	61A-10	0753027-1	17A-38
0752609-16	61C-43	0752635-1	61B-12	0753027-2	17A-39
0752609-19	61 -54	0752635-2	61A-10	0753028-1	17A-74
0752609-19	61A-57	0752635-2	61B-12	0753028-1	17A-74
0752609-19	61B-60	0752636-1	61A-35	0753029-1	21B-13
0752609-19	61 -57	0752636-1	61B-38	0753030-1	21B-14
0752609-2	61A-60	0752636-1	61B-38	0753030-2	21B-15
0752609-2	61 -55	0752637-1	58A- 5	0753030-3	21B-16
0752609-20	61A-58	0752637-11	58A- 3	0753030-6	21B-17
0752609-20	61B-61	0752637-5	58A- 3	0753030-7	21B-17
0752609-20	61C-66	0752639-1	61A-42	0753030-8	21B-18
0752609-20	61 -47	0752639-15	61A-43	0753030-8	21A-
0752609-200	61A-50	0752639-16	61A-43	0753100-200	21A-
0752609-200	61B-53	0752639-17	61A-13	0753102-1	21A-22
0752609-200	61 -48	0752639-18	61A-13	0753102-1	21B- 7
0752609-201	61A-51	0752639-2	61A-12	0753102-10	21B- 8
0752609-201	61B-54	0752641-1	68B- 1	0753102-11	21 -20
0752609-201	61C-58	0752641-2	68B- 2	0753102-11	21A-23
0752609-202	61C-59	0752641-7	68B-10	0753102-2	21A-23
0752609-203	61B-63	0752643-1	68B- 3	0753102-2	21B- 8
0752609-27	61C-68	0752644-1	61C-75	0753102-2	21 - 8
0752609-27	61C-62	0752644-2	61C-76	0753102-2	21B- 8
0752609-28	61C-63	0752644-5	61C-69	0753102-5	21 -19
0752609-29	61C-64	0752644-6	61C-70	0753102-6	21 -20
0752609-30	61C-65	0752645-1	61C-57	0753102-6	21 -20
0752609-31	61C-61	0752645-2	61C-57	0753102-9	21 -20
0752609-35	61 -55	0752646-1	61C-73	0753102-9	21A-23
0752609-5	61A-58	0752700-12	61B- 5	0753102-9	21B- 8
0752609-5	61B-61	0752700-13	61B- 5	0753103-1	21B-
0752609-5	61C-66	0752700-15	61B- 2	0753105-3	21B- 4
0752609-6	61 -55	0752700-16	61B-27	0753106-8	21B- 6
0752609-6	61A-58	0752700-16	61C-31	0753107-4	21B- 9
0752609-6	61B-61	0752700-17	61B- 33	0753107-7	21B-10
0752609-6	61C-66	0752700-18	61B-33	0753107-8	21B-11
0752609-6	61 -50	0752700-19	61B-37	0753108-3	21B- 5
0752609-9		0752700-20	61B-24	0753108-4	21B- 5
				0753600-11	21 - 2
				0753600-11	21A- 2
				0753600-11	21B- 2
				0753600-12	21 - 3

PART NUMBER	FIGURE AND INDEX NO.
0753600-12	21A- 3
0753600-12	21B- 3
0753600-13	21 -
0753600-14	21 -11
0753600-14	21A-13
0753600-14	21B-23
0753600-17	21A-14
0753600-18	21A-14
0753600-19	21A- 1
0753600-19	21B- 1
0753600-20	21 -13
0753600-20	21A-15
0753600-200	21A-
0753600-21	21 -22
0753600-3	21 - 1
0753600-4	21 -12
0753600-5	21 -12
0753600-7	21 - 5
0753600-7	21A- 5
0753601-1	17 -67
0753601-1	17A-68
0753601-16	17A-68
0753601-16	21B-36
0753602-1	21 -18
0753602-1	21A-20
0753602-1	21A-20
0753602-1	21B-22
0753603-1	21 -25
0753603-1	21A-26
0755002-1	63 -78
0755002-1	66 -50
0756005-1	84A-
0756005-2	84A-18
0756008-1	84A- 3
0756009-1	84A- 9
0756009-8	84A-10
0756010-1	84A-13
0756011-1	84A- 8
0756012-1	84A-16
0756014-1	84A-11
0756014-2	84A-15
0756015-1	84A- 5
0756018-2	86 -42
0756019-1	86 -45
0756020-1	86 -47
0756021-1	86 -43
0756022-1	86 -49
0756022-1	86 -53
0756022-2	86 -50
0760011-2	9 -18
0760014-1	20 -21
0760016-1	74C- 2
0760017-2	74C- 4
0760018-1	74C- 7
0760019-1	74C- 1
0760019-3	74C- 1
0760021-1	74C-21
0760022-1	74C- 8
0760101-3	74A-17D
0760102-2	74A- 1
0760102-3	74A- 1
0760103-1	74A-18
0760104-1	74A-27
0760104-1	74A-27
0760104-2	74A-27
0760104-2	74A-27
0760104-2	74A-28B
0760105-1	17 -60
0760105-2	17 -60
0760105-5	17A-62
0760105-6	17A-62
0760106-1	74A-51
0760106-1	77 -34A

PART NUMBER	FIGURE AND INDEX NO.
0760107-1	74A-53
0760107-2	74A-53
0760118-4	74A-15
0760121-1	74A-27
0760121-1	74A-28B
0760126-1	76B-40C
0760127-1	76B-40G
0760128-1	80 -30
0760129-1	31 -27B
0760129-1	31A-30
0760130-1	77 -51
0760133-1	78 -25
0760602-1	18 -21
0760602-2	18 -21
0760604-1	72 -32
0760604-2	72 -33
0760605-1	72 -34
0760606-1	56 -34
0760607-1	76A-26
0760607-3	4 - 5
0760607-3	4B-47
0760607-3	5A-25
0760607-4	4 - 5
0760607-4	4B-47
0760607-4	5A-25
0760609-1	76 -37A
0760609-1	76A-37
0760610-1	76A-25
0760610-2	76 -33
0760610-2	76A-32
0760610-3	76 -27
0760610-4	78 -32
0760611-1	9 - 1
0760611-1	76 -38
0760611-2	9 - 1
0760611-2	76 -38
0760612-1	79 -30
0760612-7	79 -29
0760613-1	79 -47
0760614-1	79 -54
0760615-1	76 -50
0760615-1	76A-50
0760615-1	79 - 9
0760616-1	76 -50
0760616-1	76A-50
0760616-1	79 - 9
0760617-1	4 -44
0760617-1	4A-45
0760617-1	4B-45
0760618-1	4 -37
0760618-1	4A-38
0760618-1	4B-37
0760618-2	4 -38
0760618-2	4A-39
0760618-2	4B-38
0760619-1	79 -46
0760620-1	79 -53
0760621-1	31 -17
0760621-1	31A-17
0760621-2	31 -18
0760621-2	31A-18
0760622-1	34 - 6
0760630-1	34 -12
0760632-1	53 -22
0760632-1	53A-30
0760632-1	79 -58
0760633-1	74 -34
0760633-1	74 -49
0760633-1	74A-29
0760634-1	74 -70
0760634-1	74 -71
0760635-2	74 -64
0760636-1	74 -78
0760640-1	74 -53

PART NUMBER	FIGURE AND INDEX NO.
0760640-6	74 -53
0760641-1	74 -41
0760642-1	74 -68
0760642-2	74 -67
0760642-2	74A-14
0760643-1	74 -58
0760644-1	74 -57
0760644-1	74A- 3
0760646-2	74 -54
0760646-2	74A- 2
0760648-1	74 -38
0760649-1	74 -29
0760649-2	74A-52
0760651-2	74A-28B
0760651-2	74 -47
0760654-1	74 -16
0760654-1	74A-38
0760655-1	74 -17
0760655-1	74A-39
0760657-5	79A-
0760658-1	15 -53
0760658-1	78 -25
0760660-1	34 -10A
0760663-1	74 - 1
0760664-1	74 - 3
0760667-1	80 -26
0760667-2	80 -26
0760668-1	74 - 8
0760668-1	76 -13
0760668-2	74 -10
0760668-2	76 -14
0760668-3	74 - 9
0760668-3	76 -15
0760668-4	74 -11
0760668-4	76 -16
0760669-1	72 - 7
0760669-3	72 -22
0760671-1	80 -27
0760673-1	21 - 4
0760673-1	21A- 4
0760673-1	21B-26
0760674-1	74 -73
0760674-1	74A-20
0760675-1	77 -10
0760675-3	77 -42
0760675-5	77 -42
0760676-1	15 -39
0760676-1	15A-58
0760678-1	72 - 2
0760678-2	72 - 3
0760680-1	76 -27A
0760680-2	76 -27A
0760681-1	74 -47
0760681-1	74A-28B
0760681-2	74A-27
0760682-1	72 - 5A
0760683-6	79A- 4
0760683-7	79A- 6
0760683-9	79A-10
0760684-1	79A- 3
0760685-1	77 -56
0760686-1	74 -20
0760686-1	74A-42
0760686-2	74 -21
0760686-2	74A-43
0760687-1	77 -50
0760687-2	77 -50A
0760691-1	17 -40
0760691-1	17A-40
0760691-1	74A-22A
0760691-2	17 -41
0760691-2	17A-41
0760691-2	74A-22A
0760693-1	74A-41A

PART NUMBER	FIGURE AND INDEX NO.
0760693-2	74A-41B
0760699-1	74A- 5
0760700-1	74A-50
0760701-1	74A-54
0760702-200	74A-23
0760703-1	9 - 1
0760703-2	9 - 1
0760703-5	76A-38
0760703-5	76B-49
0760703-6	76A-38
0760703-6	76B-49
0760705-1	9 - 1
0760705-2	9 - 1
0760705-5	76B-48
0760705-7	76B-48
0761202-2	77 -14
0761202-2	77 -18
0761202-2	77 -52
0761202-4	77 -46
0761205-3	75 - 9
0761210-1	75 - 9
0761210-4	78 -14
0761210-5	75 - 9A
0762003-1	17 -35
0762003-1	17A-35
0762007-1	17 -28
0762007-2	17 -28
0762007-2	17A-28
0762024-14	79 -30B
0762024-2	79 -30B
0762024-24	79 -30B
0762029-3	79 -70
0762029-4	79 -70
0762032-1	79 -61A
0762033-1	79 -61A
0762034-1	79 -32A
0762034-2	79 -32A
0762035-1	93 - 1
0762036-1	93 - 4
0762037-3	19 -23
0762037-7	19 -22
0762038-1	79C-22
0762038-2	79C-25
0762039-1	79C-19
0762040-1	79C-26
0762041-1	79C-23
0762042-1	17A-25A
0762043-1	26 -22
0762043-2	26A-25
0762044-1	24 -25
0762045-1	25 -66
0762046-1	17A-35A
0762046-1	21B-29
0762047-1	24 -12A
0762047-2	24 -12A
0762048-1	79C-44
0762049-1	79C- 8
0762050-1	79C- 3
0762051-1	79C-45
0762052-1	79C-45A
0770610PA10	90 -45
0770610PA11	90 - 7A
0770610PA13	90 -53
0770610PA2	90 -45
0770610PA3	90 - 7A
0770610PC2	90 -52
0770648-1	53 -27
0770648-2	53 -27
0770719-1	53A-37
0770719-1	53C-43
0770719-1	53E-43
0770719-1	53G-44
0770719-1	53J-92A
0770719-1	90 -44

PART NUMBER	FIGURE AND INDEX NO.
0770719-2	53L-92
0770719-2	53N-93
0770719-2	53Q-95B
0770725-12	94 - 2
0770725-2	94 - 2
0770725-9	47A- 5
0770725-9	94 - 2
0770728-1	90 - 7C
0770750-254	89A-77
0791160-1	23 -
0791160-10	23A-
0791160-11	25 -
0791160-12	23A-
0791160-13	23A-
0791160-14	23A-
0791160-15	25 -44
0791160-16	25 -
0791160-17	23A-
0791160-18	23A-
0791160-2	23 -
0791160-3	25 -
0791160-4	25 -44
0791160-5	23 -
0791160-6	23 -
0791160-7	25 -
0791160-8	23A-
0791160-9	25 -
0791360-1	17 -
0791360-2	17 -
0791360-3	17 -
0791360-4	17 -
0791360-5	17 -
0791360-6	17 -
0791360-7	17A-
0791360-8	17A-
0800023-5	50 -19
0800030-19	89 -22
0800030-19	89B-41
0800030-19	89C-51
0800045-1	89 - 5
0800045-11	89A-15
0800045-15	89 - 4
0800045-24	89A-16
0800045-25	89 -11
0800111-2	56 -26
0811490-6	71 -27
0811490-6	71A-28
08125	36A- 4
08125	37 - 4
0813150-54	71 -27
0813150-54	71A-28
0813150-55	71 -20
0813150-55	71A-21
0813156-4	71 -21
0813156-4	71A-22
0813526-6	44 -11E
0813526-6	53 -22
0813526-6	53A-30
0813526-6	53C-35
0813569-2	53 -28
0813569-3	53C- 6
0813610-3	69 -27
0813619-2	87 - 5
0813619-3	87 - 5
0813808-2	89A-54
08231	36A- 7
08231	37 - 7
0841200-15	35 -20
0841200-15	35A-23
0841200-19	35 -17
0841200-19	35A-20
0841200-25	35 -19
0841200-25	35A-22
0842000-44	35A-16

PART NUMBER	FIGURE AND INDEX NO.
0851700-96	66 -44
1K1-6-10	88C-35
10-4677C	89B-36
10-4677C	89C-35
10-8001C	89B-65
10-8001C	89B-66
10-8001C	89C-68
10-8001C	89C-69
100PDLT44-6	61 -49
100PDLT44-6	61A-52
100PDLT44-6	61B-55
100PDLT44-6	61C-60
1005-1-0	76B-32
1007	1 - 4
1016584	79A- 1
10182-006-1	56 - 8
102PDLN-4	53 -43
102PDLN-4	53A-51
102PDLN-4	53C-60
1024A-B	1 - 3
10650	79 -58A
110691	53C-26
110691	53E-28
110691	53G-29
110691	53J-76
110691	53L-79
110691	53N-82
110691	53Q-90
11918	79 -52
11918	79A- 2
12-4862	89B-62
12-4862	89C-65
12RB	74C-18
1200018-1	69 -30
1200018-2	69 -30
1200039-2	12 -43
1200039-2	92 - 9
1200052-1	89 -19
1200054-3	89 -24
1200054-3	89A-24
1200054-3	89B-59
1200055-1	89 -14
1200055-3	89 -20
1200055-5	89 -21
1200055-6	89 -21
1200058-1	89 - 1
1200059-1	89 -22
1200065-23	8 - 2
1200065-24	8 - 2
1200065-5	8 - 2
1200065-6	8 - 2
1200084-21	47C-22
1200084-22	47C-22
1200089-4	46 - 4
1200092-1	51 -29
1200103-3	52 -21
1200103-4	52 -22
1200103-5	52 -20
1200106-108	63 -11
1200106-138	63 -89
1200106-51	82 - 1
1200106-51	82A- 1
1200108-1	50 -20
1200116-1	56 -22
1200116-2	56 -23
1200127-1	47A-35
1200127-1	47B-32
1200127-1	47C-35
1200127-1	47D-29
1200127-7	47F-13
1200127-8	47F-14
1200127-9	47F-15
1200134-1	50 -21
1200136-1	51 - 4

PART NUMBER	FIGURE AND INDEX NO.
1200136-1	51A-34
1200136-1	51C-30
1200136-1	51D-51
1200136-1	51E-53
1200136-1	51F-48
1200137-1	51 -32
1200138-1	51 -22
1200138-1	51A-47
1200138-1	51D-65
1200138-1	51E-68
1200138-2	51D-33
1200138-2	51E-35
1200138-2	51F-33
1200138-2	51F-55
1200139-1	51 -19
1200139-1	51A-43
1200139-1	51D-37
1200139-1	51E-39
1200141-1	51 -17
1200141-1	51A-36
1200141-2	51 -17
1200141-2	51A-36
1200142-1	51 - 2
1200142-2	51 - 2
1200143-1	51 -30
1200143-2	51 -30
1200146-1	51 -13
1200147-1	51 - 6
1200147-2	51 - 7
1200152-1	51 - 8
1200154-1	51 -23
1200155-1	51 -21
1200155-1	51A-46
1200156-1	51 -25
1200156-1	51A-49
1200157-1	51 -15
1200158-1	51 -39
1200158-5	51 -39
1200159-1	51 -27
1200159-1	51A-51
1200159-3	51D-60
1200159-3	51E-62
1200159-3	51F-53
1200161-1	50 -23
1200162-13	50 - 1
1200162-14	50 - 1
1200162-15	50 -22
1200162-16	50 -22
1200162-17	50 -11
1200162-18	50 -11
1200162-19	50 -26
1200162-20	50 -17
1200163-1	51 - 1
1200163-2	51 - 1
1200164-1	50 -25
1200164-1	51A-58
1200191-200	68A-13
1200191-200	68B-13
1200191-201	68A-14
1200191-201	68B-14
1200217-26	47F-10
1200217-4	47F- 8
1200217-5	47F- 9
1200231-1	47 -19
1200231-1	47A-20
1200231-1	47B-20
1200231-1	47C-22
1200231-1	47D- 7
1200231-2	47 -19
1200231-2	47A-20
1200231-2	47B-20
1200231-2	47C-22
1200231-2	47D- 8
1200415-5	89A-63

PART NUMBER	FIGURE AND INDEX NO.
1200415-7	89B- 8
1200415-7	89C-36
1200415-7	89A-40
1200416-4	89A-62
1200417-15	89A-25
1200417-15	89B-90
1200417-15	89A-43
1200417-17	89B-83
1200417-17	89C-94A
1200417-25	89A-41
1200417-26	89A-43
1200417-51	89B-78
1200417-51	89C-90
1200417-52	89B-79
1200417-52	89C-91
1200417-69	89B-81
1200417-69	89C-93
1200417-7	89A-41
1200417-8	89A-42
1200417-84	89C-96B
1200417-85	89C-95A
1200417-9	89A-27
1200417-9	89B-86
1200478-2	51B-26
1200503-1	49A-42
1200503-1	49B-41
1200503-1	49C-45
1200504-1	49A-36
1200504-1	49B-35
1200504-3	49A-41
1200504-3	49B-40
1200504-3	49C-43
1200505-1	49A-38
1200505-1	49B-37
1200535-27	46 - 8
1200536-1	89A-48
1200612-5	45A-32
1200612-5	45B-23
1200612-6	45A-37
1200612-6	45B-28
1200614-2	63 -73
1200614-4	63 -78
1200614-6	63 -73
1200637-2	5 - 6A
1200637-2	5A- 9
1200637-2	69A-16
1200637-5	5B- 9
1200655-5	46 - 5
1200686-17	53B- 1
1200686-18	53B- 1
1200686-19	53B- 1
1200686-20	53B- 1
1200686-21	53B- 7
1200686-23	53B-11
1200686-26	53B-13
1200686-28	53B-14
1200686-30	53B-15
1200691-1	69 -23
1200691-1	69A-23
1200727-17	53D- 5
1200727-21	53D- 1
1200727-22	53D- 1
1200727-26	53D- 1
1200756-3	53D- 9
1200756-7	53D- 9
1200756-7	53F-11
1200756-7	53H-11
1200756-7	53K-10
1200756-7	53M-10
1200756-7	53P- 9
1200756-7	53R- 9
1200756-7	75 -29
1201039-1	56 - 8
1205001-120	2A-64

PART NUMBER	FIGURE AND INDEX NO.
1205001-121	2A-65
1205001-139	2A-77
1205001-29	2A-12
1205001-54	2A-12A
1205001-79	2A-43
1205001-80	2A-43
1205004-1	74B-31
1205009-1	2A-55
1205009-1	53E- 9
1205009-1	53G-10
1205009-1	53J-56
1205010-1	2 -65
1205010-2	2 -66
1205010-3	2A-23
1205010-4	2A-24
1205013-3	2 -63
1205013-3	2A-21
1205013-7	2 -64
1205013-7	2A-22
1205024-1	2A-13
1205024-1	90 -31
1205030-1	2A-26
1205030-11	2A-25
1205030-12	2A-27
1205030-2	2A-28
1205035-1	2A-37
1205035-2	2A-37
1205043-1	2A- 6
1205043-1	68A- 8
1205043-1	68B- 7
1205043-1	68B-12
1205052-1	2A-35
1205052-2	2A-36
1205061-1	2A-44
1205061-2	2A-45
1205074-1	2A-52
1205076-6	2A-53
1205076-7	2A-54
1205085-1	2A-76
1205088-5	2A-72
1205088-6	2A-73
1206003-9	53J-53
1208	37A- 3
1210020-10	23A-17
1210020-3	23 -49
1210020-3	23A-16
1210032-1	23A-71
1210032-2	23A-71
1210032-8	23A-71
1210032-9	23A-71
1210051-1	18 -20
1210051-2	18 -20
121050-202	74A- 1
1211048-1	89B-14
1211048-1	89C-13
1211054-2	89B-13
1211054-2	89C-12
1211061-61	46 - 6
1211076-1	23A-28
1211076-2	89B- 9
1211076-2	89C- 8
1211077-5	23A-27
1211077-5	89B- 5
1211077-5	89C- 5
1211080-1	91A-10
1211083-1	23A-27
1211089-1	23A-28
1211089-2	89B-11
1211089-2	89C-10
1211090-1	89B-15
1211090-1	89C-14
1211203-1	47A-34
1211203-1	47B-31
1211203-1	47C-34

PART NUMBER	FIGURE AND INDEX NO.	PART NUMBER	FIGURE AND INDEX NO.	PART NUMBER	FIGURE AND INDEX NO.
1211203-1	47D-28	1213146-1	□ 55A- 2	1213335-1	53R- 3
1211250-6	41 - 4B	1213147-1	74 -64	1213335-2	53N-53
1211250-6	42 - 4B	1213147-1	74A-17A	1213335-2	53P- 3
1211250-7	41 - 4B	1213151-1	53C-87	1213338-1	□ 53N-55
1211250-7	42 - 4B	1213151-1	53E-93	1213338-4	□ 53N-54
1211251-1	41 - 4C	1213151-1	53G-88	1213338-5	□ 53N-54
1211251-1	42 - 4C	1213151-1	53J- 7	1213363-1	53N-47
1211251-2	41 - 4C	1213151-1	53L- 7	1213363-1	53Q-52
1211251-2	42 - 4C	1213151-1	53N- 7	1213364-3	53N-51
1211252-1	44 -11C	1213152-3	91A- 5	1213364-3	53Q-53
1211836-1	41 - 5B	1213154-1	91 - 4A	1213365-1	53Q-61
1211836-1	41A- 6	1213154-2	91 - 4B	1213366-1	53Q-62
1211836-1	42 - 5B	1213158-1	63 -85	1213374-5	53Q- 5K
1211836-1	42A- 7	1213163-1	53E- 2A	1213374-6	53Q- 8
1212002-1	29 -59	1213163-1	53G- 3	1213377-1	□ 53Q-59
1212002-1	29A-48	1213163-1	53J-48	1213381-1	□ 53Q-60
1212002-1	29B-53	1213163-1	53L-51	1213383-1	53Q-58
1212003-1	31 -19	1213163-1	53N-44	1213412-11	17A-34
1212010-1-791	32 - 1	1213163-1	53P- 6	1213505-1	53 -10
1212010-11-791	32 - 1	1213163-2	53J-48	1213505-200	53 -12
1212010-5-791	32 - 1	1213163-2	53L-51	1213505-200	53A-18
1212126-1	31A-22	1213163-2	53N-44	1213505-200	53C-23
1212127-1	31A-19	1213163-2	53P- 6	1213505-200	53E-25
1212127-3	31A-21	1213163-2	53Q-49	1213508-1	17 -68
1213004-1	53E- 9	1213163-2	53R- 6	1213508-1	17A-69
1213004-1	53G-10	1213169-11	53J- 5	1213535-1	2 -49
1213004-1	53J-56	1213169-11	53L- 5	1213535-1	30 -20A
1213004-2	53N-59	1213169-11	53N- 5	1213535-1	90 -31
1213004-2	53Q-69	1213169-12	53J-19	1213618-1	69 -31A
1213005-1	□ 53E-61	1213169-12	53L-19	1213618-2	69 -31A
1213005-1	□ 53G-62	1213169-12	53N-20	1213630-4	53C-89
1213005-2	□ 53J-52	1213169-12	53Q-27	1213645-1	53A-56
1213005-5	□ 53L-55	1213170-1	53J-34	1213645-1	53C-64
1213006-2	53E-64	1213170-1	53L-35	1213645-1	53E-97
1213008-5	17 -22	1213170-1	53N-38	1213645-1	53G-94
1213008-5	17 -22	1213170-1	53Q-44	1213645-1	53J-35
1213008-5	17A-22	1213173-2	□ 53J-53	1213645-1	53L-36
1213008-5	17A-22	1213191-3	53G-58	1213645-1	53N-39
1213037-1	67 -11	1213192-18	53J-43	1213645-1	53Q-45
1213043-1	69 -26	1213192-9	53G-60	1213646-1	53A-32
1213062-4	53E-90	1213212-1	53N-19	1213646-1	53C-37
1213062-4	53G-85	1213243-3	91 - 1	1213646-1	53E-39
1213062-4	53J-29	1213293-1	57A- 4A	1213646-1	53G-40
1213062-4	53L-28	1213293-1	57B- 4	1213646-1	53J-87A
1213062-7	53N-29	1213294-1	53J-38	1213646-1	53L-87B
1213062-7	53Q-32	1213294-1	53L-39	1213646-1	53N-90B
1213064-1	17 -72	1213294-2	53N-42	1213646-1	53Q-93B
1213064-1	53E-94	1213295-1	53J-17	1213646-2	53C-38
1213064-1	53G-89	1213298-1	55A- 6	1213646-2	53E-40
1213064-1	53L-18A	1213301-1	53G-98	1213646-2	53G-41
1213065-1	53E-91	1213301-2	53G-99	1213650-1	53C-81
1213065-1	53G-86	1213307-9	53J-45	1213650-1	53E-74
1213065-1	53L-17	1213309-5	61B-34	1213650-1	53G-69
1213065-2	53E-92	1213309-5	61C-26	1213650-1	53J- 4
1213065-2	53G-87	1213309-6	61B-34	1213650-1	53L- 4
1213065-2	53L-18	1213309-6	61C-27	1213650-1	53N- 4
1213079-1	67 - 4	1213310-5	61B-34	1213650-1	53Q- 4
1213088-1	□ 53E- 8	1213310-6	61B-34	1213653-4	□ 53B-19
1213088-1	□ 53G- 9	1213314-9	53L-48	1213654-11	53B-23
1213088-3	□ 53G- 9	1213314-9	53N-51	1213677-1	53N-29A
1213115-1	18 -24	1213319-7	90A-16	1213717-1	90A- 1
1213115-2	18 -24	1213319-7	90A-16	1213717-2	90A- 2
1213116-1	□ 53E- 3	1213319-8	90A-16A	1213718-1	17 -71A
1213116-1	□ 53G- 4A	1213319-8	90A-16	1213718-1	17A-71
1213116-1	□ 53J-49	1213320-1	53L-56	1213929-1	17A-45
1213116-1	□ 53L-52	1213321-2	90A-21	1213942-1	41A-14
1213127-4	18 - 5	1213321-2	90A-21	1213942-2	42A-12
1213145-1	53C-95	1213321-2	90A-21	1214050-3	# 49A-10
1213145-1	53E-85	1213328-1	53N-55	1214050-5	49A-11
1213145-1	53G-80	1213329-1	□ 53N-56	1214051-1	# 49A-
1213145-1	53J-10	1213330-3	53N-58	1214051-2	# 49A-16
1213145-1	53L-10	1213335-1	53N-53	1214051-200	# 49A- 1
1213145-1	53N-10	1213335-1	53P- 3	1214051-201	# 49A-15
1213145-1	53Q-12	1213335-1	53Q-58	1214051-202	# 49A- 1

PART NUMBER	FIGURE AND INDEX NO.
1214051-203	# 49A-15
1214051-3	49A-17
1214051-5	# 49A-
1214051-7	# 49A-16
1214062-5	# 49B-15
1214062-5	# 49C-15
1214062-5	# 51E-11
1214062-5	# 51F-10
1215012-2	23A-29
1215012-3	23A-29
1215014-1	53E-61
1215014-1	□ 53G-62
1215042-1	47C-33
1215042-1	47D-27
1215045-5	□ 45B-29
1215045-6	□ 45B-29
1217005-2	43A- 1A
1217035-1	41A-33
1217035-1	42A-16
1217037-9	41A-18
1217037-9	42A-14
1217038-1	41A-22
1217038-1	42A-21
1217038-2	41A-23
1217038-2	42A-22
1220-1-0	76B-32
1220002-21	7 - 2
1220002-46	7 - 1
1220002-80	7 -14
1220002-89	7 -14
1220002-89	7A-12
1220003-15	7 - 1
1220003-25	5 - 1
1220003-25	5A- 1
1220003-26	5 - 1
1220003-26	5A- 1
1220003-5	5 - 1
1220003-6	7 - 1
1220004-24	5 - 1
1220004-24	5A- 1
1220004-25	5 - 1
1220004-25	5A- 1
1220004-4	5 - 1
1220006-21	7 -17
1220006-21	7A-15
1220006-22	7 -17
1220006-22	7A-15
1220007-19	7 -20
1220007-28	7 -20
1220007-30	7 -21A
1220007-30	7A-20
1220007-36	7 -20
1220007-37	7 -20
1220007-60	7 -20
1220007-61	7 -20
1220007-62	7A-18
1220007-63	7A-18
1220019-13	4 -42
1220019-13	4A-43
1220019-13	4B-42
1220019-17	4 -42A
1220019-17	4A-43A
1220019-17	4B-43
1220019-18	4A- 9
1220019-18	4 -10
1220019-18	4B- 9
1220019-19	4 -12
1220019-19	4A-11
1220019-19	4B-11
1220019-20	4 -12
1220019-20	4A-11
1220019-20	4B-11
1220019-21	4 -14
1220019-21	4A-13

PART NUMBER	FIGURE AND INDEX NO.
1220019-21	4B-13
1220019-22	4 -14
1220019-22	4A-13
1220019-22	4B-13
1220019-25	4 -42
1220019-27	4 -42
1220019-27	4A-43
1220019-35	4A-43
1220019-35	4B-42
1220022-3	8 -41
1220092-1	4 - 5A
1220092-1	4B-48
1220092-1	5A-26
1220092-2	4 - 5A
1220092-2	4B-48
1220092-2	5A-26
1220094-2	3 -18
1220094-2	3 -18
1220095-2	7 -24
1220095-3	7A-24
1220114-1	10 -11
1221010-13	4 -28
1221010-14	4 -28
1221010-15	4 -28
1221010-15	4A-27
1221010-15	4B-28
1221010-7	4 -28
1221024-1	6 - 3A
1221024-1	6A- 4
1221101-1	4 - 7
1221101-1	4A- 6
1221101-2	4 - 7
1221101-2	4A- 6
1221101-3	4B- 6
1221101-4	4B- 6
1221200-15	7 -18
1221200-16	7 -18
1221200-22	7 -18
1221200-23	7 -18
1221200-27	7 -18
1221200-28	7 -18
1221201-3	3 -40
1221201-4	3 -40
1222012-1	3 -13
1222013-3	7 -19
1222013-3	7 -21
1222013-3	7A-17
1222013-3	7A-19
1222013-6	7 -19
1222013-6	7 -21
1222013-6	7A-17
1222013-6	7A-19
1222016-3	76B-41
1222021-1	7 -14
1222021-1	7 -25
1222021-1	7 -25
1222021-1	7A-25
1222022-1	3 -19
1231000-14	12 -32
1231000-15	12 -34
1231000-15	12A-36
1231000-16	12 -35
1231000-16	12A-37
1231000-17	12 -33
1231000-17	12A-35
1231000-17	12B-33
1231000-18	12 -38
1231000-18	12A-32
1231000-18	12B-31
1231000-19	12 -42
1231000-20	12 -
1231000-23	12 -
1231000-26	12 -
1231000-4	12 -36

PART NUMBER	FIGURE AND INDEX NO.
1231000-4	12A-33
1231000-4	12B-32
1231000-7	12 -37
1231000-7	12A-34
1231000-7	12B-39
1231001-2	13 -31
1231001-3	13 -30
1231001-5	13 -
1231001-9	13 -
1231002-1	12 - 9
1231002-1	12A- 8
1231002-2	12 -10
1231002-2	12A- 9
1231002-2	12B- 9
1231002-3	12B- 8
1231005-2	12 -15
1231005-2	12A-14
1231005-3	12B-14
1231006-1	12 -16
1231006-1	12A-13
1231006-1	12B-13
1231007-1	12 -17
1231007-1	12A-12
1231007-1	12B-12
1231008-1	12 -18
1231008-1	12A-11
1231008-1	12B-11
1231009-1	12 -19
1231009-1	12A-16
1231009-1	12B-16
1231009-3	12A-17
1231009-3	12B-17
1231010-1	12 -20
1231010-3	12 -20
1231010-3	12A-10
1231010-3	12B-10
1231012-1	12 -21
1231012-2	12A-27
1231013-1	12 -22
1231013-2	12 -22
1231013-2	12A-25
1231014-2	12 -24
1231014-2	12A-28
1231014-2	12B-27
1231014-3	12 -23
1231014-3	12A-29
1231014-4	12B-28
1231015-1	13 - 4
1231015-2	13 - 5
1231015-3	13 - 6
1231016-1	13 - 7
1231017-1	13 - 8
1231021-1	13 -16
1231021-2	13 -17
1231021-3	13 -18
1231021-7	13 -18
1231021-8	13 -17
1231021-9	13 -16
1231022-1	13 -19
1231023-1	12 -25
1231023-1	12A-24
1231023-1	12B-24
1231023-16	13 -20
1231023-17	13 -22
1231023-18	13 -24
1231023-19	13 -21
1231023-2	12 -26
1231023-2	12A-23
1231023-2	12B-23
1231023-20	13 -23
1231023-21	13 -25
1231023-3	12 -27
1231023-3	12A-22
1231023-3	12B-22



PART NUMBER	FIGURE AND INDEX NO.	PART NUMBER	FIGURE AND INDEX NO.	PART NUMBER	FIGURE AND INDEX NO.
1231026-1	13 -26	1234600-7	15A-50	1253033-2	70 - 5
1231026-2	13 -26	1234600-8	15A-51	1253034-1	70 - 4
1231029-1	13 -10	1234601-1	15A-24	1253037-1	70 - 6
1231029-2	13 -10	1234601-2	15A-25	1253040-1	70 - 5
1231032-1	13 -11	1234602-1	15A- 3	1253041-1	70 - 7
1231033-1	13 - 9	1234602-2	15A- 3	1260012-2	77 -19
1231048-2	12A-38	1234602-3	15A- 4	1260033-3	74A-47
1231048-2	12B-36	1234602-4	15A- 5	1260033-4	74A-48
1231048-3	12A-	1234603-1	15A-22	1260064-1	79 -12
1231049-1	12A-15	1234603-2	15A-23	1260074-1	78 -22
1231049-1	12B-15	1234604-1	15A-20	1260078-102	76A-14
1231049-2	12A-20	1234605-5	15A-42	1260078-103	76A-15
1231049-2	12B-20	1234605-6	15A-43	1260078-2	74A-35
1231049-3	12A-21	1234606-1	15A-29	1260078-2	76A-14
1231049-3	12B-21	1234607-1	15A-28	1260078-3	74A-36
1231050-1	12A-42	1234608-3	15A-56	1260078-3	76A-15
1231050-2	12B-40	1234608-4	15A-57	1260078-5	74A-32
1231052-1	29B-53	1234610-1	15A-34	1260078-5	76A-13
1231054-1	12A-26	1234611-1	12A-26	1260094-2	53E-59
1231054-2	12A-27	1234612-1	15A-19	1260098-4	74A- 1
1231056-1	12B-26	1234613-1	15A-33	1260105-109	80 - 7
1231057-1	12B-	1234613-2	15A-37	1260105-9	80 - 7
1231057-3	12B-34	1234613-3	15A-38	1260112-1	74A-47
1231057-4	12B-35	1234613-4	15A-36	1260112-2	74A-48
1231058-1	12B-25	1234613-5	15A-39	1260140-7	74A- 1
1231059-1	12B-37	1234614-1	15A-27	1260140-9	74A- 1
1231059-1	92A-10	1234626-1	14A-13	1260141-10	74A-28A
1232104	14A-19	1234630-1	15A-32	1260141-6	74A-28A
1232105	14A-20	1241061-1	39B-26	1260143-12	74A- 1
1232106	14A-21	1241063-2	39 -22	1260143-4	74A- 1
1232114-1	14A- 8	1241156-11	37B-	1260144-3	56 -34
1232116	14A- 6	1241156-12	36A-	1260148-1	74A- 9C
1232118-1	14A-28	1241214-2	39B- 2	1260463-1	56 -34
1232118-2	14A-29	1243021-1	35 -18	1260474-1	29B-78
1232139-1	14A-35	1243021-1	35A-21	1260476-3	74B- 2
1232139-3	14 -33	1243030-5	35 -50	1260477-2	2A-36
1232140-1	14 -25	1243030-5	35A-54	1260477-2	74B- 8
1232140-1	14A-34	1243030-6	35 -50	1260664-1	74 -56
1232141-1	14A-47	1243030-6	35A-54	1260664-1	74A- 4
1232142-1	14A-45	1243030-7	35 -50	1260665-1	74A- 9D
1232143-1	14A-52	1243030-7	35A-54	1260668-3	74A-15
1232400-1	14A-49	1243623-2	35A-12	1261454-1	74 -64
1232400-2	14A-49	1243626-1	35 -24	1261454-1	74 -64
1232600-19	14A-41	1243626-1	35A-27	1262001-1	53E-88
1232600-2	14A-38	1250115-2	70 -38	1262001-1	79B-22
1232600-3	14A-39	1250115-3	17 -65	1262001-1	79C-15
1232600-4	14A-40	1250115-3	17A-66	1262001-2	53G-83
1232600-5	14 - 5	1250115-3	70 -35	1262001-2	53J- 8
1232600-7	14A-	1250116-1	17 -65	1262001-2	53L- 8
1232601-1	14A-15	1250116-1	17A-66	1262001-3	53N- 8
1232602-1	14A-14	1250116-1	70 -33	1262001-3	53Q-10
1232603-1	14A-16	1250211-4	90 -19	1262005-1	76A-51
1232603-2	14A-22	1250213-1	95 -15	1262007-1	79 -32
1232604-1	14A-37	1250213-5	95 -15	1262008-1	79 -63
1232605-1	14A- 5	1250214-1	95 - 5	1262010-1	79 -30A
1232606-1	14A-30	1250215-1	95 - 8	1262011-1	4 -45
1232606-2	14A-31	1250405-1	86 -56	1262011-1	4A-46
1232610-1	14A- 6	1250407-1	86 -29	1262011-1	79 -60
1232610-2	14A- 3	1250408-1	86 -30	1262011-2	4 -45
1232610-3	14A- 7	1250409-1	86 -31	1262011-2	4A-46
1232610-4	14A- 4	1250410-1	2 -23	1262011-2	79 -59
1234023-1	14 -39A	1250410-3	2 -23	1262014-1	79 -61
1234023-1	14A-36	1250410-3	2A-66	1262019-1	79 -66
1234600-1	15A-	1250410-3	86 -41	1262019-2	79 -65
1234600-12	15A-33	1250412-1	58A-10	1262020-1	4 -31
1234600-13	15A-45	1250503-1	70 -31	1262026-1	79B- 1
1234600-14	15A-47	1250503-2	70 -31	1270060-1	74B-24A
1234600-15	15A-52	1250922-3	86 -52	1270060-1	74C-22
1234600-16	15A-53	1252015-1	61B-51A	1270432-2	93 - 1
1234600-2	15A-	1252015-2	61B-51B	1270463-2-434	94 - 1
1234600-3	15A-54	1252015-4	61B-51C	1270638-1	53E-95
1234600-4	15A-55	1252015-5	61B-51D	1270638-1	53G-84
1234600-5	15A-48	1252400-15	61B-11	1270658-1	74B- 9
1234600-6	15A-49	1253032-1	70 - 3	1270681-4	74B- 2

PART NUMBER	FIGURE AND INDEX NO.
1270682-1	74B- 7
1270682-1	74C- 9
1270686-1	74B-20
1270687-2	74B-22
1270693-1	74B-23
1270695-1	53L-95B
1270695-1	53N-95B
1270695-1	53Q-97B
1270695-2	53L-95B
1270695-2	53N-95B
1270695-2	53Q-97B
1270707-1	53Q-30
1270707-2	53L-25
1270707-2	53N-26
1270707-2	53Q-30
1270808-1	79 -71
1290001-8	74 -41
1290001K12	74 -53
1290001K13	74 -53
13830	40 - 7
13836	37A- 9
13836	37B- 6
13836	40A- 3
13889	37A- 6
13889	37B-11
13889	40 - 8
13889	40A- 9
1400014-1	2 -30
1400054-2	56 -38
1400104-1	71 - 2
1411202-201	41 -45
1411202-201	41A-56
1411206-1	41A-27
1411206-1	42A-26
1411206-7	41A-24
1411206-7	42A-23
1411207-1	41A-29
1411207-1	42A-28
1411207-2	41A-30
1411207-2	42A-29
1414082-1	46 - 4
1414082-1	47A-12
1414082-13	46 - 4
1414082-13	47A-12
1414082-13	47B-12
1414082-13	47C-14
1414082-14	46 - 4
1414082-14	47A-12
1414082-18	46 - 4
1414082-18	47A-12
1414082-18	47B-12
1414082-18	47C-14
1414082-6	46 - 4
1414082-6	47A-12
1414082-7	46 - 4
1414082-7	47A-12
1414100-212	49 -32
1414100-212	49A-32
1414100-212	49B-31
1414100-212	49C-31
1414100-212	51A-69
1414100-212	51C-17
1414100-8	49 -16
1414100-8	49A-17
1414100-8	51A-17
1414100-9	49 -11
1414100-9	49A-11
1414100-9	51A-11
1414100-9	51B- 9
1414103-12	49 -22
1414103-2	49 -21
1414103-2	49A-21
1414103-2	49B-20
1414103-2	49C-20

PART NUMBER	FIGURE AND INDEX NO.
1414103-45	49A-22
1414103-45	49B-21
1414103-45	49C-21
1414103-6	49 -23
1414103-6	49A-23
1414103-6	49B-22
1414103-6	49C-22
1414104-1	49 -48
1414104-1	51A-77
1414104-10	51A-71
1414104-2	49 -40
1414104-2	51A-60
1414104-39	49 -29
1414104-39	49A-29
1414104-39	49B-28
1414104-39	49C-28
1414104-4	49 - 3
1414104-4	49A- 3
1414104-4	49B- 3
1414104-4	49C- 3
1414104-4	51A- 3
1414104-4	51B- 5
1414104-4	52A-36
1414104-4	52B-32
1414104-40	49 -30
1414104-40	49A-30
1414104-40	49B-29
1414104-41	49 -31
1414104-41	49A-31
1414104-41	49B-30
1414104-41	49C-30
1414104-42	49 -31
1414104-42	49A-31
1414104-42	49B-30
1414104-42	49C-30
1414104-45	49 -37
1414104-46	49 -39
1414104-54	51D-90
1414104-54	51E-94
1414104-54	51F-85
1414104-56	51C-11
1414104-56	51D-79
1414104-56	51E-82
1414104-61	49C-29
1414104-8	49 -45
1414104-8	49A-49
1414104-8	49B-48
1414104-8	49C-41
1414104-8	51A-64
1414104-8	51C-16
1414107-1	49 -50
1414107-1	49A-51
1414107-1	49B-50
1414107-1	49C-50
1414107-1	51A-79
1414107-1	52A-12
1414107-1	52B-17
1414107-2	52A-12
1414107-2	52B-17
1414110-1	49 -12
1414110-1	49A-13
1414110-1	51A-12
1414110-3	49 -14
1414110-3	49A-15
1414110-3	51A-14
1414111-5	51A-14A
1414112-1	49 -28
1414112-1	49A-28
1414112-1	49B-27
1414112-1	49C-27
1414116-1	49 -42
1414116-1	49A-40
1414116-1	49B-39
1414116-1	49C-40

PART NUMBER	FIGURE AND INDEX NO.
1414116-1	51A-61
1414116-1	51C-15
1414116-1	51D-86
1414116-1	51E-89
1414116-1	51F-70
1414200-10	52A- 6
1414200-19	52A-39
1414200-20	52A-39
1414200-21	52A-37
1414200-22	52A-38
1414200-23	52A- 6
1414200-39	52A- 6
1414200-40	52A- 6
1414200-49	52A-28
1414200-50	52A-28
1414211-22	52A-30
1414211-22	52B-26
1414211-24	52A- 8
1414211-24	52B-11
1414212-11	49 -11A
1414215-19	52A-40
1414215-20	52A-41
1414217-1	52A- 7
1414217-2	49 -17
1414217-2	49A-18
1414217-3	49 -18
1414217-3	49A-19
1414217-3	51A-22
1414217-3	51B-17
1414217-4	51A-23
1414217-4	51B-17
1414223-34	49A-50
1414223-34	49B-49
1414223-34	49C-48
1414230-1	49 -11A
1414230-1	49A-12
1414230-1	49B-12
1414230-2	52A-39A
1414230-2	52B-36
1414231-1	49 -49
1414231-1	49C-12
1414231-2	52A-11
1414231-2	52B-14
1414231-3	49 -49
1414231-4	49 -49
1414231-4	49A-52
1414240-3	51C-
1414240-3	51C-
1414240-4	51C-
1414240-4	51C-
1414241-3	51C-36
1414241-4	51C-37
1414242-1	51C-29
1414243-1	51C-32
1414245-2	51C-10
1414247-1	51C-24
1414248-1	51C- 8
1414249-2	51C-23
1414251-1	52A-41
1414252-1	49 -59
1414252-1	51A-89
1414252-6	49 -61
1414252-6	51A-91
1414252-6	52A-43
1414252-7	49 -60
1414252-7	51A-90
1414257-5	51B-25
1414258-1	51B-22
1414259-1	51B-24
1414261-1	51B-21
1414262-1	51B-13
1414263-5	51B-18
1414263-6	51B-19
1414263-7	51A-19

PART NUMBER	FIGURE AND INDEX NO.
1414263-8	□ 51A-20
1414264-13	□ 51B-10
1414264-5	□ 51B-12
1414265-10	# 51B-
1414265-207	# 51B- 2
1414265-209	# 51B-13
1414265-8	51B-16
1414265-9	# 51B-
1414266-1	51B-20
1414267-1	51B-28
1414268-1	51B-27
1414269-1	51B-21B
1441003-1	39 -12
1441003-1	39A-12
1441010-24	39 -43
1441010-27	39 -41
1441013-1	39 -40
1441013-1	39A-36
1442001-1	33A-16
1442001-2	33A-14
1442002-1	33A-15
1442013-1	33A-23
1442112-2	38A- 1
1442113-1	38A- 8
1442113-2	38A- 4
1442113-2	38A-11
1442113-2	38B- 2
1442113-5	38A-12
1442113-9	38B- 2A
1442114-5	38A-
1442114-6	38A- 7
145-10	40A-29
1452225-5	61 -19B
1452225-5	61A-16
1452225-5	61B- 9
1452530-6	79B- 3
1452530-6	79C- 2
1452533-2	79B-12
1452533-2	79C-10
1452533-4	79B- 9
1452533-4	79C- 7
1452537-1	79B-26
1460320-1	72 - 1
1460501-21	72 - 4
1470089-10-532	94 - 6
1470089-14	□ 94 - 6
1470089-6	94 -14
1470089-8	94 -16
1505014-1	2A-42
1505015-12	2A-40
1505015-13	2A-41
1505015-43	2A-40
1505015-44	2A-41
1505022-1	2A-48
1511205-11	43A-
1511205-12	43A-
1511205-13	43A-
1511205-14	43A-
1511205-16	43A-
1511205-17	43A-
1511205-6	43A-
1511205-7	43A-
1511206-11	43A-15
1511206-13	43A-16
1511206-14	43A-16
1511206-20	43A-12
1511206-4	43A-19
1511207-1	43A-17
1511208-12	43A-28
1511208-13	43A-28
1511208-16	43A-30
1511208-17	43A-31
1511209-1	43A-27
1511209-10	43A-20

PART NUMBER	FIGURE AND INDEX NO.
1511209-11	43A-20
1511209-12	43A- 5
1511209-8	43A-11
1511212-5	43A-24
1511212-6	43A-24
1512280-11	79B- 2
1512280-11	79C- 1
1512280-13	79B- 1
1512280-13	79C- 1
1512280-24	79B- 8
1512280-24	79C- 6
1512280-25	79B-11
1512280-25	79C- 9
1514051-6	49A-10
1514059-1	51B-21A
1514119-3	51F-62
1514223-28	49A-44
1514223-28	49B-43
1514223-28	49C-46
1520006-1	3 -46
153-10	37A- 1
153-15	37B- 8
153-15	40A- 5
153-8	36A- 2
153-8	37 - 2
154-13	37B- 9
154-13	40A- 6
154-6	36A- 3
154-6	37 - 3
154-9	37A- 5
155-2	36A- 1
155-2	37 - 1
1552004-10	61A-18
1552004-10	61B-14
1552004-12	61B-16
1552004-17	61C- 7
1552004-17	61C-13
1552004-22	61C- 6
1552004-22	61C-12
1552004-25	61B-17
1552004-25	61C-10
1552004-52	61C- 5
1552004-53	61C-11
1552010-1	61C- 9
1552010-1	61C-15
1552531-4	79B- 5
1552531-6	79C- 3
1560001-10	74 -76
1560001-10	74B- 2
1560010-4	74B- 1
1560033-12	79B- 4
1560110-1	74B-12
1560110-3	74B- 6
1560110-3	74C-10
1560312-1	74A- 9B
1560319-1	74B- 3
1560319-2	74B- 3
1562033-10	79C- 3
1562033-13	79C- 3
1562033-4	79B- 6
1562033-4	79C- 4
1570043-1	90 -61
1570043-3	90 -47
1570102-1	15A-65
1570102-10	3 -31
1570102-8	13 -35
1570102-8	13 -36
1570141-1	74B-30
1570142-2	74B-17
1570150-1	74B-18
1570166-1	90 -67
16-2000C	89B-64
16-2000C	89C-67
16-8375C	89B-65

PART NUMBER	FIGURE AND INDEX NO.
16-8375C	89C-68
16-8500C	89B-66
16-8500C	89C-69
161-18	37 - 5
161-23	37A- 8
161-24	37A- 7
161-30	37B- 2
161-30	40A- 1
161-31	36A- 5
161-49	40A- 1
1612030-1	56 -45
162-16	37 - 6
162-27	37B- 1
162-27	40A- 2
162-28	36A- 6
162-47	40A- 2
1620058-1	6A-23
1620075-3	90 -77
164-26A	40A-11
164-40	40A-11
1670019-1	79 -74
1700127-1	47F-11
1700127-4	47F-12
1705015-1	2A-38
1705015-1	41 - 5A
1705015-1	41A- 7
1705015-2	2A-39
1705015-2	42 - 5A
1705015-2	42A- 8
1706015-2	90 - 9A
1713039-1	88 -17
1713039-1	88 -29D
1713039-1	88A-29
1713039-1	88A-30
1713039-1	88B-34
1713039-1	88B-37
1713039-1	88C-18
1713039-1	88C-23
1713039-1	88C-51
1713080-3	90A- 5
1713082-1	90A- 7
1713083-1	90A- 3
1713084-1	90A- 6
1713084-3	90A- 6
1713085-1	90A-11
1713269-1	75 -28
1714000-K200	51D-88
1714000-K200	51E-92
1714000-22	51F-83
1714000-33	51D-87
1714000-33	51E-90
1714000-33	51F-86
1714000-41	51F-84
1714035-1	51A-90
1714040-1	49A-62
1714040-1	51A-89
1714040-1	# 52A-41
1714040-2	# 49A-63
1714040-2	# 51A-91
1714040-2	# 52A-43
1714040-5	# 49A-62
1714040-5	# 51A-89
1714040-5	# 52A-41
1714040-6	# 49A-63
1714040-6	# 51A-91
1714040-6	# 52A-43
1714061-1	51D-84
1714061-1	51E-87
1714061-1	51F-72
1714067-2	51D-83
1714067-4	51D-83
1714067-4	51E-86
1714067-5	51F-67
1714074-13	51F-23

PART NUMBER	FIGURE AND INDEX NO.
1714074-14	51F-24
1714074-6	51F-25
171467-2	51E-86
1741003-3	39B-15
1741003-4	39B-15
1741005-17	39B-40
1741005-18	39B-40
1741005-21	39B-43
1741005-22	39B-43
1741022-1	39A-62
1741022-2	39A-62
1777	32 - 9
1777	32 - 9
18-1	53B-18
180231	64 -37
180231	64A-33
181522	90 - 9
1816TR	94 -11
182684	64 -38
182747	64A-34
183-1	40A-27
184793	64 -13
186320	64 -40
186320	64A-36
1866-22	37 - 8
188141	64A-25
188302	64 -31
188302	64A-27
188434	64 -28
188434	64A-24
189482	64A-19
189574	64A-16
189739	64A-20
189744	64A- 3
190094	64 -17
190576	64 -30
190733	64 -12
190734	64 - 6
1913035-1	53G-48
1913035-1	53G-49
1913035-1	53G-52
1913035-1	53L-95A
1913035-1	53N-95A
1913035-1	53Q-97A
1913035-1	53J-92B
1913035-1	53J-93
1913035-1	53J-94
191869	64 -32
191869	64A-28
192103	64 -18
1924	94 -12
192558	64 -42
192558	64A-38
192709	64 -35
192709	64A-31
193385	64 -19
193385	64A-15
196195	64A-13
2-11	89A-22
2-11	89B-57
2-11	89C-44
2-15	89A-23
2-15	89B-58
2-15	89C-45
2N3055	90 -69
20H3P	90 -57
2013142-1	81 -49
204864	64 - 9
204864	64A- 8
206336	64 - 5
206336	64A- 5
206337	64 -25
206337	64A-21
210031	64 -10

PART NUMBER	FIGURE AND INDEX NO.
210031	64A- 9
210036	64 - 8
210036	64A- 7
210039	64 -27
210039	64A-23
210095	64 -11
210100	64 -33
210112	64 -16
210206	64 - 7
210207	64 -14
210214	64 -34
210216	64A-40
210253	64 - 1
210253	64A- 1
210257	64 -41
210257	64A-37
210259	64 - 2
210261	64A-10
210269	64 -36
210272	64 -22
210289	64 -15
210293	64 -26
210293	64A-22
210326	64A-30
210382	64A-11
210393	64A-12
210394	64A-14
210396	64A- 6
210398	64A-32
210399	64A-18
2104	88 - 5
2104	88A- 5
213200	64A-39
213201	64A-29
213214	64A- 2
214202	64A-14
217-1	36A- 8
218036	64 - 3
2182D-R	53A-20
218446	64 -39
218446	64A-35
218537	64A-26
218547	64A- 4
22FH-428	36 - 5
22FH-428	40 - 6
22FH632	73 - 4
23-4677C	89A-35
244-16	21 -10
244-16	61C-23
244-16D	21A-12
255-10-30-190	74B- 9A
255-10-30-190	74C-11
2600SW2	61C- 4
2600SW2	61C-28
27 OHM 1/2 W	53Q-95
27 OHM 1/2 W 10	53Q-94C
275-3-2	61C- 4
275-3-2	61C-28
28INT-12DC	79A-11
2904-1	76B- 1
295055	8 - 6
295055	8 - 6
3/32X1 1/8	60 -31
3021	40A- 8
3022	40A- 7
3023	37B- 7
3023	40A- 4
30370-0100	88 - 2
30370-0100	88A- 2
30370-0100	88B- 7
30370-0100	88C- 3
30370-0102	88 - 3
30475-0100	88 - 4
30475-0100	88A- 4

PART NUMBER	FIGURE AND INDEX NO.
33-199-1	83 - 8
33-199-102	83 - 1
33-199-3	83 - 2
33-199-5	83 - 6
33-199-6	83 - 7
33-199-7	83 - 4
33-199-8	83 - 3
33-199-911	83 - 5
330	53B- 6
330	53B-10
330	57A-11
330R	53 -30
34-828-1	64B- 1
34-828-10	64B-30
34-828-11	64B-14
34-828-12	64B-23
34-828-13	64B-41
34-828-14	64B-16
34-828-15	64B- 7
34-828-19	64B- 9
34-828-2	64B- 2
34-828-20	64B-13
34-828-24	64B-11
34-828-25	64B-12
34-828-26	64B-19
34-828-27	64B- 5
34-828-28	64B-31
34-828-29	64B-15
34-828-31	64B-45
34-828-7	64B-10
34-828-8	64B-29
34-828-9	64B-17
34-828-902	64B-42
34-828-903	64B-32
34-828-907	64B-39
34-831-905	64B-25
34002-55	90 -75
351-11-05-001	74C-12
35985	63A-39
3680C	33 -35
3680C	39 -71
3680C	39A-60
3690-1/2	1 -46
3690-1/4	1 -46
3690-1/8	1 -46
37-206	40A-27
37570-0001	88B- 5
3859A-281-251A	74C-19
40S5-4	61B-19
40S5-4	61B-39
40S5-4	61B-51
40S5-4	61C- 3
40S5-4	61C-19
4002-H	61 - 7
4002-H	61 -37
4002-H	61A- 7
4002-H	61A-41
4002-H	61B-19
4002-H	61B-39
4002-H	61C- 3
4002-H	61C-19
4002-244-16	17 -39
4002-244-16	61 - 3
4002-244-16	61A- 6
4002-244-16	61B- 4
4002-4	61 - 7
4002-4	61 -37
4002-4	61A- 7
4002-4	61A-41
4002H	61B-51
401627	53A-20A
401627	53C-26
401627	53E-28
401627	53G-29

PART NUMBER	FIGURE AND INDEX NO.	PART NUMBER	FIGURE AND INDEX NO.	PART NUMBER	FIGURE AND INDEX NO.
401627	53J-76	60232-1	53J-85	90	91 -18
401627	53L-79	60232-1	53L-86A	90DA-8	598-44
401627	53N-82	60232-1	53N-89C	91-22	40A-14
401627	53Q-90	60232-1	53Q-92C	91-44	40A-14
40760-0104	88 - 3	61-19	40A-15	91-8000AC	898-63
41163-C-14	53B-16	61-37	40A-15	91-8000AC	89C-66
41163L14	53C-39	624 1M	39 -71	92-17	40A-20
4157-001	74C-17	624 1M	39A-60	94	91 -18
4189	8 -37	6241M	33 -35	94	91A-19
4199	8 -37	6241M	39B-71	9511269	40 -15
440437	53C-22	625017	63A-23	9511271	40 -16
440437	53E-24	625093	63A-13	9520448	40 -22
440437	53G-25	625298	63A- 7	9521184	40 -11
440437	53J-72	625299	63A- 8	9524201	40 - 2
440437	53L-75	625303	63A-24	9524202	40 - 3
440437	53N-78	625765	63A- 4	9524218	40 - 9
441344	53C-21	625966	63 -72A	9524223	40 -12
441344	53E-23	626189	63A-20	9524318	40 - 3
441344	53G-24	626332	63 -72	9524343	40 -18
441344	53J-71	626332	63A-17	9524463	40 -23
441344	53L-74	626341	63 -72A	9524491	40 - 9
441344	53N-77	626341	63A-19	9532277	40 -17
441344	53Q-85	626342	63 -72A	9532671	36 - 1
442785	53A-19	626342	63A-18	9532672	36 - 2
442785	53C-24	627392	63A-14	9541458	40 -10
442785	53E-26	628472	63A- 1	9541898	36 - 1
442785	53G-27	628473	63A- 2	9541899	36 - 2
442785	53J-74	629076	63A- 6	97NTE-048	89B-64
442785	53L-77	629176	63A-35	97NTE-048	89C-67
442785	53N-80	630050	63A-16	99608-K2215	47 -14
442785	53Q-88	631095	63A-15		
4509	61B-51H	631237	63A- 3		
4509	61C-74	633005	63A- 9		
47 OHM,1/2W,10	53J-90	633006	63A-10		
47 OHM,1/2W,10	53L-90	633007	63A-11		
47 OHM,1/2W,10	53N-92	633027	63A-38		
49265-F-938	45 -13	633311	63A-12		
49265-F-938	45A-12	634592	63A-35		
49265-F-938	52C-14	639151	63 -72A		
49330	17 -27	639171	63 -72A		
49330	17A-27	6436635	86 -35		
49330	25 -59	6436637	86 -36		
5-171	74B-14	6436916	86 -38		
5/16-24X1 3/4	60 -20	6436989	86 -40		
5FF10A568A	90 -19	66-30	40A-17		
5037-1	82A-24	66-30	40A-19		
51045	51A-74	69-4	40A-24		
511846-4	40 -20	700	1 -11		
52NEE070	39 - 4	7000-3/8	60 -43		
52NEE070	39A- 4	73-11	40A-18		
534750	63A- 5	74-10	40A-16		
537282	63A-21	75-31	40A-28		
537312	63A-22	75-37	40A-28		
538076	63A-34	8-171	74B-27		
539547	63A-26	8-32X1/2	37A- 2		
539911	63 - 7	8-4VTX-S	82 -41		
550	1 -13	8-4VTX-S	82A-47		
5579654	86 -37	800-001-6	73 - 7		
5602M-3LH-R-14	53B- 6	811542	53 -15		
5602M-3RH-R-14	53B- 5	811542	53A-20A		
5602M-3RH-R-14	53B-10	811542	53C-26		
561	40A-17	811542	53E-28		
561	40A-19	811542	53G-29		
576.1	1 - 5	811542	53J-76		
579.6	1 - 6	811542	53L-79		
582384-9	74B-27A	811542	53N-82		
582384-9	74C-25	811542	53Q-90		
600-015-10-0S	38B-14	8409	74 -86		
600-015-1005	38A- 7	8445	74B-16		
60232-1	53 -19	8468-2	60 -46		
60232-1	53A-29	8540-1	89A-74		
60232-1	53C-34	8540-1	89B-51		
60232-1	53E-37	8540-1	89C-61		
60232-1	53G-38	90	90 - 9		